



PIERCE COUNTY HOUSING AUTHORITY

603 South Polk Street, Tacoma, WA 98444 | 253-620-5400

INFORMATION PACKET FOR THE PIERCE COUNTY BOARD OF COMMISSIONERS REGULAR MEETING

WEDNESDAY, MARCH 27, 2024



PIERCE COUNTY HOUSING AUTHORITY
603 South Polk Street, Tacoma, WA 98444 | 253-620-5400

REGULAR MEETING AGENDA
WEDNESDAY, MARCH 27, 2024 – 3:30 PM

PCHA Campus Building B
603 Polk St S., Tacoma, WA, 98444
& Online Via Zoom

ROLL CALL

REGULAR MEETING AGENDA 2

PUBLIC COMMENT (5 MINUTES PER SPEAKER)

OLD BUSINESS 3

MINUTES FROM THE WEDNESDAY, FEBRUARY 28, 2024, REGULAR MEETING 4

MINUTES FROM THE TUESDAY, MARCH 12, 2024 SPECIAL MEETING 8

FEBRUARY CASH DISBURSEMENTS & CHECK REGISTER 10

NEW BUSINESS 100

RESOLUTION 1941: AUTHORIZING INVESTMENT OF SECTION 18 SALES MONIES IN THE LOCAL
GOVERNMENT INVESTMENT POOL 101

STRATEGIC FOCUS 113

RAD RESERVE “BASIS BOOST” AND FAIRCLOTH TRANSFER 114

EXECUTIVE REPORT & DIVISION UPDATES 117

AFFORDABLE HOUSING DIVISION REPORT 118

FINANCE REPORT 120

HUMAN RESOURCES REPORT 146

MAINTENANCE DIVISION REPORT 148

PLANNING, POLICY, AND COMMUNITY ENGAGEMENT REPORT 149

PROJECT MANAGEMENT DIVISION REPORT 152

SUPPORTED HOUSING DIVISION REPORT 154

COMMISSIONERS CORNER

EXECUTIVE SESSION (IF APPLICABLE) The Board may hold an executive session for purposes allowed under the open public meetings act. Legal purposes include: to consider acquisition or sale of real estate; to review negotiations of publicly bid contracts; to receive and evaluate complaints or charges brought against a public officer or employee; to evaluate the qualifications of an applicant for public employment; to review the performance of a public employee; and to discuss with legal counsel matters relating to agency enforcement actions, litigation, or potential litigation. Before convening in executive session, the board chair will publicly announce the purpose for the executive session and the time when the executive session is expected to conclude. Under RCW 42.30.110, an executive session may be held for the purpose of receiving and evaluating complaints against or reviewing the qualifications of an applicant for public employment or reviewing the performance of a public employee, consultation with legal counsel regarding agency enforcement actions, or actual or potential agency litigation; considering the sale or acquisition of real estate; and/or reviewing professional negotiations.

ADJOURNMENT



PIERCE COUNTY HOUSING AUTHORITY

603 South Polk Street, Tacoma, WA 98444 | 253-620-5400

OLD BUSINESS



PIERCE COUNTY HOUSING AUTHORITY

603 South Polk Street, Tacoma, WA 98444 | 253-620-5400

MINUTES FOR THE FEBRUARY 28, 2024 REGULAR MEETING
OF THE BOARD OF COMMISSIONERS

Date: WEDNESDAY, FEBRUARY 28, 2024
3:30 PM

Location: PCHA Main Campus and
Hybrid over ZOOM

In Attendance: Chairperson Mark Martinez
Commissioner Narva Walton
Commissioner Blaksley
Commissioner Stewart

Also in Attendance: Jim Stretz, Executive Director
Christina McLeod, Director of Operations
Tamara Meade, Director of Supported Housing
Tammy Moter, Director of Finance
Sean McKenna, Director of Project Management
Victor Lovelace, Director of Maintenance
Ney Calhoun, Human Resources Manager
Riley Guerrero, Planning, Policy, and Community Engagement Manager

*In Attendance Via Zoom/Phone

CALL TO ORDER

Chairperson Martinez called the Regular Meeting of the Board of Commissioners to order at 3:35 PM. Commissioners Blakesly and Stewart, and Chair Martinez, were present. Vice Chair Walton was absent.

AGENDA

Chairperson Martinez entertained a motion to approve the agenda as presented. Commissioner Blaksley so moved. Commissioner Stewart seconded the motion. Commissioner Martinez asked for any changes to the Agenda. A vocal vote was taken with the following result:.

	In Favor	Opposed	Abstain	Absent
Commissioner Blaksley	<input checked="" type="checkbox"/>	<input type="checkbox"/>	<input type="checkbox"/>	<input type="checkbox"/>
Commissioner Stewart	<input checked="" type="checkbox"/>	<input type="checkbox"/>	<input type="checkbox"/>	<input type="checkbox"/>
Vice Chairperson Walton	<input type="checkbox"/>	<input type="checkbox"/>	<input type="checkbox"/>	<input checked="" type="checkbox"/>
Chairperson Martinez	<input checked="" type="checkbox"/>	<input type="checkbox"/>	<input type="checkbox"/>	<input type="checkbox"/>

The agenda was so approved.

PUBLIC COMMENT

Chairperson Martinez called for public comment.

No comment was given. Public comment was thereby closed.

OLD BUSINESS

Chairperson Martinez called for a motion to approve the minutes of the Wednesday, January 31, 2024 Regular Meeting as presented. Commissioner Stewart so moved. Commissioner Blaksley seconded the motion.

A vocal vote was taken with the following result:

	In Favor	Opposed	Abstain	Absent
Commissioner Blaksley	<input checked="" type="checkbox"/>	<input type="checkbox"/>	<input type="checkbox"/>	<input type="checkbox"/>
Commissioner Stewart	<input checked="" type="checkbox"/>	<input type="checkbox"/>	<input type="checkbox"/>	<input type="checkbox"/>
Vice Chairperson Walton	<input type="checkbox"/>	<input type="checkbox"/>	<input type="checkbox"/>	<input checked="" type="checkbox"/>
Chairperson Martinez	<input checked="" type="checkbox"/>	<input type="checkbox"/>	<input type="checkbox"/>	<input type="checkbox"/>

The minutes were so approved.

Chairperson Martinez entertained a motion to approve the cash disbursements for January, 2024. Commissioner Blaksley so moved. Commissioner Stewart seconded the motion.

Chair Martinez asked what a prepaid advance referred to on the balance sheet. Director Moter answered that a prepaid advance referred to insurance premiums.

A vocal vote was taken with the following result:

	In Favor	Opposed	Abstain	Absent
Commissioner Blaksley	<input checked="" type="checkbox"/>	<input type="checkbox"/>	<input type="checkbox"/>	<input type="checkbox"/>
Commissioner Stewart	<input checked="" type="checkbox"/>	<input type="checkbox"/>	<input type="checkbox"/>	<input type="checkbox"/>
Vice Chairperson Walton	<input type="checkbox"/>	<input type="checkbox"/>	<input type="checkbox"/>	<input checked="" type="checkbox"/>
Chairperson Martinez	<input checked="" type="checkbox"/>	<input type="checkbox"/>	<input type="checkbox"/>	<input type="checkbox"/>

The cash disbursements from January, 2024 were so approved.

Vice Chair Walton arrived at 3:39 PM.

STRATEGIC FOCUS

BOARD RETREAT SUMMARY AND PRELIMINARY DEV/AQC RUBRIC

PPCE Manager Riley Guerrero presented the Board Retreat Summary and Preliminary

Development/Acquisition Rubric found on Page 104 of the February 28, 2024 Board Meeting Packet. Director McKenna added that the final product of the rubric must be defensible and reproduceable. Vice Chair Walto asked about the continuation of the preliminary Fit Test created by contracted architects. Director McKenna responded that further feasibility studies were being pursued, and adjoining properties were still being teased out. Values of adjoining parcels to be presented at March Board Meeting. Vice Chair Walton asked if there was a definitive design to review. Director McKenna answered in the negative, additional opportunities may be available in the event of additional parcel acquisition. Chair Martinez asked if different ranking numbers for different categories complicated scoring for staff. Director McKenna responded regarding criteria for new development opportunities. Chair Martinez clarified his question was about numerical differentiation. PPCE Manager Guerrero answered there was no administrative difference. Chair Martinez asked for any additional staff comment and as to whether staff found the retreat helpful. Executive Director Stretz answered that staff found the Retreat helpful and thanked PPCE Manager Guerrero for her work putting the retreat together. Director McKenna concurred and added that as the work of the Disposition continues more complicated decisions are to be made. Chair Martinez answered that final decisions would be made at the March meeting.

EXECUTIVE AND DIRECTOR REPORTS

Director of Operations Christina McLeod presented her written report, found on page 119 of the February Board Meeting Information Packet. Commissioner Walton asked if a tenant who moved out after being served a three-day Waste and Nuisance notice would be flagged if they reapplied for tenancy. Director McLeod answered they were flagged. Executive Director Stretz noted higher vacancies than usual, and Director McLeod noted staffing improvements and updated advertising strategies. Director of Maintenance Victor Lovelace noted the updates to visual features, public spaces, and grounds and the difficulty of unit turns post-COVID. Director McLeod noted that procurement activity was ongoing to lower costs.

Director of Finance Tammy Moter presented her written report, found on page 121 of the Board Meeting Information Packet. No commissioner questions.

HR Manager Ney Calhoun presented her written report found on page 147 of the Board Meeting Information Packet. No commissioner questions.

Director of Maintenance Victor Lovelace presented his written report, found on page 149 of the Board Meeting Information Packet. Commissioner Walton asked if PCHA had a contact who could manage insurance for roofing-related issues. Director Lovelace and McKenna asked for her to follow up if she had such a contact in order to streamline this process. Chair Martinez noted his appreciation for the ladder safety training for Maintenance Staff.

Director of Project Management Sean McKenna presented his written report, found on page 150 of the Board Meeting Information Packet. Vice Chair Walton asked for confirmation on the total proceeds being relatively even between the Habitat for Humanity sales and Realtor sales. Director McKenna confirmed. Vice Chair Walton inquired as to whether this implied sale price was too low for Habitat for Humanity sales given the presence of commission on Realtor sales. Director Lovelace added that the cost of selling at RE/MAX was greater than H4H as well. Director McKenna supported that statement, and that the time commitment was higher as well. ED Stretz stated that this concern was well-noted and PCHA negotiates strongly with all buyers. Vice Chair Walton inquired as to the price difference in dollars per sale. Director McKenna stated that the houses themselves were different and so the houses were provided as dollars per square foot. Chair Martinez stated that the intent for the sale was not to kill the market, but to keep as many

homes as possible affordable. Vice Chair Walton inquired as to whether PCHA was using 2022 appraisal values. Director McKenna answered in the affirmative, and that he was open to questions outside of the Board Meeting as well. He supported Chair Martinez's statement that the H4H homes were competitively priced compared to the market sales. Commissioner Blaksley added that the cost of reappraising the homes would be prohibitive. Director McKenna concurred. ED Stretz added that technically, through selling to H4H, 80 new affordable units were being created. Director McKenna added that he would continue reporting on these data points. Commissioner Blaksley asked if there was a report on the number of individuals on program who had bought homes. Director McKenna added that yes, three had been sold and one was currently sending information including a pre-approval letter received that day. Additional survey materials had been sent out that have been compiled of folks who were interested in purchasing. He added that PCHA was also referring to Habitat for Humanity's program as well. Commissioner Blaksley expressed a wish that there were more folks on program who were capable of affording the homes. DED Meade added that many FSS graduates chose to pursue non-homeownership goals with their escrow balances, and that unfortunately, folks who qualify for program were usually not qualifying for loans. Director McKenna added that interest rates were decimating opportunities for affordability. Commissioner Blaksley asked if there was interest. DED Meade answered that there was a group of roughly seven who the FSS coordinator was working with who were consistently close to achieving homeownership, but were still unable to move forward. Commissioner Blaksley requested FSS reports. DED Meade answered that previously FSS activities were curtailed due to COVID, but reports would be forthcoming.

Deputy Executive Director Tamara Meade presented her written report, as found on page 153 of the Board Meeting Information Packet. No commissioner questions.

COMMISSIONERS CORNER

Chair Martinez called commissioners' corner. Chair Martinez asked about the Washington DC Conference. PPCE Guerrero answered that communication was ongoing with NAHRO.

ED James Stretz reviewed the Accountability Audit findings with the Board, regarding the CPA firm oversight and division of duties, and the tenant subledgers, from 2021-2022.

Commissioners' Corner was thereby closed.

EXECUTIVE SESSION

An Executive Session was called to discuss the sale or acquisition of property. The Executive Session began at 4:51 PM.

The Executive Session was closed and the Board returned to regular session at 4:57 PM. Coming out of Executive Session, no action was taken.

ADJOURNMENT

Having no further business to come before the Board, Chair Martinez called for a motion to adjourn the Regular Meeting of the Board of Commissioners. Commissioner Blaksley so moved. Commissioner Walton seconded the motion.

The meeting was adjourned at 4:57 PM.



PIERCE COUNTY HOUSING AUTHORITY

603 South Polk Street, Tacoma, WA 98444 | 253-620-5400

MINUTES FOR THE MARCH 12, 2024 SPECIAL MEETING
OF THE BOARD OF COMMISSIONERS

Date: WEDNESDAY, MARCH 12, 2024
3:00 PM

Location: PCHA Main Campus and
Hybrid over ZOOM

In Attendance: Chairperson Mark Martinez*
Commissioner Narva
Walton* Commissioner
Blaksley* Commissioner
Stewart

Also in Attendance: Jim Stretz, Executive Director
Tamara Meade, Deputy Executive Director*
Sean McKenna, Director of Project Management*
Tina McLeod, Director of Operations*
Tammy Moter, Director of Finance*
Victor Lovelace, Director of Maintenance*
Riley Guerrero, Planning, Policy, and Community Engagement
Manager

*In Attendance Via Zoom/Phone

CALL TO ORDER

Chairperson Martinez called the Special Meeting of the Board of Commissioners to order at 3:00 PM. All commissioners were present.

AGENDA

Chairperson Martinez entertained a motion to approve the agenda as presented. Commissioner Blaksley so moved. Commissioner Stewart seconded the motion. Commissioner Martinez asked for any changes to the Agenda. A vocal vote was taken with the following result:.

	In Favor	Opposed	Abstain	Absent
Commissioner Blaksley	<input checked="" type="checkbox"/>	<input type="checkbox"/>	<input type="checkbox"/>	<input type="checkbox"/>
Commissioner Stewart	<input checked="" type="checkbox"/>	<input type="checkbox"/>	<input type="checkbox"/>	<input type="checkbox"/>
Vice Chairperson Walton	<input checked="" type="checkbox"/>	<input type="checkbox"/>	<input type="checkbox"/>	<input type="checkbox"/>
Chairperson Martinez	<input checked="" type="checkbox"/>	<input type="checkbox"/>	<input type="checkbox"/>	<input type="checkbox"/>

The agenda was so approved.

EXECUTIVE SESSION

An Executive Session was called to discuss the sale or acquisition of property .The Executive Session began at 3:01 PM.

The Executive Session was closed and the Board returned to regular session at 3:28 PM.

Resolution 1940: TO APPROVE THE SUBMISSION OF AN OFFER NOT TO EXCEED TEN MILLION DOLLARS (\$10,000,000.00) FOR THE PURCHASE OF THE HIDDEN FIRS APARTMENT COMMUNITY was read into the record by PPCE Manager Riley Guerrero, as follows:

WHEREAS, Pierce County Housing Authority (PCHA) has the mission to provide safe, decent, and affordable housing, free from discrimination in Pierce County, and;

WHEREAS, PCHA has embarked upon a Section 18 Disposition of its public housing units, and has submitted intent to begin a Faircloth-to-RAD conversion of their subsidy, and;

WHEREAS, the Hidden Firs Apartment Community, located at 15008 A St S, Tacoma, WA, and containing 56 apartment units has been offered at an asking price of ten million dollars (\$10,000,000.00);

NOW THEREFORE LET IT BE RESOLVED THAT Pierce County Housing Authority submit an offer not to exceed ten million dollars (\$10,000,000.00) for the purchase of Hidden Firs, subject to further feasibility, condition, and financial assessments, with any change or development to be further reviewed and considered by the Pierce County Housing Authority Board of Commissioners.

Chair Martinez called for a motion to adopt. Commissioner Stewart so moved. Vice Chair Walton seconded the motion. A vocal vote was taken with the following result:

	In Favor	Opposed	Abstain	Absent
Commissioner Blaksley	<input checked="" type="checkbox"/>	<input type="checkbox"/>	<input type="checkbox"/>	<input type="checkbox"/>
Commissioner Stewart	<input checked="" type="checkbox"/>	<input type="checkbox"/>	<input type="checkbox"/>	<input type="checkbox"/>
Vice Chairperson Walton	<input checked="" type="checkbox"/>	<input type="checkbox"/>	<input type="checkbox"/>	<input type="checkbox"/>
Chairperson Martinez	<input checked="" type="checkbox"/>	<input type="checkbox"/>	<input type="checkbox"/>	<input type="checkbox"/>

Resolution 1940 was thereby passed.

The meeting was adjourned at 3:32 PM.



PIERCE COUNTY HOUSING AUTHORITY
603 South Polk Street, Tacoma, WA 98444

Voucher Approval

I, the undersigned, do hereby certify under penalty of perjury that the materials have been furnished, the services rendered or the labor performed as described, or that any advance payment is due and payable pursuant to a contract or is available as an option for full or partial fulfillment of a contractual obligation, and that the claim is a just, due and unpaid obligation against the Pierce County Housing Authority, and that I am authorized to authenticate and certify to said claim in the amount of:

\$4,378,825.84 This 27th day of March 2024

Date Range	Transaction ID#	Bank Account	February 2024	Total January 2024	Disbursements Month over Month	Notes
February 1-29, 2024	Check# 6523-6524	LIPH Mgmt.	\$519.50	\$127.00	\$392.50	
February 1-29, 2024	EFT# 1006-1026	LIPH Mgmt.	\$2,860.00	\$3,120.00	(\$260.00)	
February 1-29, 2024	VOID Check #	LIPH Mgmt.	\$0.00	\$0.00	\$0.00	VOID Check #
February 1-29, 2024	VOID EFT #	LIPH Mgmt.	\$0.00	\$0.00	\$0.00	VOID EFT #
February 1-29, 2024	Check# 355413-355502	Section 8	\$133,189.95	\$115,344.06	\$17,845.89	
February 1-29, 2024	EFT# 287641-288827	Section 8	\$3,265,858.53	\$3,358,120.07	(\$92,261.54)	
February 1-29, 2024	VOID Check # 355421	Section 8	(\$1,500.00)	(\$2,431.00)	\$931.00	VOID Check # 355299, 355403
February 1-29, 2024	VOID EFT # 287691, 287700, 287752, 287787, 287790, 287810, 287842, 287872, 287873, 287889, 287898, 287903, 287922, 287931, 287943, 287976, 287981, 288010, 288049, 288063, 288068, 288088, 288095, 288097, 288101, 288147, 288177, 288210, 288228, 288250, 288262, 288266, 288276, 288322, 288461, 288472, 288553, 288591, 288592, 288641, 288659, 288663, 288688, 288694, 288731, 288760, 288762-288764, 288767, 288772-288775, 288777, 288779-288781, 288784, 288785, 288790, 288796, 288797, 288799, 288804, 288807, 288814, 288817-288819	Section 8	(\$106,399.78)	(\$194,053.26)	\$87,653.48	VOID EFT # 286509, 286544, 286550, 286581, 286603, 286607, 286612, 286644, 286667, 286675, 286678, 286689, 286701, 286774, 286778, 286781, 286809, 286829, 286838, 286843, 286858, 286865, 286888, 286889, 286915, 286934, 286935, 286953, 286955, 286988, 287040, 287059, 287087, 287103, 287110, 287121, 287122, 287153, 287159, 287253, 287312, 287330, 287436, 287495, 287503, 287520, 287531, 287542, 287558, 287560, 287565, 287566, 287576, 287577, 287579, 287581, 287583, 287587, 287588, 287592, 287596, 287597, 287599, 287610, 287612, 287616, 287618, 287622, 287624, 287626, 287627, 287628, 287629, 287635, 287636
February 1-29, 2024	Check# 90074-90189	Gen Ops	\$385,125.83	\$496,230.60	(\$111,104.77)	
February 1-29, 2024	EFT #8799-8877	Gen Ops	\$226,065.83	\$211,068.29	\$14,997.54	
February 1-29, 2024	VOID Check # 89543, 89952, 90028, 90046, 90093, 90094, 90124, 90125, 90151	Gen Ops	(\$76,916.22)	(\$1,535.46)	(\$75,380.76)	VOID Check # 89615, 89901, 89984, 90004, 90009, 90013, 90021, 90026, 90041, 90053, 90063,
February 1-29, 2024	VOID EFT # 8824, 8852, 8868	Gen Ops	(\$979.33)	(\$3,484.34)	\$2,505.01	VOID EFT # 8741, 8749, 8752, 8759, 8760, 8776, 8787, 8788, 8793
	Greystone Transfers	Gen Ops	\$124,842.00	\$151,224.00	(\$26,382.00)	
7-Feb-24	Payroll Taxes/ADP/Other	Gen Ops	\$25,699.22	\$18,914.44	\$6,784.78	January amounts for ¶11
7-Feb-24	Payroll Period 1214	Payroll	\$120,378.99	\$98,800.57	\$21,578.42	January amounts for ¶11
21-Feb-24	Payroll Taxes/ADP/Other	Gen Ops	\$24,661.76	\$20,865.98	\$3,795.78	January amounts for ¶25
21-Feb-24	Payroll Period 1228	Payroll	\$118,468.13	\$106,514.89	\$11,953.24	January amounts for ¶25
	Payroll Taxes/ADP/Other	Gen Ops	\$0.00	\$0.00	\$0.00	
	Payroll Period	Payroll	\$0.00	\$0.00	\$0.00	
	Totals		\$4,241,874.41	\$4,378,825.84	(\$136,951.43)	

Auditing Officer

Date

Check Register

For Period = Feb 2023

Control	Batch	Period	Date	Person	Property	Account	Amount	Reference	Notes
K-11917	396	02/2023	2/1/2023	Affordable Housing Network LLC (vaffordabl	hcv-s8		9,100.00	8069	
K-11918	396	02/2023	2/1/2023	APL Cleaning Service LLC (vapclean)	010		151.67	8070	
					040		151.67	8070	
					063		858.00	8070	
					064		286.00	8070	
					070		203.33	8070	
					080		87.94	8070	
					fss		239.61	8070	
					hcv-ehv		87.94	8070	
					hcv-s8		1,055.29	8070	
					liph		327.55	8070	
K-11919	396	02/2023	2/1/2023	Cintas Fire 636525 (vcintasfire)	063		191.34	8071	
K-11920	396	02/2023	2/1/2023	Green Effects Inc (vgreeneffect)	061		266.57	8072	
K-11921	396	02/2023	2/1/2023	HD Supply Facilties Maintenance LTD (vhds.cr074			1,276.40	8073	
					dm048		52.10	8073	
					liph		115.00	8073	
					lv078		1,053.53	8073	
K-11922	396	02/2023	2/1/2023	Lakewood Hardware & Paint Inc (vlakewood cr074			2,418.97	8074	
					liph		949.45	8074	
					lv078		2,418.33	8074	
					mg023		165.95	8074	
					vs044		538.98	8074	
K-11923	396	02/2023	2/1/2023	MRI Software LLC (vmrisoft)	br025		42.20	8075	
					cr074		42.20	8075	
					dm048		21.10	8075	
					hcv-s8		30.00	8075	
					lv078		63.30	8075	
K-11924	396	02/2023	2/1/2023	Murphy's Refinishing LLC (vmiraclemeth)	cr074		475.00	8076	
K-11925	396	02/2023	2/1/2023	Nan McKay & Associates Inc (vnanmcka)	070		4,851.00	8077	
K-11926	396	02/2023	2/1/2023	New Life Flooring Inc (vnewlifefloo)	lv078		8,320.00	8078	
K-11927	396	02/2023	2/1/2023	Office & Prof Employees Int'l UnionLoc#8 (v063			98.22	8079	
					070		133.45	8079	
					br025		38.08	8079	
					cr074		81.75	8079	
					dm048		36.52	8079	
					hcv-s8		242.94	8079	
					liph		48.40	8079	
					lv078		24.31	8079	
K-11928	396	02/2023	2/1/2023	Pacific Office Automation Inc (vpacificoffi)	010		89.55	8080	
					040		89.55	8080	
					063		89.55	8080	
					064		89.55	8080	
					070		626.88	8080	
					080		89.55	8080	
					br025		89.55	8080	
					fss		89.55	8080	
					hcv-ehv		89.55	8080	
					hcv-s8		895.53	8080	
					liph		268.65	8080	
					lv078		89.55	8080	
K-11929	396	02/2023	2/1/2023	Reliable Parts (vreliblepar)	br025		190.88	8081	
					cr074		175.64	8081	
					liph		334.61	8081	
K-11930	396	02/2023	2/1/2023	Serendipity Cleaning Services (vsereidpity)	cr074		250.00	8082	
K-11931	396	02/2023	2/1/2023	Staples Business Advantage (vstaples)	080		0.19	8083	
					fss		12.44	8083	
					hcv-ehv		0.20	8083	
					hcv-s8		56.14	8083	
					liph		0.20	8083	
K-11932	396	02/2023	2/1/2023	Triple Gem Carpet Cleaning LLC (vtriplegemc)	lv078		245.00	8084	
K-11933	396	02/2023	2/1/2023	Zones LLC (vzonesllc)	010		36.09	8085	
					040		18.05	8085	
					063		72.17	8085	
					064		18.05	8085	
					070		90.21	8085	
					080		18.05	8085	
					br025		36.09	8085	
					cr074		72.17	8085	
					dm048		36.09	8085	
					fss		18.05	8085	
					hcv-ehv		18.04	8085	
					hcv-s8		180.42	8085	
					liph		54.13	8085	
					lv078		18.05	8085	
					vs044		18.04	8085	
K-11935	397	02/2023	2/1/2023	ADO Professional Solutions Inc (vlhrecruitr)	070		6,864.11	88899	
K-11936	397	02/2023	2/1/2023	All Seasons Pest Control (valseaso)	mg023		495.00	88900	
K-11937	397	02/2023	2/1/2023	American Reporting Company (vamericarep.fss			68.90	88901	
K-11938	397	02/2023	2/1/2023	Ashely Herrnton (vherrtonashe)	hcv-s8		135.93	88902	
K-11939	397	02/2023	2/1/2023	Assoc of Washington Housing Authority (vas	040		4,500.00	88903	
					cr074		744.00	88903	
					dm048		279.00	88903	
					lv021		90.00	88903	
					lv078		408.00	88903	
					mg023		90.00	88903	
					oi024		78.00	88903	

Check Register

For Period = Feb 2023

Control	Batch	Period	Date	Person	Property	Account	Amount	Reference	Notes
					orting		60.00	88903	
					vs044		114.00	88903	
K-11940	397	02/2023	2/1/2023	Avery Commandest (vcommandesta)	hcv-s8		280.00	88904	
K-11941	397	02/2023	2/1/2023	Brandie Robinson (vrobinsonbra)	hcv-s8		90.00	88905	
K-11942	397	02/2023	2/1/2023	Brookdale Lumber Inc (vbrookdalelu)	062		580.48	88906	
K-11943	397	02/2023	2/1/2023	City of Tacoma (vcityoftacom)	cr074		83.40	88907	
K-11944	397	02/2023	2/1/2023	City of Tacoma (vcityoftacom)	cr074		522.00	88908	
K-11945	397	02/2023	2/1/2023	Comcast Corporation (vcomcastcorp)	br025		261.31	88909	
					cr074		460.61	88909	
					dm048		512.30	88909	
					hv021		171.99	88909	
					lv078		495.65	88909	
					mg023		174.54	88909	
					ol024		174.54	88909	
K-11946	397	02/2023	2/1/2023	Copiers Northwest, Inc. (vcopiers)	070		32.18	88910	
K-11947	397	02/2023	2/1/2023	Elmhurst Mutual Power & Light (velmhurst)	hv021		365.50	88911	
K-11948	397	02/2023	2/1/2023	Greatcall Inc (vgreatcal)	040		17.98	88912	
					070		23.98	88912	
					br025		14.99	88912	
					cr074		23.98	88912	
					dm048		14.99	88912	
					fss		23.98	88912	
					liph		14.99	88912	
					lv078		14.99	88912	
					vs044		14.99	88912	
K-11949	397	02/2023	2/1/2023	Guardian Security Group Inc (vguardiansec)	063		41.70	88913	
K-11950	397	02/2023	2/1/2023	Home Depot (vhomedep)	062		1,045.55	88914	
					063		2,259.00	88914	
					dm048		211.35	88914	
					liph		1,714.43	88914	
K-11951	397	02/2023	2/1/2023	Jet Door LLC (vjeddoor)	liph		3,855.70	88915	
K-11952	397	02/2023	2/1/2023	Lakeview Light & Power Co. (vlakeviewlig)	N078		2,485.69	88916	
K-11953	397	02/2023	2/1/2023	NW Furniture Bank (vnwfurniture)	hcv-ehv		450.00	88917	
K-11954	397	02/2023	2/1/2023	Pacific Walk Townhomes (vpacificwalk)	hcv-ehv		1,769.00	88918	
K-11955	397	02/2023	2/1/2023	Philadelphia Insurance Companies (vphilinsu)	070		1,711.92	88919	
K-11956	397	02/2023	2/1/2023	Principal Life Insurance Company (vprincipal)	010		31.71	88920	
					040		53.78	88920	
					063		44.63	88920	
					064		23.23	88920	
					070		97.36	88920	
					080		28.97	88920	
					br025		25.84	88920	
					cr074		59.77	88920	
					dm048		16.44	88920	
					fss		15.14	88920	
					hcv-ehv		13.83	88920	
					hcv-s8		161.65	88920	
					liph		15.91	88920	
					lv078		39.67	88920	
					vs044		12.01	88920	
K-11957	397	02/2023	2/1/2023	Robert Half International Inc (roberthalf)	070		37,800.00	88921	
K-11958	397	02/2023	2/1/2023	Sentinel Pest Control (vsentinel)	orting		76.50	88922	
K-11959	397	02/2023	2/1/2023	Steve Howe (vhowesteve)	liph		216.66	88923	
K-11960	397	02/2023	2/1/2023	Stop Bugging Me LLC (vstopbugging)	br025		153.33	88924	
					cr074		597.45	88924	
					hv021		73.98	88924	
					lv078		88.91	88924	
					ol024		95.83	88924	
K-11961	397	02/2023	2/1/2023	The Emerson Apartments (vtheemersona)	hcv-ehv		2,590.00	88925	
K-11962	397	02/2023	2/1/2023	The Paragon Group (vtheparagong)	hcv-ehv		1,500.00	88926	
K-14355	416	02/2023	2/8/2023	Green Effects Inc (vgreeneffect)	dm048		756.00	8086	
					mg023		458.00	8086	
K-14356	416	02/2023	2/8/2023	HD Supply Facilities Maintenance LTD (vhds)	dm048		52.10	8087	
					lv078		15.93	8087	
K-14357	416	02/2023	2/8/2023	Jonathan A Ross (vjonross)	070		72.05	8088	
					cr074		47.16	8088	
K-14358	416	02/2023	2/8/2023	Krystal VonGnatensky (vongnatensk)	hcv-ehv		196.50	8089	
K-14359	416	02/2023	2/8/2023	Lakewood Hardware & Paint Inc (vlakewood)	cr074		958.99	8090	
					ol024		667.48	8090	
					vs044		1,250.70	8090	
K-14360	416	02/2023	2/8/2023	Lawanda Lambert (vlambertlawa)	br025		24.38	8091	
					lv078		4.38	8091	
					vs044		3.12	8091	
K-14361	416	02/2023	2/8/2023	Patti Carson (vcarsonpatti)	cr074		177.50	8092	
K-14362	416	02/2023	2/8/2023	Reliable Parts (vrelliablepar)	liph		129.40	8093	
K-14363	416	02/2023	2/8/2023	Sign Tech Electric (vsigntechele)	liph		312.50	8094	
					orting		1,505.00	8094	
K-14364	416	02/2023	2/8/2023	State Auditors Office (vstateaudito)	br025		32.97	8095	
					cr074		123.65	8095	
					dm048		57.70	8095	
					hcv-s8		329.72	8095	
					hv021		16.49	8095	
					liph		115.40	8095	
					lv078		90.67	8095	
					mg023		16.49	8095	
					ol024		16.49	8095	

Check Register

For Period = Feb 2023

Control	Batch	Period	Date	Person	Property	Account	Amount	Reference	Notes
					vs044		24.73	8095	
K-14365	416	02/2023	2/8/2023	Wex Bank (vfleetservic)	060		228.69	8096	
					063		834.33	8096	
					064		42.78	8096	
					cr074		329.36	8096	
					dm048		108.69	8096	
					hcv-s8		112.53	8096	
					lv078		98.93	8096	
					vs044		143.33	8096	
K-14366	417	02/2023	2/8/2023	Advanced Auto Care (vadvanced)	063		526.30	88927	
K-14367	417	02/2023	2/8/2023	All Seasons Pest Control (vallseaso)	dm048		145.00	88928	
					liph		90.00	88928	
K-14368	417	02/2023	2/8/2023	AutoZone (vautozone)	063		149.15	88929	
K-14369	417	02/2023	2/8/2023	Bunce Rental, Inc. (vbunccental)	062		210.00	88930	
K-14370	417	02/2023	2/8/2023	City of Tacoma (vcityoftacom)	liph		293.11	88931	
K-14371	417	02/2023	2/8/2023	Dept of Retirement Sys-PERS (vdeptofret)	010		2,563.19	88932	
					040		2,513.19	88932	
					063		2,138.53	88932	
					064		1,136.44	88932	
					070		5,119.35	88932	
					080		1,419.89	88932	
					br025		1,508.34	88932	
					cr074		3,345.08	88932	
					dm048		898.73	88932	
					fss		682.25	88932	
					hcv-ehv		829.51	88932	
					hcv-s8		8,854.69	88932	
					liph		1,666.15	88932	
					lv078		1,773.91	88932	
					vs044		685.34	88932	
K-14372	417	02/2023	2/8/2023	Lakeview Light & Power Co. (vlakevewlig)	lv078		23.76	88933	
K-14373	417	02/2023	2/8/2023	Les Schwab Tires (vlesschwab)	063		329.92	88934	
K-14374	417	02/2023	2/8/2023	Lowe's Companies, Inc. (vlowes)	liph		55.22	88935	
					mg023		16.24	88935	
K-14375	417	02/2023	2/8/2023	Parkland Light & Water Company (vparkland hv021			776.55	88936	
K-14376	417	02/2023	2/8/2023	Pierce County Sheriffs Department (vpcalarm 063			200.00	88937	
K-14377	417	02/2023	2/8/2023	Ron Jones Power Equipment (vronjones)	liph		395.07	88938	
K-14378	417	02/2023	2/8/2023	Spartan Services, Inc. (vspartans)	062		655.00	88939	
K-14379	417	02/2023	2/8/2023	Stop Bugging Me LLC (vstopbugging)	dm048		149.72	88940	
K-14395	421	02/2023	2/15/2023	AAA Fire Protection Inc (vaaafireprot)	lv078		4,854.14	88941	
K-14396	421	02/2023	2/15/2023	ADO Professional Solutions Inc (vhhrecruit070			4,896.80	88942	
K-14397	421	02/2023	2/15/2023	Advanced Auto Care (vadvanced)	cr074		49.43	88943	
K-14398	421	02/2023	2/15/2023	Affordable Housing Forward LLC (vahforward010			179.00	88944	
K-14399	421	02/2023	2/15/2023	AFLAC Incorporated (vafiac)	063		331.51	88945	
					064		34.70	88945	
					080		82.71	88945	
					hcv-s8		28.60	88945	
K-14400	421	02/2023	2/15/2023	Alderra Apartments (valderraapts)	hcv-ehv		54.25	88946	
K-14401	421	02/2023	2/15/2023	All Seasons Pest Control (vallseaso)	liph		90.00	88947	
					mg023		100.00	88947	
K-14402	421	02/2023	2/15/2023	Allstream (vallstream)	062		473.16	88948	
					dm048		961.00	88948	
K-14403	421	02/2023	2/15/2023	Best Choice Heating LLC (vbestchoicoh)	liph		119.00	88949	
K-14404	421	02/2023	2/15/2023	Cascade Electrical Services LLC (vcascadeele mg023			442.99	88950	
K-14405	421	02/2023	2/15/2023	City of Tacoma (vcityoftacom)	062		1,645.61	88951	
					cr074		1,879.32	88951	
					dm048		1,567.90	88951	
					liph		107.57	88951	
K-14406	421	02/2023	2/15/2023	Comcast Corporation (vcomcastcorp)	ortng		1,191.81	88952	
K-14407	421	02/2023	2/15/2023	Corr Cronin LLP (vcorrchroni)	070		3,108.00	88953	
K-14408	421	02/2023	2/15/2023	DoorKing Inc (vdoorking)	dm048		539.50	88954	
K-14409	421	02/2023	2/15/2023	FloHawks (vflohawks)	liph		1,207.23	88955	
K-14410	421	02/2023	2/15/2023	Great Floors (vgreatfloors)	liph		1,968.36	88956	
K-14411	421	02/2023	2/15/2023	Guardian Security Group Inc (vguardiansec)	062		74.70	88957	
K-14412	421	02/2023	2/15/2023	Harold Lemay Enterprises (vlakewoodref)	br025		2,701.93	88958	
					lv078		12,237.62	88958	
					mg023		612.53	88958	
					oi024		804.10	88958	
					vs044		879.55	88958	
K-14413	421	02/2023	2/15/2023	Home Depot (vhomedep)	062		754.01	88959	
					dm048		39.67	88959	
					liph		333.86	88959	
					mg023		84.91	88959	
					vs044		28.86	88959	
K-14414	421	02/2023	2/15/2023	Johnsons Millwork Inc (vjhjohnsons)	dm048		1,085.09	88960	
K-14415	421	02/2023	2/15/2023	LeMay Mobile Shredding (vlemaymob)	062		29.14	88961	
K-14416	421	02/2023	2/15/2023	Magellan Behavioral Health (magellan)	010		157.14	88962	
					040		157.13	88962	
					063		235.69	88962	
					064		78.57	88962	
					070		392.80	88962	
					080		78.57	88962	
					br025		157.13	88962	
					cr074		314.25	88962	
					dm048		78.57	88962	
					fss		78.57	88962	

Check Register

For Period = Feb 2023

Control	Batch	Period	Date	Person	Property	Account	Amount	Reference	Notes
					hcv-ehv		78.57	88962	
					hcv-s8		864.19	88962	
					liph		78.57	88962	
					lv078		235.69	88962	
					vs044		78.56	88962	
K-14417	421	02/2023	2/15/2023	Murrey's Disposal Company, Inc. (vmurreys)	cr074		11,577.60	88963	
K-14418	421	02/2023	2/15/2023	NAHRO Inc (vnauro)	003		959.70	88964	
					010		479.85	88964	
					070		1,919.36	88964	
					080		479.85	88964	
					hcv-s8		479.85	88964	
					liph		479.85	88964	
K-14419	421	02/2023	2/15/2023	NW Furniture Bank (vnwfurniture)	hcv-ehv		100.00	88965	
K-14420	421	02/2023	2/15/2023	PC Sewer (vpsewer)	061		99.55	88966	
					062		122.91	88966	
					063		33.08	88966	
					br025		4,016.67	88966	
					dm048		4,929.67	88966	
					hv021		1,578.71	88966	
					liph		1,391.92	88966	
					lv078		8,009.04	88966	
					mg023		931.41	88966	
					ol024		1,513.53	88966	
					vs044		2,270.29	88966	
K-14421	421	02/2023	2/15/2023	Pierce County Refuse (vpcrefus)	062		96.57	88967	
					063		30.24	88967	
					dm048		2,799.87	88967	
					hv021		917.14	88967	
K-14422	421	02/2023	2/15/2023	Puget Sound Energy (vpse)	br025		26.47	88968	
					liph		579.91	88968	
K-14423	421	02/2023	2/15/2023	Ron Jones Power Equipment (vronjones)	liph		40.99	88969	
K-14424	421	02/2023	2/15/2023	Sentinel Pest Control (vsentinel)	orting		76.50	88970	
K-14425	421	02/2023	2/15/2023	Spartan Services, Inc. (vspartans)	lv078		638.91	88971	
K-14426	421	02/2023	2/15/2023	Stop Bugging Me LLC (vstopbugging)	br025		153.33	88972	
					cr074		167.56	88972	
					dm048		149.72	88972	
					hv021		73.98	88972	
					lv078		177.82	88972	
					mg023		72.09	88972	
					ol024		95.83	88972	
					vs044		115.00	88972	
K-14427	421	02/2023	2/15/2023	Taylor Communications Inc (vtaylorcommu)	070		143.10	88973	
K-14428	421	02/2023	2/15/2023	The Home Depot Pro (vhomepro)	br025		133.36	88974	
					hv021		462.81	88974	
					liph		1,633.29	88974	
K-14429	421	02/2023	2/15/2023	U.S. Postal Service/Acct 34498188 (vpost-pt040)	040		73.02	88975	
					070		371.71	88975	
					080		2,265.08	88975	
					hcv-s8		255.29	88975	
					liph		34.90	88975	
K-14430	421	02/2023	2/15/2023	Washington State Health Care Authority (vw010)	010		2,858.64	88976	
					040		3,171.77	88976	
					063		4,498.21	88976	
					064		1,004.65	88976	
					070		5,809.43	88976	
					080		1,013.26	88976	
					br025		2,667.30	88976	
					cr074		5,843.11	88976	
					dm048		994.62	88976	
					fss		1,601.96	88976	
					hcv-s8		17,359.20	88976	
					liph		-830.67	88976	
					lv078		4,470.69	88976	
					vs044		896.91	88976	
K-14431	421	02/2023	2/15/2023	Waxie Sanitary Supply (vwaxiesanita)	010		7.06	88977	
					040		7.06	88977	
					063		18.87	88977	
					064		6.29	88977	
					070		28.27	88977	
					080		6.28	88977	
					fss		14.13	88977	
					hcv-s8		69.10	88977	
					liph		6.28	88977	
K-14432	422	02/2023	2/15/2023	Access Windows & Glass LLC (vaccesswindo)	dm048		2,201.14	8097	
K-14433	422	02/2023	2/15/2023	ADP LLC (vadp)	070		1,399.80	8098	
K-14434	422	02/2023	2/15/2023	APL Cleaning Service LLC (vaplclean)	010		242.67	8099	
					040		121.33	8099	
					063		858.00	8099	
					064		286.00	8099	
					070		203.33	8099	
					080		106.79	8099	
					fss		121.33	8099	
					hcv-ehv		106.79	8099	
					hcv-s8		1,174.64	8099	
					liph		228.12	8099	
K-14435	422	02/2023	2/15/2023	Cintas Fire 636525 (vcintasfire)	062		96.23	8100	

Check Register

For Period = Feb 2023

Control	Batch	Period	Date	Person	Property	Account	Amount	Reference	Notes
					063		346.40	8100	
					br025		115.47	8100	
					cr074		230.93	8100	
					dm048		115.47	8100	
					lv078		230.94	8100	
					vs044		115.47	8100	
K-14436	422	02/2023	2/15/2023	Green Effects Inc (vgreeneffect)	062		340.03	8101	
					cr074		3,112.74	8101	
					dm048		1,688.25	8101	
					hv021		1,056.45	8101	
					lv078		2,788.55	8101	
					mg023		583.25	8101	
					ol024		568.99	8101	
					orting		427.77	8101	
					vs044		540.13	8101	
K-14437	422	02/2023	2/15/2023	HD Supply Facilities Maintenance LTD (vhds.cr074)			203.00	8102	
					dm048		866.17	8102	
					liph		183.42	8102	
					lv078		4,733.64	8102	
					ol024		500.19	8102	
					vs044		1,075.91	8102	
K-14438	422	02/2023	2/15/2023	James Stretz (vstretzjames)	010		160.00	8103	
K-14439	422	02/2023	2/15/2023	Jani-King of Western Washington (vjaniking)	dm048		1,201.00	8104	
K-14440	422	02/2023	2/15/2023	Lakewood Hardware & Paint Inc (vlakewood.cr074)			1,838.41	8105	
					hv021		560.94	8105	
					liph		824.38	8105	
					lv078		2,234.14	8105	
					mg023		138.73	8105	
					vs044		44.99	8105	
K-14441	422	02/2023	2/15/2023	MB Squared Inc (vwestsoundwo)	040		2,657.72	8106	
					hcv-s8		395.20	8106	
K-14442	422	02/2023	2/15/2023	Murphy's Refinishing LLC (vmiraclemeth)	dm048		475.00	8107	
					vs044		1,127.50	8107	
K-14443	422	02/2023	2/15/2023	New Life Flooring Inc (vnewlifefloo)	br025		465.00	8108	
					hv021		603.00	8108	
					lv078		1,381.60	8108	
					orting		3,338.49	8108	
K-14444	422	02/2023	2/15/2023	Office & Prof Employees Int'l Union Loc#8 (v063)			98.68	8109	
					070		132.22	8109	
					br025		26.53	8109	
					cr074		100.92	8109	
					dm048		43.95	8109	
					hcv-s8		247.98	8109	
					liph		51.45	8109	
					lv078		24.42	8109	
K-14445	422	02/2023	2/15/2023	Optic Fusion, Inc. (vopticfu)	070		318.75	8110	
K-14446	422	02/2023	2/15/2023	Pacific Office Automation Inc (vpacificoffi)	062		187.59	8111	
K-14447	422	02/2023	2/15/2023	Reliable Parts (vreliablepar)	br025		134.60	8112	
					cr074		9.95	8112	
					lv078		201.65	8112	
K-14448	422	02/2023	2/15/2023	Serendipity Cleaning Services (vserendipity)	br025		100.00	8113	
					dm048		250.00	8113	
					hv021		110.00	8113	
					lv078		910.00	8113	
					mg023		160.00	8113	
					ol024		160.00	8113	
					vs044		260.00	8113	
K-14449	422	02/2023	2/15/2023	Staples Business Advantage (vstaples)	070		306.97	8114	
					080		77.08	8114	
					lv078		242.26	8114	
K-14450	422	02/2023	2/15/2023	Teresa D Johnson CPA Inc. (vtdjcpa)	070		58,842.20	8115	
K-14451	422	02/2023	2/15/2023	Triple Gem Carpet Cleaning LLC (vtriplegem)	dm048		320.00	8116	
					lv078		265.00	8116	
K-14452	422	02/2023	2/15/2023	Tuell & Young PS (vtuellyoung)	hv021		40.00	8117	
					liph		300.00	8117	
K-14453	422	02/2023	2/15/2023	Zones LLC (vzonesllc)	010		35.18	8118	
					040		35.19	8118	
					063		52.78	8118	
					064		17.59	8118	
					070		87.96	8118	
					080		17.60	8118	
					br025		35.19	8118	
					cr074		70.37	8118	
					dm048		17.59	8118	
					fss		17.60	8118	
					hcv-ehv		17.60	8118	
					hcv-s8		211.09	8118	
					liph		17.59	8118	
					lv078		52.78	8118	
					vs044		17.59	8118	
K-14626	550	02/2023	2/22/2023	Cintas Fire 636525 (vcintasfire)	061		735.31	8119	
					063		72.54	8119	
K-14627	550	02/2023	2/22/2023	HD Supply Facilities Maintenance LTD (vhds.dm048)			151.66	8120	
					lv078		674.90	8120	
					vs044		265.92	8120	
K-14628	550	02/2023	2/22/2023	Lakewood Hardware & Paint Inc (vlakewood.br025)			169.99	8121	

Check Register

For Period = Feb 2023

Control	Batch	Period	Date	Person	Property	Account	Amount	Reference	Notes
					lv078		1,776.08	8121	
					mg023		268.15	8121	
					vs044		527.35	8121	
K-14629	550	02/2023	2/22/2023	New Life Flooring Inc (vnewlifeflo)	cr074		1,568.50	8122	
K-14630	550	02/2023	2/22/2023	Office & Prof Employees Int'l UnionLoc#8	(v)063		115.02	8123	
					070		151.79	8123	
					br025		24.45	8123	
					cr074		90.94	8123	
					dm048		36.91	8123	
					hcv-s8		251.22	8123	
					liph		49.37	8123	
					lv078		26.17	8123	
K-14631	550	02/2023	2/22/2023	Pacific Office Automation Inc (vpacificoff)	010		29.85	8124	
					040		29.85	8124	
					063		29.85	8124	
					064		29.85	8124	
					070		208.96	8124	
					080		29.85	8124	
					br025		29.85	8124	
					fss		29.85	8124	
					hcv-ehv		29.85	8124	
					hcv-s8		328.36	8124	
					liph		59.70	8124	
					lv078		29.85	8124	
K-14632	550	02/2023	2/22/2023	Patti Carson (vcarsonpatti)	cr074		110.04	8125	
					lv078		7.86	8125	
K-14633	550	02/2023	2/22/2023	Reliable Parts (vrelialepar)	liph		130.50	8126	
K-14634	550	02/2023	2/22/2023	Serendipity Cleaning Services (vserendipity)	liph		562.80	8127	
K-14635	551	02/2023	2/22/2023	AAA Fire Protection Inc (vaaafireprot)	lv078		85.00	88978	
K-14636	551	02/2023	2/22/2023	All Seasons Pest Control (vallseaso)	liph		360.00	88979	
K-14637	551	02/2023	2/22/2023	Assoc of Washington Housing Authority (vas 040			4,500.00	88980	
K-14638	551	02/2023	2/22/2023	Best Choice Heating LLC (vbestchoicheh)	lv078		175.00	88981	
K-14639	551	02/2023	2/22/2023	City of Orting (vcityofortin)	orting		2,097.30	88982	
K-14640	551	02/2023	2/22/2023	Clearwater Leak Detection, Inc. (vclearwaterliph			1,100.00	88983	
K-14641	551	02/2023	2/22/2023	DM Disposal Co Inc (vdmdispo)	cr074		197.16	88984	
K-14642	551	02/2023	2/22/2023	Guardian Security Group Inc (vguardiansec)	vs044		189.00	88985	
K-14643	551	02/2023	2/22/2023	Home Depot (vhomedep)	cr074		64.86	88986	
					liph		789.81	88986	
					lv078		1,419.50	88986	
					mg023		430.19	88986	
					orting		287.64	88986	
					vs044		871.06	88986	
K-14644	551	02/2023	2/22/2023	Jet Door LLC (vjsetdoor)	vs044		121.87	88987	
K-14645	551	02/2023	2/22/2023	Lakeview Light & Power Co. (vlakeviewlig)	lv078		246.28	88988	
K-14646	551	02/2023	2/22/2023	Lakewood Water District (vlakewoodwat)	lv078		3,901.92	88989	
					mg023		615.28	88989	
K-14647	551	02/2023	2/22/2023	Magaway Fire LLC (magaway)	br025		122.00	88990	
K-14648	551	02/2023	2/22/2023	Philadelphia Insurance Companies (vphilinsu 070			1,711.92	88991	
K-14649	551	02/2023	2/22/2023	Puget Sound Energy (vpse)	br025		1,132.71	88992	
					orting		319.88	88992	
K-14650	551	02/2023	2/22/2023	Stop Bugging Me LLC (vstopbugging)	br025		153.33	88993	
					cr074		210.00	88993	
					lv078		88.91	88993	
					vs044		115.00	88993	
K-14651	551	02/2023	2/22/2023	Summit Water & Supply Co. (vsummitwater)	dm048		3,221.99	88994	
K-14656		02/2023	2/28/2023	Assoc of Washington Housing Authority (vas 040			-4,500.00	88903	Double paid Vendor
					cr074		-744.00	88903	Double paid Vendor
					dm048		-279.00	88903	Double paid Vendor
					hv021		-90.00	88903	Double paid Vendor
					lv078		-408.00	88903	Double paid Vendor
					mg023		-90.00	88903	Double paid Vendor
					oi024		-78.00	88903	Double paid Vendor
					orting		-60.00	88903	Double paid Vendor
					vs044		-114.00	88903	Double paid Vendor
K-15839		02/2023	3/14/2023	Pierce County Refuse (vprefus)	062		-96.57	88967	wrong vendor of 2 invoices
					063		-30.24	88967	wrong vendor of 2 invoices
					dm048		-2,799.87	88967	wrong vendor of 2 invoices
					hv021		-917.14	88967	wrong vendor of 2 invoices
Total							452,404.70		

Check Register

For Period = Feb 2024

Control	Batch	Period	Date	Person	Property	Account	Amount	Reference
K-31855	923	02/2024	2/2/2024	A-Advanced Septic Services (v0000179)	liph	4430-11-000 Contract-Plumbing	3,020.00	90074
					liph	4430-11-000 Contract-Plumbing	11,263.51	90074
K-31856	923	02/2024	2/2/2024	Affordable Housing Management Association	orting	4190-01-000 Membership and Fees	60.00	90075
K-31857	923	02/2024	2/2/2024	All Seasons Pest Control (vallseaso)	dm048	4430-07-000 Contract-Pest Control	2,187.00	90076
K-31858	923	02/2024	2/2/2024	City of Tacoma (vcityoftacom)	cr074	4320-01-000 Electricity-Vacant Units	28.20	90077
					dm048	4320-01-000 Electricity-Vacant Units	55.28	90077
					dm048	4320-01-000 Electricity-Vacant Units	82.18	90077
					dm048	4320-01-000 Electricity-Vacant Units	82.35	90077
					dm048	4320-01-000 Electricity-Vacant Units	79.59	90077
					dm048	4320-01-000 Electricity-Vacant Units	66.56	90077
					cr074	4320-01-000 Electricity-Vacant Units	63.38	90077
					cr074	4320-01-000 Electricity-Vacant Units	103.52	90077
					cr074	4320-01-000 Electricity-Vacant Units	79.25	90077
					cr074	4320-01-000 Electricity-Vacant Units	29.96	90077
					cr074	4320-01-000 Electricity-Vacant Units	119.02	90077
					cr074	4320-01-000 Electricity-Vacant Units	39.99	90077
					liph	4320-01-000 Electricity-Vacant Units	331.40	90077
					liph	4320-01-000 Electricity-Vacant Units	26.47	90077
					dm048	4320-01-000 Electricity-Vacant Units	80.59	90077
					dm048	4320-01-000 Electricity-Vacant Units	66.31	90077
					dm048	4320-01-000 Electricity-Vacant Units	102.23	90077
					dm048	4320-01-000 Electricity-Vacant Units	109.00	90077
					cr074	4320-01-000 Electricity-Vacant Units	85.11	90077
					cr074	4320-01-000 Electricity-Vacant Units	66.72	90077
					cr074	4320-01-000 Electricity-Vacant Units	114.35	90077
					062	4320-00-000 Electricity	183.73	90077
					062	4320-00-000 Electricity	856.32	90077
					062	4320-00-000 Electricity	359.24	90077
					cr074	4320-00-000 Electricity	36.56	90077
					cr074	4320-00-000 Electricity	41.52	90077
					cr074	4320-00-000 Electricity	90.80	90077
					cr074	4320-00-000 Electricity	46.48	90077
					cr074	4320-00-000 Electricity	51.43	90077
					cr074	4320-00-000 Electricity	115.18	90077
					cr074	4320-00-000 Electricity	162.38	90077
					cr074	4320-00-000 Electricity	50.61	90077
					cr074	4320-00-000 Electricity	48.13	90077
					cr074	4320-00-000 Electricity	56.40	90077
					cr074	4320-00-000 Electricity	67.14	90077
					cr074	4320-00-000 Electricity	84.49	90077
					cr074	4320-00-000 Electricity	98.75	90077
					cr074	4320-00-000 Electricity	621.59	90077
					liph	4320-00-000 Electricity	51.65	90077
					dm048	4320-00-000 Electricity	595.15	90077
					cr074	4320-00-000 Electricity	97.64	90077
					cr074	4320-00-000 Electricity	182.87	90077
					dm048	4320-00-000 Electricity	106.17	90077
					dm048	4320-00-000 Electricity	64.62	90077
					dm048	4320-00-000 Electricity	130.97	90077
					dm048	4320-00-000 Electricity	75.82	90077
					dm048	4320-00-000 Electricity	121.82	90077
					dm048	4320-00-000 Electricity	111.84	90077
					dm048	4320-00-000 Electricity	41.40	90077
					dm048	4320-00-000 Electricity	73.34	90077
K-31859	923	02/2024	2/2/2024	Comcast Corporation (vcomcastcorp)	orting	4190-13-000 Internet/Cable	1,242.50	90078
K-31860	923	02/2024	2/2/2024	Creative Financial Staffing LLC (vcreativefin)	070	4190-17-000 Temporary Administrative Labor	291.60	90079
					070	4190-17-000 Temporary Administrative Labor	2,144.48	90079
K-31861	923	02/2024	2/2/2024	Drain Pro Inc (vdrainpro)	liph	4430-11-000 Contract-Plumbing	307.50	90080
K-31862	923	02/2024	2/2/2024	Elmhurst Mutual Power & Light (velmhurst)	liph	4320-01-000 Electricity-Vacant Units	107.55	90081
					liph	4320-01-000 Electricity-Vacant Units	327.12	90081
K-31863	923	02/2024	2/2/2024	Glenbrook Apartments (vglenbrook)	hcv-ehv	4715-00-000 Housing Assistance Payments	64.00	90082
K-31864	923	02/2024	2/2/2024	Great Floors LLC (vgreatfloors)	liph	4430-08-000 Contract-Floor Covering	2,350.30	90083
K-31865	923	02/2024	2/2/2024	Housing Insurance Services Inc. (vhousingir)	070	1211-00-000 Prepaid Expenses and Other Assets	2,040.00	90084
K-31866	923	02/2024	2/2/2024	Maid 2 Clean, E.E. Marchan LLC (v0000313)	orting	4430-10-000 Contract-Janitorial/Cleaning	150.00	90085
					orting	4430-10-000 Contract-Janitorial/Cleaning	150.00	90085
K-31867	923	02/2024	2/2/2024	Pierce County Recycling Composting and Disposal	liph	4340-00-000 Garbage/Trash Removal	113.54	90086
					liph	4340-00-000 Garbage/Trash Removal	137.47	90086

Check Register

For Period = Feb 2024

Control	Batch	Period	Date	Person	Property	Account	Amount	Reference
K-31868	923	02/2024	2/2/2024	Pierce County Sheriffs Department (vpcalar)	dm048	4340-00-000 Garbage/Trash Removal	113.54	90086
K-31869	923	02/2024	2/2/2024	Puget Sound Energy (vpse)	br025	4430-18-000 Contract-Alarm Monitoring	24.00	90087
K-31870	923	02/2024	2/2/2024	Quick Print (vquickprint)	080	4320-00-000 Electricity	338.95	90088
K-31871	923	02/2024	2/2/2024	Rodda Paint (v0000281)	dm048	4190-22-000 Other Misc Admin Expenses	94.50	90089
K-31872	923	02/2024	2/2/2024	Safe Harbor Prop Mgmt (M.Pettie) (v00003; hcv-s8	orting	4420-07-000 Supplies-Maint/Repairs	673.18	90090
K-31873	923	02/2024	2/2/2024	Sentinel Pest Control (vsentinel)	lv078	4590-00-000 Other General Expense	55.00	90091
K-31874	923	02/2024	2/2/2024	HD -The Home Depot Pro (vhomepro)	cr074	4430-07-000 Contract-Pest Control	76.50	90092
					cr074	4420-07-000 Supplies-Maint/Repairs	-58.12	90093
					cr074	4420-07-000 Supplies-Maint/Repairs	50.84	90093
					lv078	4420-04-000 Supplies-Electrical	247.98	90093
					lv078	4420-04-000 Supplies-Electrical	812.09	90093
					liph	4420-02-000 Supplies-Appliance	679.00	90093
					liph	4420-07-000 Supplies-Maint/Repairs	186.24	90093
					liph	4420-07-000 Supplies-Maint/Repairs	10.72	90093
K-31875	923	02/2024	2/2/2024	US Bank Corporate Payment Systems (vusb	hcv-s8	4320-00-000 Electricity	123.88	90094
					liph	3120-07-100 Tenant Owed Water/Sewer/Garbage	143.63	90094
					070	4190-22-000 Other Misc Admin Expenses	3.19	90094
					liph	4230-01-000 Tenant Relocation-Rent/Security Deposit	49.90	90094
					liph	4230-01-000 Tenant Relocation-Rent/Security Deposit	55.00	90094
					liph	4230-01-000 Tenant Relocation-Rent/Security Deposit	45.00	90094
					070	4190-22-000 Other Misc Admin Expenses	173.32	90094
					080	4190-22-000 Other Misc Admin Expenses	95.94	90094
					080	4190-22-000 Other Misc Admin Expenses	74.73	90094
					cr074	4190-08-000 Postage	132.00	90094
					dm048	4190-08-000 Postage	66.00	90094
					br025	4190-08-000 Postage	66.00	90094
					o1024	4190-08-000 Postage	9.65	90094
					010	4190-09-000 Software Lisense Fees	42.94	90094
					010	4190-09-000 Software Lisense Fees	14.33	90094
					070	4190-09-000 Software Lisense Fees	478.68	90094
					070	4140-00-000 Staff Training	23.02	90094
					dm048	4140-00-000 Staff Training	64.96	90094
					040	4140-00-000 Staff Training	549.78	90094
					080	4150-00-000 Travel	56.75	90094
					080	4150-00-000 Travel	30.00	90094
					070	4150-00-000 Travel	-361.19	90094
					070	4150-00-000 Travel	30.00	90094
					070	4150-00-000 Travel	30.00	90094
					070	4150-00-000 Travel	20.98	90094
					070	4150-00-000 Travel	15.91	90094
					070	4150-00-000 Travel	529.88	90094
					080	4150-00-000 Travel	475.64	90094
					070	4150-00-000 Travel	-361.19	90094
					063	4411-00-000 Maintenance Uniforms	124.08	90094
					063	4411-00-000 Maintenance Uniforms	109.19	90094
					064	4413-00-000 Vehicle Gas, Oil, Grease	77.86	90094
					064	4413-00-000 Vehicle Gas, Oil, Grease	-39.99	90094
					liph	4413-00-000 Vehicle Gas, Oil, Grease	53.92	90094
					cr074	4190-04-000 Office Supplies	12.99	90094
					dm048	4190-04-000 Office Supplies	189.99	90094
					lv078	4190-04-000 Office Supplies	189.99	90094
					vs044	4190-04-000 Office Supplies	189.99	90094
					070	4190-04-000 Office Supplies	8.99	90094
					cr074	4190-04-000 Office Supplies	16.50	90094
					070	4190-04-000 Office Supplies	17.59	90094
					040	4190-04-000 Office Supplies	15.74	90094
					070	4190-04-000 Office Supplies	132.99	90094
					070	4190-04-000 Office Supplies	34.99	90094
					080	4190-04-000 Office Supplies	102.00	90094
					070	4190-04-000 Office Supplies	16.50	90094
					062	4190-04-000 Office Supplies	169.36	90094
					080	4190-04-000 Office Supplies	125.64	90094
					liph	4190-04-000 Office Supplies	19.73	90094
					liph18	4190-04-000 Office Supplies	22.05	90094
					070	4190-04-000 Office Supplies	16.50	90094
K-31883	925	02/2024	2/1/2024	AA Decon (v0000225)	liph	4430-16-000 Contract-Maintenance Consultants	950.00	8799
					liph	4430-16-000 Contract-Maintenance Consultants	950.00	8799

Check Register

For Period = Feb 2024

Control	Batch	Period	Date	Person	Property	Account	Amount	Reference
K-31884	925	02/2024	2/1/2024	ADP LLC (vadp)	liph	4430-16-000 Contract-Maintenance Consultants	950.00	8799
					070	4190-22-000 Other Misc Admin Expenses	1,734.87	8800
					070	4190-22-000 Other Misc Admin Expenses	199.10	8800
K-31885	925	02/2024	2/1/2024	Allstream (vallstream)	062	4190-07-000 Telephone	309.05	8801
					062	4190-07-000 Telephone	148.28	8801
					062	4190-07-000 Telephone	462.98	8801
K-31886	925	02/2024	2/1/2024	Angela Marie Del Grosso Thompson (vdelgrn	070	2117-01-000 A/P-Payroll Wages Payable	1,657.15	8802
K-31887	925	02/2024	2/1/2024	Brooklyn Masonry LLC (v0000161)	liph	4340-00-000 Garbage/Trash Removal	4,766.00	8803
K-31888	925	02/2024	2/1/2024	Green Effects Inc (vgreeneffect)	062	4430-09-000 Contract-Grounds	340.03	8804
					063	4430-09-000 Contract-Grounds	266.57	8804
					dm048	4430-09-000 Contract-Grounds	1,688.25	8804
					hv021	4430-09-000 Contract-Grounds	1,056.45	8804
					mg023	4430-09-000 Contract-Grounds	583.25	8804
					oi024	4430-09-000 Contract-Grounds	568.99	8804
					orting	4430-09-000 Contract-Grounds	427.77	8804
					vs044	4430-09-000 Contract-Grounds	540.13	8804
K-31889	925	02/2024	2/1/2024	HD Supply Facilities Maintenance LTD (vhds	dm048	4430-02-000 Contract-Appliance	684.10	8805
					br025	4420-02-000 Supplies-Appliance	212.80	8805
					dm048	4420-02-000 Supplies-Appliance	106.40	8805
					dm048	4420-06-000 Supplies-Janitorial/Cleaning	69.19	8805
					dm048	4420-04-000 Supplies-Electrical	53.34	8805
					br025	4420-04-000 Supplies-Electrical	85.66	8805
					br025	4420-04-000 Supplies-Electrical	45.70	8805
					lv078	4420-04-000 Supplies-Electrical	49.36	8805
					br025	4420-07-000 Supplies-Maint/Repairs	352.93	8805
					lv078	4420-07-000 Supplies-Maint/Repairs	39.72	8805
					lv078	4420-07-000 Supplies-Maint/Repairs	853.20	8805
					lv078	4420-07-000 Supplies-Maint/Repairs	601.35	8805
					dm048	4420-07-000 Supplies-Maint/Repairs	37.79	8805
					br025	4420-07-000 Supplies-Maint/Repairs	50.22	8805
					lv078	4420-07-000 Supplies-Maint/Repairs	905.12	8805
					dm048	4420-07-000 Supplies-Maint/Repairs	96.73	8805
					dm048	4420-08-000 Supplies-Plumbing	487.17	8805
					lv078	4420-08-000 Supplies-Plumbing	4.41	8805
					br025	4420-08-000 Supplies-Plumbing	86.40	8805
					br025	4420-08-000 Supplies-Plumbing	43.08	8805
					br025	4420-08-000 Supplies-Plumbing	98.76	8805
					br025	4420-08-000 Supplies-Plumbing	199.22	8805
					lv078	4420-08-000 Supplies-Plumbing	617.28	8805
K-31890	925	02/2024	2/1/2024	Kristina Hansen (vkristinahan)	070	4190-22-000 Other Misc Admin Expenses	27.84	8806
K-31891	925	02/2024	2/1/2024	Lakewood Hardware & Paint Inc (vlakewood	hv021	4190-22-000 Other Misc Admin Expenses	11.55	8807
					mg023	4190-22-000 Other Misc Admin Expenses	0.75	8807
					vs044	4190-22-000 Other Misc Admin Expenses	14.13	8807
					dm048	4190-22-000 Other Misc Admin Expenses	9.00	8807
					cr074	4190-22-000 Other Misc Admin Expenses	40.64	8807
					lv078	4190-22-000 Other Misc Admin Expenses	2.30	8807
					liph	4420-08-000 Supplies-Plumbing	8.88	8807
					oi024	4420-07-000 Supplies-Maint/Repairs	14.38	8807
					dm048	4420-07-000 Supplies-Maint/Repairs	289.40	8807
					lv078	4420-07-000 Supplies-Maint/Repairs	23.69	8807
					cr074	4420-07-000 Supplies-Maint/Repairs	35.52	8807
					liph	4420-07-000 Supplies-Maint/Repairs	10.34	8807
					cr074	4420-04-000 Supplies-Electrical	46.01	8807
					liph	4420-02-000 Supplies-Appliance	29.69	8807
					liph	4430-02-000 Contract-Appliance	1,378.00	8807
K-31892	925	02/2024	2/1/2024	Lighthouse Services, LLC (v0000320)	070	4190-22-000 Other Misc Admin Expenses	294.44	8808
K-31893	925	02/2024	2/1/2024	Murphy's Refinishing LLC (vmiraclemeth)	cr074	4430-16-000 Contract-Maintenance Consultants	625.00	8809
K-31894	925	02/2024	2/1/2024	New Life Flooring Inc (vnewlifefloo)	br025	4430-08-000 Contract-Floor Covering	2,507.50	8810
					br025	4430-08-000 Contract-Floor Covering	3,710.40	8810
K-31895	925	02/2024	2/1/2024	Office & Prof Employees Int'l UnionLoc#8 (v	070	2117-12-000 A/P Union Dues	930.73	8811
K-31896	925	02/2024	2/1/2024	Reliable Parts Inc. (vreliablepar)	lv078	4420-04-000 Supplies-Electrical	118.88	8812
					dm048	4420-02-000 Supplies-Appliance	4.02	8812
K-31897	925	02/2024	2/1/2024	Secoma Fence Inc (vsecomafence)	cr074	4430-16-000 Contract-Maintenance Consultants	9,650.00	8813
K-31898	925	02/2024	2/1/2024	Serendipity Cleaning Services (vserendipity)	cr074	4430-10-000 Contract-Janitorial/Cleaning	430.00	8814
					oi024	4430-10-000 Contract-Janitorial/Cleaning	80.00	8814
					vs044	4430-10-000 Contract-Janitorial/Cleaning	80.00	8814
					mg023	4430-10-000 Contract-Janitorial/Cleaning	80.00	8814

Check Register

For Period = Feb 2024

Control	Batch	Period	Date	Person	Property	Account	Amount	Reference
					hv021	4430-10-000 Contract-Janitorial/Cleaning	80.00	8814
					br025	4430-10-000 Contract-Janitorial/Cleaning	160.00	8814
					dm048	4430-10-000 Contract-Janitorial/Cleaning	180.00	8814
K-31899	925	02/2024	2/1/2024	Spencer (v0000319)	liph	4230-01-000 Tenant Relocation-Rent/Security Deposit	7,350.00	8815
K-31900	925	02/2024	2/1/2024	Staples Business Advantage (vstaples)	070	4190-04-000 Office Supplies	35.77	8816
					070	4190-04-000 Office Supplies	35.65	8816
K-31901	925	02/2024	2/1/2024	Triple Gem Carpet Cleaning LLC (vtriplegem)	lv078	4430-04-000 Contract-Carpet Cleaning	6,817.50	8817
K-31902		02/2024	2/2/2024	Team Car Care, LLC dba Jiffy Lube (vjiffylub)	063	4430-14-000 Contract-Vehicle Maintenance	-101.63	89543
K-31906	929	02/2024	2/8/2024	The Lodge at Madrona (v0000332)	hcv-ehv	4590-00-000 Other General Expense	55.00	90095
K-31907	929	02/2024	2/8/2024	A-Advanced Septic Services (v0000179)	liph	4430-11-000 Contract-Plumbing	4,890.85	90096
K-31908	929	02/2024	2/8/2024	All Seasons Pest Control (valseaso)	liph	4430-07-000 Contract-Pest Control	90.00	90097
					062	4430-07-000 Contract-Pest Control	135.00	90097
					063	4430-07-000 Contract-Pest Control	245.00	90097
K-31909	929	02/2024	2/8/2024	AMH (v0000024)	liph	4230-01-000 Tenant Relocation-Rent/Security Deposit	5,168.45	90098
K-31910	929	02/2024	2/8/2024	Assoc of Washington Housing Authority (vas)	040	4190-01-000 Membership and Fees	4,500.00	90099
K-31911	929	02/2024	2/8/2024	Centurylink (vcenturyl)	063	4190-07-000 Telephone	172.38	90100
					060	4190-07-000 Telephone	89.64	90100
					061	4190-07-000 Telephone	172.38	90100
K-31912	929	02/2024	2/8/2024	City of Orting (vcityofortin)	orting	4390-00-000 Sewer	1,889.00	90101
					orting	4310-00-000 Water	195.64	90101
K-31913	929	02/2024	2/8/2024	City of Tacoma (vcityoftacom)	liph	4310-00-000 Water	34.72	90102
					cr074	4320-01-000 Electricity-Vacant Units	14.23	90102
					liph	4320-01-000 Electricity-Vacant Units	213.03	90102
K-31914	929	02/2024	2/8/2024	Clemmens (b0003153)	liph	4230-02-000 Tenant Relocation-Moving Expenses	54.49	90103
K-31915	929	02/2024	2/8/2024	Corporate Trans Serv Inc (vlanguage)	062	4190-22-000 Other Misc Admin Expenses	7.70	90104
K-31916	929	02/2024	2/8/2024	DM Disposal Co Inc (vdmdispo)	hv021	4340-00-000 Garbage/Trash Removal	225.00	90105
					cr074	4340-00-000 Garbage/Trash Removal	104.94	90105
K-31917	929	02/2024	2/8/2024	Elmhurst Mutual Power & Light (velmhurst)	hv021	4320-01-000 Electricity-Vacant Units	72.19	90106
					liph	4320-01-000 Electricity-Vacant Units	171.61	90106
					hv021	4320-01-000 Electricity-Vacant Units	205.16	90106
					hv021	4320-01-000 Electricity-Vacant Units	141.34	90106
					hv021	4320-01-000 Electricity-Vacant Units	72.43	90106
					hv021	4320-01-000 Electricity-Vacant Units	25.02	90106
					hv021	4320-01-000 Electricity-Vacant Units	50.57	90106
					hv021	4320-00-000 Electricity	91.69	90106
K-31918	929	02/2024	2/8/2024	Guardian Operations LLC (v0000296)	liph	4430-03-000 Contract-Building Repairs	2,483.70	90107
K-31919	929	02/2024	2/8/2024	Harold Lemay Enterprises (vlakewoodref)	vs044	4340-00-000 Garbage/Trash Removal	1,309.06	90108
					ol024	4340-00-000 Garbage/Trash Removal	863.42	90108
					mg023	4340-00-000 Garbage/Trash Removal	655.71	90108
K-31920	929	02/2024	2/8/2024	Juan Hernandez (v0000333)	070	2117-01-000 A/P-Payroll Wages Payable	1,008.96	90109
K-31921	929	02/2024	2/8/2024	Just Junk It LLC (vjustjunkit)	lv078	4340-00-000 Garbage/Trash Removal	585.34	90110
K-31922	929	02/2024	2/8/2024	Lakeview Light & Power Co. (vlakeviewlig)	lv078	4320-00-000 Electricity	25.70	90111
K-31923	929	02/2024	2/8/2024	LeMay Mobile Shredding (vlemaymob)	061	4340-00-000 Garbage/Trash Removal	39.60	90112
K-31924	929	02/2024	2/8/2024	Les Schwab #305 Store (v0000293)	063	4430-14-000 Contract-Vehicle Maintenance	99.96	90113
K-31925	929	02/2024	2/8/2024	Lowe's Companies, Inc. (vlowes)	lv078	4420-08-000 Supplies-Plumbing	26.46	90114
					lv078	4420-07-000 Supplies-Maint/Repairs	104.73	90114
					lv078	4420-07-000 Supplies-Maint/Repairs	45.62	90114
					lv078	4420-07-000 Supplies-Maint/Repairs	165.79	90114
					lv078	4420-07-000 Supplies-Maint/Repairs	76.44	90114
K-31926	929	02/2024	2/8/2024	Olympic Moving & Storage (v0000326)	liph	4230-02-000 Tenant Relocation-Moving Expenses	3,535.22	90115
					liph	4230-02-000 Tenant Relocation-Moving Expenses	1,340.18	90115
					liph	4230-02-000 Tenant Relocation-Moving Expenses	2,601.62	90115
K-31927	929	02/2024	2/8/2024	Parkland Light & Water Company (vparkland)	hv021	4310-00-000 Water	1,160.85	90116
					liph	4310-00-000 Water	57.43	90116
K-31928	929	02/2024	2/8/2024	PC Sewer (vpcsewer)	liph	4390-00-000 Sewer	62.80	90117
					liph	4390-00-000 Sewer	62.80	90117
					liph	4390-00-000 Sewer	62.80	90117
					liph	4390-00-000 Sewer	62.80	90117
					liph	4390-00-000 Sewer	62.80	90117
					liph	4390-00-000 Sewer	62.80	90117
					liph	4390-00-000 Sewer	62.80	90117
					062	4390-00-000 Sewer	55.41	90117
					lv078	4390-00-000 Sewer	148.13	90117
					liph	4390-00-000 Sewer	62.80	90117
					lv078	4390-00-000 Sewer	8,252.24	90117
					liph	4390-00-000 Sewer	62.80	90117
					liph	4390-00-000 Sewer	62.80	90117

Check Register

For Period = Feb 2024

Control	Batch	Period	Date	Person	Property	Account	Amount	Reference
					vs044	4390-00-000 Sewer	2,366.46	90117
					liph	4390-00-000 Sewer	62.80	90117
					liph	4390-00-000 Sewer	62.80	90117
					liph	4390-00-000 Sewer	62.80	90117
					liph	4390-00-000 Sewer	62.80	90117
					062	4390-00-000 Sewer	51.31	90117
					dm048	4390-00-000 Sewer	55.41	90117
					dm048	4390-00-000 Sewer	5,046.40	90117
					liph	4390-00-000 Sewer	62.80	90117
					liph	4390-00-000 Sewer	62.80	90117
					liph	4390-00-000 Sewer	62.80	90117
					liph	4390-00-000 Sewer	62.80	90117
					mg023	4390-00-000 Sewer	970.85	90117
					liph	4390-00-000 Sewer	62.80	90117
					liph	4390-00-000 Sewer	69.46	90117
					061	4390-00-000 Sewer	28.57	90117
					ol024	4390-00-000 Sewer	1,577.64	90117
					br025	4390-00-000 Sewer	4,186.79	90117
					060	4390-00-000 Sewer	62.80	90117
					liph	4390-00-000 Sewer	62.80	90117
					hv021	4390-00-000 Sewer	1,645.56	90117
					062	4390-00-000 Sewer	24.02	90117
					liph	4390-00-000 Sewer	62.80	90117
					063	4390-00-000 Sewer	24.02	90117
					liph	4390-00-000 Sewer	62.80	90117
K-31929	929	02/2024	2/8/2024	Pierce County Recycling Composting and Di	liph	4340-00-000 Garbage/Trash Removal	188.03	90118
					liph	4340-00-000 Garbage/Trash Removal	99.34	90118
K-31930	929	02/2024	2/8/2024	Pierce County Refuse (vpcrefus)	061	4340-00-000 Garbage/Trash Removal	30.99	90119
					hv021	4340-00-000 Garbage/Trash Removal	931.51	90119
					dm048	4340-00-000 Garbage/Trash Removal	2,842.98	90119
					062	4340-00-000 Garbage/Trash Removal	199.18	90119
					063	4340-00-000 Garbage/Trash Removal	300.00	90119
					063	4190-22-000 Other Misc Admin Expenses	2.16	90119
K-31931	929	02/2024	2/8/2024	Puget Sound Energy (vpse)	br025	4320-01-000 Electricity-Vacant Units	26.93	90120
					br025	4320-01-000 Electricity-Vacant Units	97.47	90120
					br025	4320-01-000 Electricity-Vacant Units	209.38	90120
					br025	4320-00-000 Electricity	433.24	90120
					br025	4320-00-000 Electricity	117.40	90120
					br025	4320-00-000 Electricity	190.31	90120
					br025	4320-00-000 Electricity	61.20	90120
					br025	4320-00-000 Electricity	328.62	90120
					br025	4320-00-000 Electricity	24.87	90120
					br025	4320-00-000 Electricity	836.98	90120
					br025	4320-01-000 Electricity-Vacant Units	110.59	90120
					br025	4320-01-000 Electricity-Vacant Units	76.57	90120
					br025	4320-01-000 Electricity-Vacant Units	64.02	90120
					br025	4320-01-000 Electricity-Vacant Units	133.55	90120
					br025	4320-01-000 Electricity-Vacant Units	151.08	90120
K-31932	929	02/2024	2/8/2024	Quick Print (vquickprint)	080	4190-22-000 Other Misc Admin Expenses	58.00	90121
K-31933	929	02/2024	2/8/2024	Rodda Paint (v0000281)	dm048	4420-07-000 Supplies-Maint/Repairs	1,096.83	90122
K-31934	929	02/2024	2/8/2024	Roto-Rooter Serivces Company (rotorooters	cr074	4430-11-000 Contract-Plumbing	540.38	90123
K-31935	929	02/2024	2/8/2024	Spanaway Water Company (vspanawaywat)	liph	4310-00-000 Water	142.48	90124
K-31936	929	02/2024	2/8/2024	HD -The Home Depot Pro (vhomepro)	liph	4420-08-000 Supplies-Plumbing	8.77	90125
					hv021	4420-08-000 Supplies-Plumbing	17.96	90125
					liph	4430-11-000 Contract-Plumbing	733.04	90125
					liph	4420-07-000 Supplies-Maint/Repairs	-20.30	90125
					liph	4420-07-000 Supplies-Maint/Repairs	35.07	90125
					cr074	4420-07-000 Supplies-Maint/Repairs	33.31	90125
					liph	4420-07-000 Supplies-Maint/Repairs	2.00	90125
					dm048	4420-07-000 Supplies-Maint/Repairs	46.91	90125
K-31937	929	02/2024	2/8/2024	Thurston Public Utility District (thursto1)	liph	4310-00-000 Water	59.87	90126
					liph	4310-00-000 Water	22.24	90126
K-31938	929	02/2024	2/8/2024	Velikiy (b0003154)	liph	2114-02-000 Security Deposit Clearing Account	2,300.00	90127
K-31939	929	02/2024	2/8/2024	Vonage Business Solutions Inc (vvonagebus	010	4190-07-000 Telephone	111.61	90128
					040	4190-07-000 Telephone	55.81	90128
					060	4190-07-000 Telephone	167.42	90128
					064	4190-07-000 Telephone	55.81	90128

Check Register

For Period = Feb 2024

Control	Batch	Period	Date	Person	Property	Account	Amount	Reference
					070	4190-07-000 Telephone	223.23	90128
					080	4190-07-000 Telephone	55.81	90128
					hcv-s8	4190-07-000 Telephone	446.46	90128
					fss	4190-07-000 Telephone	55.81	90128
					hcv-ehv	4190-07-000 Telephone	55.81	90128
					liph	4190-07-000 Telephone	223.21	90128
K-31940	929	02/2024	2/8/2024	Washington State Health Care Authority (vw	063	4410-06-000 Maintenance Staff Medical Insurance	3,873.17	90129
					064	4410-06-000 Maintenance Staff Medical Insurance	1,029.37	90129
					br025	4410-06-000 Maintenance Staff Medical Insurance	1,035.99	90129
					cr074	4410-06-000 Maintenance Staff Medical Insurance	5,296.12	90129
					dm048	4410-06-000 Maintenance Staff Medical Insurance	1,019.34	90129
					lv078	4410-06-000 Maintenance Staff Medical Insurance	5,364.49	90129
					010	4110-06-000 Administrative Staff Medical Insurance	3,013.06	90129
					040	4110-06-000 Administrative Staff Medical Insurance	10,831.70	90129
					070	4110-06-000 Administrative Staff Medical Insurance	10,295.12	90129
					080	4110-06-000 Administrative Staff Medical Insurance	1,042.32	90129
					cr074	4110-06-000 Administrative Staff Medical Insurance	3,879.28	90129
					dm048	4110-06-000 Administrative Staff Medical Insurance	2,439.05	90129
					hcv-ehv	4110-06-000 Administrative Staff Medical Insurance	1,017.40	90129
					liph	4110-06-000 Administrative Staff Medical Insurance	201.08	90129
					liph18	4110-06-000 Administrative Staff Medical Insurance	2,485.27	90129
					hcv-s8	4110-06-000 Administrative Staff Medical Insurance	20,355.83	90129
					fss	4210-06-000 Tenant Services Medical Insurance	1,645.65	90129
K-31941	929	02/2024	2/8/2024	Washington State Patrol (vwsp)	hcv-s8	4130-03-000 Tenant Screening	495.00	90130
					liph	4130-03-000 Tenant Screening	209.00	90130
K-31942	929	02/2024	2/8/2024	Wise Consulting Services (vwiseconsult)	hcv-s8	4430-23-000 Contract-Consultants	968.75	90131
					040	4430-23-000 Contract-Consultants	187.50	90131
					070	4430-23-000 Contract-Consultants	468.75	90131
K-31943	930	02/2024	2/8/2024	AA Decon (v0000225)	liph	4430-16-000 Contract-Maintenance Consultants	995.00	8818
					liph	4430-16-000 Contract-Maintenance Consultants	1,055.00	8818
					liph	4430-16-000 Contract-Maintenance Consultants	1,010.00	8818
					liph	4430-16-000 Contract-Maintenance Consultants	875.00	8818
K-31944	930	02/2024	2/8/2024	AAA Fire Protection Inc (vaafireprot)	cr074	4430-18-000 Contract-Alarm Monitoring	465.00	8819
K-31945	930	02/2024	2/8/2024	Allstream (vallstream)	dm048	4190-07-000 Telephone	33.22	8820
					dm048	4190-07-000 Telephone	307.90	8820
					dm048	4190-07-000 Telephone	307.90	8820
					dm048	4190-07-000 Telephone	219.72	8820
					dm048	4190-07-000 Telephone	307.90	8820
					dm048	4190-07-000 Telephone	307.90	8820
					dm048	4190-07-000 Telephone	307.90	8820
K-31946	930	02/2024	2/8/2024	APL Cleaning Service LLC (vapclean)	062	4430-10-000 Contract-Janitorial/Cleaning	4,298.00	8821
K-31947	930	02/2024	2/8/2024	Budget Key Service Inc (vbudgetkeyse)	dm048	4190-22-000 Other Misc Admin Expenses	405.00	8822
K-31948	930	02/2024	2/8/2024	Cintas Fire 636525 (vcintasfire)	060	4190-22-000 Other Misc Admin Expenses	47.09	8823
K-31949	930	02/2024	2/8/2024	HD Supply Facilities Maintenance LTD (vhds	br025	4420-08-000 Supplies-Plumbing	83.16	8824
					vs044	4420-08-000 Supplies-Plumbing	327.42	8824
					vs044	4420-02-000 Supplies-Appliance	106.40	8824
					br025	4420-02-000 Supplies-Appliance	212.80	8824
					br025	4420-04-000 Supplies-Electrical	250.89	8824
					br025	4420-04-000 Supplies-Electrical	55.89	8824
					vs044	4420-04-000 Supplies-Electrical	275.33	8824
					vs044	4420-07-000 Supplies-Maint/Repairs	41.54	8824
					vs044	4420-07-000 Supplies-Maint/Repairs	-87.92	8824
					lv078	4420-07-000 Supplies-Maint/Repairs	41.43	8824
					vs044	4420-07-000 Supplies-Maint/Repairs	162.52	8824
					vs044	4420-07-000 Supplies-Maint/Repairs	-17.77	8824
					lv078	4420-07-000 Supplies-Maint/Repairs	-3.40	8824
					cr074	4420-07-000 Supplies-Maint/Repairs	-19.05	8824
					lv078	4420-07-000 Supplies-Maint/Repairs	-5.33	8824
					cr074	4420-07-000 Supplies-Maint/Repairs	-3.10	8824
					dm048	4420-07-000 Supplies-Maint/Repairs	-10.20	8824
					br025	4420-07-000 Supplies-Maint/Repairs	221.52	8824
					br025	4420-07-000 Supplies-Maint/Repairs	171.35	8824
					lv078	4420-07-000 Supplies-Maint/Repairs	-4.57	8824
					lv078	4420-07-000 Supplies-Maint/Repairs	-3.72	8824
					lv078	4420-07-000 Supplies-Maint/Repairs	-12.96	8824
					cr074	4420-07-000 Supplies-Maint/Repairs	-19.08	8824
					cr074	4420-07-000 Supplies-Maint/Repairs	-19.38	8824

Check Register

For Period = Feb 2024

Control	Batch	Period	Date	Person	Property	Account	Amount	Reference
					br025	4430-12-000 Contract-Window Covering	62.46	8824
					br025	4430-12-000 Contract-Window Covering	225.26	8824
					br025	4430-12-000 Contract-Window Covering	60.22	8824
K-31950	930	02/2024	2/8/2024	Lakewood Hardware & Paint Inc (vlakewood	mg023	4420-07-000 Supplies-Maint/Repairs	164.91	8825
					mg023	4420-07-000 Supplies-Maint/Repairs	18.25	8825
					cr074	4430-02-000 Contract-Appliance	629.00	8825
					lv078	4430-02-000 Contract-Appliance	629.00	8825
					lv078	4430-02-000 Contract-Appliance	629.00	8825
					lv078	4430-02-000 Contract-Appliance	389.99	8825
					lv078	4430-02-000 Contract-Appliance	599.99	8825
K-31951	930	02/2024	2/8/2024	MB Squared Inc (vwestsoundwo	hcv-s8	4190-17-000 Temporary Administrative Labor	1,054.00	8826
					040	4190-17-000 Temporary Administrative Labor	1,218.40	8826
					hcv-s8	4190-17-000 Temporary Administrative Labor	1,422.72	8826
					040	4190-17-000 Temporary Administrative Labor	2,529.28	8826
K-31952	930	02/2024	2/8/2024	New Life Flooring Inc (vnewlifeflo)	ol024	4430-08-000 Contract-Floor Covering	2,726.08	8827
					lv078	4430-08-000 Contract-Floor Covering	850.00	8827
					cr074	4430-08-000 Contract-Floor Covering	1,150.00	8827
K-31953	930	02/2024	2/8/2024	Office & Prof Employees Int'l UnionLoc#8 (v	070	2117-12-000 A/P Union Dues	956.01	8828
K-31954	930	02/2024	2/8/2024	Pitney Bowes USPS/Acct 34498188 (vpost-p	hcv-s8	4190-08-000 Postage	3,500.00	8829
K-31955	930	02/2024	2/8/2024	Reliable Parts Inc. (vreliablepar)	mg023	4420-02-000 Supplies-Appliance	9.26	8830
					lv078	4420-02-000 Supplies-Appliance	18.70	8830
					lv078	4420-02-000 Supplies-Appliance	50.06	8830
K-31956	930	02/2024	2/8/2024	Serendipity Cleaning Services (vserendipity)	lv078	4430-10-000 Contract-Janitorial/Cleaning	250.00	8831
					dm048	4430-10-000 Contract-Janitorial/Cleaning	250.00	8831
					ol024	4430-10-000 Contract-Janitorial/Cleaning	80.00	8831
					mg023	4430-10-000 Contract-Janitorial/Cleaning	80.00	8831
					vs044	4430-10-000 Contract-Janitorial/Cleaning	80.00	8831
					hv021	4430-10-000 Contract-Janitorial/Cleaning	80.00	8831
					br025	4430-10-000 Contract-Janitorial/Cleaning	280.00	8831
K-31957	930	02/2024	2/8/2024	Shenitha Marie Fallon (v0000244)	070	2117-01-000 A/P-Payroll Wages Payable	180.20	8832
K-31958	930	02/2024	2/8/2024	Staples Business Advantage (vstaples)	040	4190-04-000 Office Supplies	79.08	8833
					070	4190-04-000 Office Supplies	45.14	8833
					070	4190-04-000 Office Supplies	110.50	8833
					080	4190-04-000 Office Supplies	102.61	8833
					080	4190-04-000 Office Supplies	18.79	8833
					080	4190-11-000 Printer Supplies	169.99	8833
					080	4190-11-000 Printer Supplies	34.09	8833
					080	4190-22-000 Other Misc Admin Expenses	13.83	8833
K-31959	930	02/2024	2/8/2024	Yardi Systems Inc (vyardisystem)	070	4190-22-000 Other Misc Admin Expenses	895.00	8834
K-31960		02/2024	2/8/2024	Elmhurst Mutual Power & Light (velmhurst)	hv021	4320-00-000 Electricity	-36.12	90046
K-31961	931	02/2024	1/23/2024	Dept of Retirement Sys-PERS (vdeptofret)	070	2117-05-000 A/P PERS 1, 2, and 3	3,893.15	19
K-31963	933	02/2024	2/2/2024	Dept of Retirement Sys-PERS (vdeptofret)	070	2117-05-000 A/P PERS 1, 2, and 3	5,086.38	21
K-31971		02/2024	2/13/2024	City of Fife (vcityoffife)	cr074	4390-00-000 Sewer	-50,781.06	90028
					cr074	4390-00-000 Sewer	-2,251.66	90028
					cr074	4310-00-000 Water	-22,571.95	90028
K-31992	944	02/2024	2/16/2024	AFLAC Incorporated (vafiac)	070	2117-03-000 A/P-Misc. Payroll Withholdings	477.52	90132
K-31993	944	02/2024	2/16/2024	American Reporting Company (vamericanre	fss	4130-03-000 Tenant Screening	324.70	90133
K-31994	944	02/2024	2/16/2024	City of Fife (vcityoffife)	cr074	4390-00-000 Sewer	50,781.06	90134
					cr074	4390-00-000 Sewer	2,251.66	90134
					cr074	4310-00-000 Water	22,571.95	90134
K-31995	944	02/2024	2/16/2024	City of Tacoma (vcityoftacom)	br025	4340-00-000 Garbage/Trash Removal	80.00	90135
					cr074	4340-00-000 Garbage/Trash Removal	131.00	90135
					liph	4320-01-000 Electricity-Vacant Units	37.53	90135
K-31996	944	02/2024	2/16/2024	Comcast Corporation (vcomcastcorp)	lv078	4190-07-000 Telephone	233.53	90136
K-31997	944	02/2024	2/16/2024	Copiers Northwest, Inc. (vcopiers)	070	4190-04-000 Office Supplies	45.45	90137
K-31998	944	02/2024	2/16/2024	Elmhurst Mutual Power & Light (velmhurst)	liph	4320-01-000 Electricity-Vacant Units	158.99	90138
K-31999	944	02/2024	2/16/2024	Freeman (t0005212)	orting	2114-00-000 Tenant Security Deposits	300.00	90139
K-32000	944	02/2024	2/16/2024	FrugalBrothers Software, Inc. (v0000334)	070	4190-22-000 Other Misc Admin Expenses	2,123.75	90140
K-32001	944	02/2024	2/16/2024	G&L Bark Supply Inc (vglbarksuppl)	062	4430-09-000 Contract-Grounds	276.00	90141
K-32002	944	02/2024	2/16/2024	Guardian Operations LLC (v0000296)	liph	4430-03-000 Contract-Building Repairs	12,919.81	90142
K-32003	944	02/2024	2/16/2024	Integrity Pool & Spa (integrit)	br025	4430-16-000 Contract-Maintenance Consultants	890.00	90143
K-32004	944	02/2024	2/16/2024	Just Junk It LLC (vjustjunkit)	dm048	4340-00-000 Garbage/Trash Removal	589.48	90144
K-32005	944	02/2024	2/16/2024	Lowe's Companies, Inc. (vlowes)	ol024	4420-07-000 Supplies-Maint/Repairs	22.56	90145
K-32006	944	02/2024	2/16/2024	NAHRO Inc (vnahro)	003	4140-00-000 Staff Training	945.00	90146
					003	4140-00-000 Staff Training	945.00	90146
					003	4140-00-000 Staff Training	945.00	90146
					010	4140-00-000 Staff Training	595.00	90146

Check Register

For Period = Feb 2024

Control	Batch	Period	Date	Person	Property	Account	Amount	Reference
K-32007	944	02/2024	2/16/2024	Northwest Tree Experts (v0000201)	dm048	4430-09-000 Contract-Grounds	5,200.00	90147
K-32008	944	02/2024	2/16/2024	Pierce County Recycling Composting and Di	liph	4340-00-000 Garbage/Trash Removal	49.73	90148
					liph	4190-22-000 Other Misc Admin Expenses	5.62	90148
K-32009	944	02/2024	2/16/2024	Puget Sound Energy (vpse)	br025	4320-00-000 Electricity	63.00	90149
					liph	4320-01-000 Electricity-Vacant Units	326.66	90149
					liph	4320-01-000 Electricity-Vacant Units	268.15	90149
					liph	4320-01-000 Electricity-Vacant Units	210.69	90149
					liph	4320-01-000 Electricity-Vacant Units	291.41	90149
					liph	4320-01-000 Electricity-Vacant Units	37.48	90149
					liph	4320-01-000 Electricity-Vacant Units	366.72	90149
					liph	4320-01-000 Electricity-Vacant Units	19.46	90149
					liph	4320-01-000 Electricity-Vacant Units	298.47	90149
					liph	4320-01-000 Electricity-Vacant Units	11.41	90149
					liph	4320-01-000 Electricity-Vacant Units	277.95	90149
					liph	4320-01-000 Electricity-Vacant Units	273.28	90149
					liph	4320-01-000 Electricity-Vacant Units	360.21	90149
					liph	4320-01-000 Electricity-Vacant Units	248.51	90149
					liph	4320-01-000 Electricity-Vacant Units	164.04	90149
					liph	4320-01-000 Electricity-Vacant Units	297.91	90149
					liph	4320-01-000 Electricity-Vacant Units	160.60	90149
					liph	4320-01-000 Electricity-Vacant Units	177.61	90149
					liph	4320-01-000 Electricity-Vacant Units	41.08	90149
					liph	4320-01-000 Electricity-Vacant Units	199.81	90149
					liph	4320-01-000 Electricity-Vacant Units	359.51	90149
					liph	4320-01-000 Electricity-Vacant Units	245.40	90149
					liph	4320-01-000 Electricity-Vacant Units	179.61	90149
					liph	4320-01-000 Electricity-Vacant Units	460.99	90149
					liph	4320-01-000 Electricity-Vacant Units	23.00	90149
K-32010	944	02/2024	2/16/2024	River Trails Apartments (v0000318)	hcv-s8	4230-01-000 Tenant Relocation-Rent/Security Deposit	500.00	90150
K-32011	944	02/2024	2/16/2024	Spanaway Water Company (vsplanawaywat)	liph	4310-00-000 Water	42.91	90151
					liph	4310-00-000 Water	13.95	90151
					liph	4310-00-000 Water	8.70	90151
					liph	4310-00-000 Water	56.71	90151
					liph	4310-00-000 Water	27.36	90151
					liph	4310-00-000 Water	36.75	90151
					liph	4310-00-000 Water	3.78	90151
					liph	4310-00-000 Water	93.99	90151
					liph	4310-00-000 Water	-0.28	90151
K-32012	944	02/2024	2/16/2024	Summit Water & Supply Co. (vsummitwater	dm048	4310-00-000 Water	807.76	90152
					dm048	4310-00-000 Water	754.40	90152
					dm048	4310-00-000 Water	603.52	90152
					dm048	4310-00-000 Water	59.00	90152
					dm048	4310-00-000 Water	65.47	90152
					dm048	4310-00-000 Water	744.80	90152
					dm048	4310-00-000 Water	608.32	90152
K-32013	944	02/2024	2/16/2024	HD -The Home Depot Pro (vhomepro)	br025	4420-07-000 Supplies-Maint/Repairs	545.11	90153
					hv021	4420-07-000 Supplies-Maint/Repairs	298.29	90153
					br025	4420-07-000 Supplies-Maint/Repairs	64.69	90153
					oI024	4420-07-000 Supplies-Maint/Repairs	425.83	90153
K-32014	945	02/2024	2/16/2024	AAA Fire Protection Inc (vaaafireprot)	dm048	4430-19-000 Contract-Sprinkler Monitoring	380.00	8835
K-32015	945	02/2024	2/16/2024	ADP LLC (vadp)	070	4190-22-000 Other Misc Admin Expenses	437.85	8836
K-32016	945	02/2024	2/16/2024	Carahsoft Technology Corporation (vcarahs)	liph	4130-03-000 Tenant Screening	627.44	8837
					hcv-s8	4130-03-000 Tenant Screening	2,024.22	8837
					liph	4130-03-000 Tenant Screening	7.49	8837
					hcv-s8	4130-03-000 Tenant Screening	7.50	8837
K-32017	945	02/2024	2/16/2024	Cathers (t0005966)	liph	2114-02-000 Security Deposit Clearing Account	1,877.93	8838
K-32018	945	02/2024	2/16/2024	Dell Financial Services LLC (dellfin)	070	4190-22-000 Other Misc Admin Expenses	7,483.00	8839
K-32019	945	02/2024	2/16/2024	HD Supply Facilities Maintenance LTD (vhds	cr074	4190-22-000 Other Misc Admin Expenses	5,544.40	8840
					lv078	4430-06-000 Contract-Electrical	251.90	8840
					cr074	4430-06-000 Contract-Electrical	447.56	8840
					lv078	4430-06-000 Contract-Electrical	464.50	8840
					lv078	4430-12-000 Contract-Window Covering	350.76	8840
					lv078	4430-12-000 Contract-Window Covering	191.00	8840
					br025	4420-02-000 Supplies-Appliance	608.62	8840
					br025	4420-06-000 Supplies-Janitorial/Cleaning	47.22	8840
					cr074	4420-06-000 Supplies-Janitorial/Cleaning	185.51	8840
					cr074	4420-06-000 Supplies-Janitorial/Cleaning	85.06	8840

Check Register

For Period = Feb 2024

Control	Batch	Period	Date	Person	Property	Account	Amount	Reference
					lv078	4420-08-000 Supplies-Plumbing	134.30	8840
					cr074	4420-08-000 Supplies-Plumbing	853.14	8840
					lv078	4420-08-000 Supplies-Plumbing	708.89	8840
					br025	4420-08-000 Supplies-Plumbing	1,280.52	8840
					lv078	4420-08-000 Supplies-Plumbing	46.18	8840
					hv021	4420-08-000 Supplies-Plumbing	4.17	8840
					cr074	4420-08-000 Supplies-Plumbing	94.63	8840
					hv021	4420-08-000 Supplies-Plumbing	87.48	8840
					br025	4420-07-000 Supplies-Maint/Repairs	79.44	8840
					cr074	4420-07-000 Supplies-Maint/Repairs	417.60	8840
					lv078	4420-07-000 Supplies-Maint/Repairs	134.20	8840
					lv078	4420-04-000 Supplies-Electrical	282.59	8840
					br025	4420-04-000 Supplies-Electrical	380.84	8840
					cr074	4420-04-000 Supplies-Electrical	84.96	8840
					hv021	4420-04-000 Supplies-Electrical	45.10	8840
					mg023	4420-04-000 Supplies-Electrical	290.09	8840
					hv021	4420-04-000 Supplies-Electrical	236.44	8840
K-32020	945	02/2024	2/16/2024	Jani-King of Western Washington (vjaniking)	dm048	4430-10-000 Contract-Janitorial/Cleaning	1,201.00	8841
					dm048	4430-10-000 Contract-Janitorial/Cleaning	1,261.00	8841
K-32021	945	02/2024	2/16/2024	Lakewood Hardware & Paint Inc (vlakewood)	lv078	4420-07-000 Supplies-Maint/Repairs	36.66	8842
					lv078	4420-07-000 Supplies-Maint/Repairs	1,314.61	8842
					cr074	4430-02-000 Contract-Appliance	629.00	8842
					cr074	4430-02-000 Contract-Appliance	749.00	8842
					cr074	4430-02-000 Contract-Appliance	749.00	8842
					cr074	4430-02-000 Contract-Appliance	629.00	8842
					cr074	4430-02-000 Contract-Appliance	629.00	8842
K-32022	945	02/2024	2/16/2024	MRI Software LLC (vmrisoft)	hcv-s8	4130-03-000 Tenant Screening	75.00	8843
					br025	4130-03-000 Tenant Screening	42.20	8843
					cr074	4130-03-000 Tenant Screening	147.70	8843
					040	4130-03-000 Tenant Screening	15.00	8843
					lv078	4130-03-000 Tenant Screening	21.10	8843
K-32023	945	02/2024	2/16/2024	Murphy's Refinishing LLC (vmiraclemeth)	lv078	4430-16-000 Contract-Maintenance Consultants	475.00	8844
					lv078	4430-16-000 Contract-Maintenance Consultants	475.00	8844
					lv078	4430-16-000 Contract-Maintenance Consultants	475.00	8844
K-32024	945	02/2024	2/16/2024	Nan McKay & Associates Inc (vnanmcka)	070	4182-00-000 Consultants	4,554.00	8845
K-32025	945	02/2024	2/16/2024	Optic Fusion, Inc. (vopticfu)	070	4190-22-000 Other Misc Admin Expenses	446.25	8846
K-32026	945	02/2024	2/16/2024	Serendipity Cleaning Services (vserendipity)	cr074	4430-10-000 Contract-Janitorial/Cleaning	250.00	8847
					ol024	4430-10-000 Contract-Janitorial/Cleaning	80.00	8847
					mg023	4430-10-000 Contract-Janitorial/Cleaning	80.00	8847
					vs044	4430-10-000 Contract-Janitorial/Cleaning	80.00	8847
					hv021	4430-10-000 Contract-Janitorial/Cleaning	80.00	8847
					br025	4430-10-000 Contract-Janitorial/Cleaning	180.00	8847
K-32027	945	02/2024	2/16/2024	Sign Tech Electric (vsigntechele)	cr074	4430-06-000 Contract-Electrical	175.00	8848
K-32028	945	02/2024	2/16/2024	Staples Business Advantage (vstaples)	080	4190-04-000 Office Supplies	371.89	8849
K-32029	945	02/2024	2/16/2024	State Auditors Office (vstateaudito)	liph	4171-00-000 Auditing Fees	146.05	8850
					hcv-s8	4171-00-000 Auditing Fees	417.30	8850
					hv021	4171-00-000 Auditing Fees	20.86	8850
					mg023	4171-00-000 Auditing Fees	20.86	8850
					ol024	4171-00-000 Auditing Fees	20.87	8850
					br025	4171-00-000 Auditing Fees	41.73	8850
					vs044	4171-00-000 Auditing Fees	31.30	8850
					dm048	4171-00-000 Auditing Fees	73.03	8850
					cr074	4171-00-000 Auditing Fees	156.49	8850
					lv078	4171-00-000 Auditing Fees	114.76	8850
K-32030	945	02/2024	2/16/2024	Sweem (b0003167)	liph	2114-02-000 Security Deposit Clearing Account	1,800.00	8851
K-32031	945	02/2024	2/16/2024	Wex Bank (vfleetservic)	060	4413-00-000 Vehicle Gas, Oil, Grease	107.93	8852
					063	4413-00-000 Vehicle Gas, Oil, Grease	850.05	8852
					070	4413-00-000 Vehicle Gas, Oil, Grease	-12.85	8852
					cr074	4413-00-000 Vehicle Gas, Oil, Grease	285.22	8852
					dm048	4413-00-000 Vehicle Gas, Oil, Grease	395.20	8852
					hcv-s8	4413-00-000 Vehicle Gas, Oil, Grease	219.93	8852
					lv078	4413-00-000 Vehicle Gas, Oil, Grease	339.28	8852
					vs044	4413-00-000 Vehicle Gas, Oil, Grease	248.37	8852
K-32032	945	02/2024	2/16/2024	Yardi Systems Inc (vyardisystem)	070	4190-22-000 Other Misc Admin Expenses	265.93	8853
					070	4190-22-000 Other Misc Admin Expenses	60.48	8853
K-32034		02/2024	2/20/2024	Team Car Care, LLC dba Jiffy Lube (vjiffylut)	063	4430-14-000 Contract-Vehicle Maintenance	-102.82	89952
					063	4430-14-000 Contract-Vehicle Maintenance	-87.43	89952

Check Register

For Period = Feb 2024

Control	Batch	Period	Date	Person	Property	Account	Amount	Reference
K-32035		02/2024	2/20/2024	Spanaway Water Company (vs spanawaywat)	liph	4310-00-000 Water	-142.48	90124
K-32129	950	02/2024	2/23/2024	AAA Fire Protection Inc (vaa fireprot)	cr074	4430-18-000 Contract-Alarm Monitoring	4,174.75	8854
					dm048	4430-18-000 Contract-Alarm Monitoring	3,120.00	8854
					dm048	4430-19-000 Contract-Sprinkler Monitoring	405.00	8854
K-32130	950	02/2024	2/23/2024	Access Windows & Glass LLC (v accesswindc)	dm048	4430-03-000 Contract-Building Repairs	283.40	8855
					lv078	4430-03-000 Contract-Building Repairs	395.43	8855
					lv078	4430-03-000 Contract-Building Repairs	381.57	8855
K-32131	950	02/2024	2/23/2024	Advanced Auto Care (v advanded)	040	4413-00-000 Vehicle Gas, Oil, Grease	1,060.86	8856
K-32132	950	02/2024	2/23/2024	Cintas Fire 636525 (v cintasfire)	062	4190-22-000 Other Misc Admin Expenses	115.03	8857
K-32133	950	02/2024	2/23/2024	Ebonique M Moore (v eboniquemoo)	040	4190-22-000 Other Misc Admin Expenses	5.99	8858
					br025	4190-22-000 Other Misc Admin Expenses	10.48	8858
					dm048	4190-22-000 Other Misc Admin Expenses	30.13	8858
					lv078	4190-22-000 Other Misc Admin Expenses	14.41	8858
					o1024	4190-22-000 Other Misc Admin Expenses	1.31	8858
					vs044	4190-22-000 Other Misc Admin Expenses	5.24	8858
					orting	4190-22-000 Other Misc Admin Expenses	10.48	8858
					040	4190-22-000 Other Misc Admin Expenses	7.21	8858
					br025	4190-22-000 Other Misc Admin Expenses	14.41	8858
					lv078	4190-22-000 Other Misc Admin Expenses	7.85	8858
					040	4190-22-000 Other Misc Admin Expenses	9.83	8858
					dm048	3650-00-000 Miscellaneous Other Income	7.21	8858
K-32134	950	02/2024	2/23/2024	GRE Deer Creek LLC (v deercreekapa)	liph	4230-01-000 Tenant Relocation-Rent/Security Deposit	2,269.17	8859
K-32135	950	02/2024	2/23/2024	Green Effects Inc (v greeneffect)	br025	4430-09-000 Contract-Grounds	2,792.71	8860
					cr074	4430-09-000 Contract-Grounds	3,112.74	8860
					lv078	4430-09-000 Contract-Grounds	2,788.55	8860
K-32136	950	02/2024	2/23/2024	HD Supply Facilities Maintenance LTD (v hds)	cr074	4190-22-000 Other Misc Admin Expenses	4,497.58	8861
K-32137	950	02/2024	2/23/2024	Josh Carrillo (v0000160)	br025	4190-22-000 Other Misc Admin Expenses	36.03	8862
					dm048	4190-22-000 Other Misc Admin Expenses	33.41	8862
					hv021	4190-22-000 Other Misc Admin Expenses	4.59	8862
					lv078	4190-22-000 Other Misc Admin Expenses	11.14	8862
					o1024	4190-22-000 Other Misc Admin Expenses	1.31	8862
					vs044	4190-22-000 Other Misc Admin Expenses	3.28	8862
					br025	4190-22-000 Other Misc Admin Expenses	69.43	8862
					dm048	4190-22-000 Other Misc Admin Expenses	17.69	8862
					lv078	4190-22-000 Other Misc Admin Expenses	3.28	8862
K-32138	950	02/2024	2/23/2024	Lakewood Hardware & Paint Inc (v lakewood)	cr074	4430-06-000 Contract-Electrical	659.99	8863
					br025	4430-11-000 Contract-Plumbing	1,319.98	8863
					lv078	4420-01-000 Supplies-Grounds	19.95	8863
					lv078	4420-04-000 Supplies-Electrical	54.73	8863
					br025	4420-08-000 Supplies-Plumbing	39.98	8863
					br025	4430-02-000 Contract-Appliance	1,288.99	8863
					lv078	4430-02-000 Contract-Appliance	389.99	8863
K-32139	950	02/2024	2/23/2024	MB Squared Inc (v westsoundwo)	hcv-s8	4190-17-000 Temporary Administrative Labor	1,664.98	8864
					040	4190-17-000 Temporary Administrative Labor	3,214.36	8864
					hcv-s8	4190-17-000 Temporary Administrative Labor	1,488.72	8864
					040	4190-17-000 Temporary Administrative Labor	2,361.32	8864
					hcv-s8	4190-17-000 Temporary Administrative Labor	1,659.64	8864
					040	4190-17-000 Temporary Administrative Labor	3,148.56	8864
					040	4190-22-000 Other Misc Admin Expenses	3,400.38	8864
K-32140	950	02/2024	2/23/2024	Murphy's Refinishing LLC (v miraclemeth)	cr074	4430-16-000 Contract-Maintenance Consultants	825.00	8865
K-32141	950	02/2024	2/23/2024	New Life Flooring Inc (v newlifefloo)	dm048	4430-08-000 Contract-Floor Covering	3,051.00	8866
					cr074	4430-08-000 Contract-Floor Covering	4,867.68	8866
K-32142	950	02/2024	2/23/2024	NVL Laboratories, Inc. (v0000345)	o1024	4430-16-000 Contract-Maintenance Consultants	2,287.64	8867
K-32143	950	02/2024	2/23/2024	Optic Fusion, Inc. (v opticfu)	062	4190-13-000 Internet/Cable	696.77	8868
					061	4190-13-000 Internet/Cable	51.61	8868
					062	4190-13-000 Internet/Cable	-760.00	8868
					062	4190-13-000 Internet/Cable	383.23	8868
					061	4190-13-000 Internet/Cable	18.39	8868
					061	4190-13-000 Internet/Cable	200.00	8868
K-32144	950	02/2024	2/23/2024	Patti Carson (v carsonpatti)	mg023	4190-22-000 Other Misc Admin Expenses	1.31	8869
					lv078	4190-22-000 Other Misc Admin Expenses	2.62	8869
K-32145	950	02/2024	2/23/2024	Pitney Bowes USPS/Acct 34498188 (v post-f)	070	4190-08-000 Postage	371.71	8870
					liph	4190-08-000 Postage	34.90	8870
					liph18	4190-08-000 Postage	255.00	8870
					hcv-s8	4190-08-000 Postage	255.00	8870
					008	4190-08-000 Postage	0.29	8870
					040	4190-08-000 Postage	73.02	8870

Check Register

For Period = Feb 2024

Control	Batch	Period	Date	Person	Property	Account	Amount	Reference
					080	4190-08-000 Postage	2,010.08	8870
K-32146	950	02/2024	2/23/2024	Reliable Parts Inc. (vreliblepar)	lv078	4420-02-000 Supplies-Appliance	146.93	8871
					dm048	4420-02-000 Supplies-Appliance	90.93	8871
K-32147	950	02/2024	2/23/2024	Security Tech Corp (vstanleyconv)	062	4430-18-000 Contract-Alarm Monitoring	80.85	8872
					063	4430-18-000 Contract-Alarm Monitoring	242.55	8872
K-32148	950	02/2024	2/23/2024	Shenitha Marie Fallon (v0000244)	lv078	4190-22-000 Other Misc Admin Expenses	24.89	8873
					mg023	4190-22-000 Other Misc Admin Expenses	2.62	8873
					ol024	4190-22-000 Other Misc Admin Expenses	0.66	8873
					vs044	4190-22-000 Other Misc Admin Expenses	4.59	8873
					br025	4190-22-000 Other Misc Admin Expenses	21.62	8873
					dm048	4190-22-000 Other Misc Admin Expenses	11.79	8873
					hv021	4190-22-000 Other Misc Admin Expenses	3.93	8873
					lv078	4190-22-000 Other Misc Admin Expenses	7.21	8873
					mg023	4190-22-000 Other Misc Admin Expenses	1.31	8873
					ol024	4190-22-000 Other Misc Admin Expenses	0.66	8873
					vs044	4190-22-000 Other Misc Admin Expenses	49.13	8873
K-32149	950	02/2024	2/23/2024	Staples Business Advantage (vstaples)	cr074	4190-22-000 Other Misc Admin Expenses	33.98	8874
					dm048	4190-22-000 Other Misc Admin Expenses	111.73	8874
					lv078	4420-06-000 Supplies-Janitorial/Cleaning	15.71	8874
					br025	4190-04-000 Office Supplies	180.94	8874
					lv078	4190-04-000 Office Supplies	984.98	8874
					dm048	4190-04-000 Office Supplies	124.98	8874
					lv078	4190-04-000 Office Supplies	111.08	8874
					cr074	4190-04-000 Office Supplies	572.00	8874
					cr074	4190-04-000 Office Supplies	24.49	8874
					cr074	4190-04-000 Office Supplies	14.69	8874
					dm048	4190-04-000 Office Supplies	4.88	8874
K-32150	950	02/2024	2/23/2024	Triple Gem Carpet Cleaning LLC (vtriplegem)	lv078	4430-04-000 Contract-Carpet Cleaning	3,050.00	8875
					lv078	4430-04-000 Contract-Carpet Cleaning	2,535.00	8875
					cr074	4430-04-000 Contract-Carpet Cleaning	220.00	8875
					cr074	4430-04-000 Contract-Carpet Cleaning	190.00	8875
					liph	4430-04-000 Contract-Carpet Cleaning	4,418.75	8875
					dm048	4430-04-000 Contract-Carpet Cleaning	270.00	8875
K-32151	950	02/2024	2/23/2024	vIn Time Renovations LLC (v0000050)	ol024	1400-04-000 Construction in Progress	9,996.76	8876
K-32152	950	02/2024	2/23/2024	Wayne's Roofing Inc (vwaynesro)	dm048	4430-03-000 Contract-Building Repairs	672.88	8877
K-32153	951	02/2024	2/23/2024	Affordable Housing Management Association	040	4190-01-000 Membership and Fees	250.00	90154
					vs044	4190-01-000 Membership and Fees	114.00	90154
					ol024	4190-01-000 Membership and Fees	78.00	90154
					mg023	4190-01-000 Membership and Fees	90.00	90154
					lv078	4190-01-000 Membership and Fees	408.00	90154
					hv021	4190-01-000 Membership and Fees	90.00	90154
					dm048	4190-01-000 Membership and Fees	279.00	90154
					cr074	4190-01-000 Membership and Fees	744.00	90154
					br025	4190-01-000 Membership and Fees	207.00	90154
K-32154	951	02/2024	2/23/2024	Alipio (t0004673)	cr074	2114-02-000 Security Deposit Clearing Account	99.14	90155
K-32155	951	02/2024	2/23/2024	All Seasons Pest Control (vallseaso)	liph	4430-07-000 Contract-Pest Control	90.00	90156
					liph	4430-07-000 Contract-Pest Control	90.00	90156
					orting	4430-07-000 Contract-Pest Control	155.00	90156
					cr074	4430-07-000 Contract-Pest Control	95.00	90156
K-32156	951	02/2024	2/23/2024	Archer (b0002911)	liph	4230-01-000 Tenant Relocation-Rent/Security Deposit	450.00	90157
K-32157	951	02/2024	2/23/2024	Brandy Winder (v0000342)	liph	4230-01-000 Tenant Relocation-Rent/Security Deposit	1,796.00	90158
K-32158	951	02/2024	2/23/2024	City of Tacoma (vcityoftacom)	liph	4310-00-000 Water	40.02	90159
					dm048	4320-00-000 Electricity	41.87	90159
					dm048	4320-00-000 Electricity	52.06	90159
					liph	4320-01-000 Electricity-Vacant Units	242.90	90159
					liph	4320-01-000 Electricity-Vacant Units	542.11	90159
					liph	4320-01-000 Electricity-Vacant Units	414.62	90159
					liph	4320-01-000 Electricity-Vacant Units	113.85	90159
K-32159	951	02/2024	2/23/2024	Comcast Corporation (vcomcastcorp)	cr074	4190-07-000 Telephone	443.70	90160
					br025	4190-07-000 Telephone	263.53	90160
					dm048	4190-07-000 Telephone	530.02	90160
K-32160	951	02/2024	2/23/2024	Copiers Northwest, Inc. (vcopiers)	dm048	4190-22-000 Other Misc Admin Expenses	222.75	90161
					070	4190-22-000 Other Misc Admin Expenses	91.09	90161
K-32161	951	02/2024	2/23/2024	Creative Financial Staffing LLC (vcreativefin)	070	4190-17-000 Temporary Administrative Labor	1,166.40	90162
					070	4190-17-000 Temporary Administrative Labor	2,071.58	90162
					070	4190-17-000 Temporary Administrative Labor	1,944.00	90162
					070	4190-17-000 Temporary Administrative Labor	2,144.48	90162

Check Register

For Period = Feb 2024

Control	Batch	Period	Date	Person	Property	Account	Amount	Reference
					070	4190-17-000 Temporary Administrative Labor	2,126.25	90162
					070	4190-17-000 Temporary Administrative Labor	777.60	90162
					070	4190-17-000 Temporary Administrative Labor	1,575.61	90162
					070	4190-17-000 Temporary Administrative Labor	2,089.80	90162
					070	4190-17-000 Temporary Administrative Labor	1,808.89	90162
K-32162	951	02/2024	2/23/2024	Elmhurst Mutual Power & Light (velmhurst)	hv021	4320-00-000 Electricity	32.38	90163
K-32163	951	02/2024	2/23/2024	Henderson (t0004455)	cr074	2114-02-000 Security Deposit Clearing Account	125.00	90164
K-32164	951	02/2024	2/23/2024	Jet Door LLC (vjetdoorl)	ol024	4420-07-000 Supplies-Maint/Repairs	618.25	90165
K-32165	951	02/2024	2/23/2024	Johnsons Millwork Inc (vjohnsons)	dm048	4420-07-000 Supplies-Maint/Repairs	1,650.88	90166
K-32166	951	02/2024	2/23/2024	Juan Hernandez (v0000333)	070	2117-01-000 A/P-Payroll Wages Payable	1,972.72	90167
K-32167	951	02/2024	2/23/2024	Lakeview Light & Power Co. (vlakeviewlig)	ol024	4320-00-000 Electricity	75.15	90168
					ol024	4320-00-000 Electricity	105.20	90168
					mg023	4320-00-000 Electricity	1,733.65	90168
					lv078	4320-00-000 Electricity	91.28	90168
					lv078	4320-00-000 Electricity	129.03	90168
					lv078	4320-00-000 Electricity	69.40	90168
					lv078	4320-00-000 Electricity	50.43	90168
					lv078	4320-00-000 Electricity	133.08	90168
					lv078	4320-00-000 Electricity	349.63	90168
					vs044	4320-00-000 Electricity	54.50	90168
					lv078	4320-01-000 Electricity-Vacant Units	78.37	90168
					lv078	4320-01-000 Electricity-Vacant Units	35.42	90168
					lv078	4320-01-000 Electricity-Vacant Units	15.50	90168
					lv078	4320-01-000 Electricity-Vacant Units	47.43	90168
					lv078	4320-01-000 Electricity-Vacant Units	107.05	90168
					lv078	4320-01-000 Electricity-Vacant Units	123.78	90168
					lv078	4320-01-000 Electricity-Vacant Units	108.93	90168
					lv078	4320-01-000 Electricity-Vacant Units	93.63	90168
					lv078	4320-01-000 Electricity-Vacant Units	106.08	90168
					lv078	4320-01-000 Electricity-Vacant Units	83.95	90168
					lv078	4320-01-000 Electricity-Vacant Units	106.68	90168
					lv078	4320-01-000 Electricity-Vacant Units	94.08	90168
					lv078	4320-01-000 Electricity-Vacant Units	90.83	90168
					lv078	4320-01-000 Electricity-Vacant Units	132.64	90168
K-32168	951	02/2024	2/23/2024	Lakewood Water District (vlakewoodwat)	lv078	4310-00-000 Water	263.50	90169
					lv078	4310-00-000 Water	285.42	90169
					lv078	4310-00-000 Water	45.88	90169
					lv078	4310-00-000 Water	55.80	90169
					lv078	4310-00-000 Water	351.18	90169
					lv078	4310-00-000 Water	496.40	90169
					lv078	4310-00-000 Water	159.38	90169
					lv078	4310-00-000 Water	389.54	90169
					lv078	4310-00-000 Water	490.92	90169
					lv078	4310-00-000 Water	395.02	90169
					lv078	4310-00-000 Water	523.80	90169
					lv078	4310-00-000 Water	296.38	90169
					lv078	4310-00-000 Water	55.80	90169
					vs044	4310-00-000 Water	885.48	90169
					mg023	4310-00-000 Water	293.64	90169
					ol024	4310-00-000 Water	784.10	90169
K-32169	951	02/2024	2/23/2024	Lowe's Companies, Inc. (vlowes)	lv078	4420-07-000 Supplies-Maint/Repairs	255.52	90170
K-32170	951	02/2024	2/23/2024	Magaway Fire LLC (magaway)	ol024	4430-01-000 Contract-Alarm/Extinguisher	137.00	90171
K-32171	951	02/2024	2/23/2024	Mary Cunningham (v0000108)	cr074	4190-22-000 Other Misc Admin Expenses	35.37	90172
					cr074	4190-22-000 Other Misc Admin Expenses	55.68	90172
					cr074	4190-22-000 Other Misc Admin Expenses	29.48	90172
					cr074	4190-22-000 Other Misc Admin Expenses	24.00	90172
K-32172	951	02/2024	2/23/2024	Mi Casa Contractors LLC (vmicasacontr)	cr074	4430-05-000 Contract-Decorating/Painting	1,175.00	90173
K-32173	951	02/2024	2/23/2024	Parkland Light & Water Company (vparklanliph)	liph18	4320-01-000 Electricity-Vacant Units	195.44	90174
					liph18	4310-00-000 Water	37.14	90174
K-32174	951	02/2024	2/23/2024	Pierce County Recycling Composting and Di	063	4340-00-000 Garbage/Trash Removal	324.62	90175
K-32175	951	02/2024	2/23/2024	Puget Sound Energy (vpse)	orting	4320-01-000 Electricity-Vacant Units	157.03	90176
					orting	4320-01-000 Electricity-Vacant Units	125.43	90176
					orting	4320-01-000 Electricity-Vacant Units	38.03	90176
					orting	4320-01-000 Electricity-Vacant Units	129.49	90176
					orting	4320-01-000 Electricity-Vacant Units	110.13	90176
					orting	4320-01-000 Electricity-Vacant Units	171.02	90176
					liph	4320-01-000 Electricity-Vacant Units	204.77	90176

Check Register

For Period = Feb 2024

Control	Batch	Period	Date	Person	Property	Account	Amount	Reference
					orting	4320-00-000 Electricity	216.97	90176
					orting	4320-00-000 Electricity	228.99	90176
K-32176	951	02/2024	2/23/2024	Robert Half International Inc (roberthalf)	070	4190-17-000 Temporary Administrative Labor	2,027.40	90177
K-32177	951	02/2024	2/23/2024	Rodda Paint (v0000281)	br025	4420-07-000 Supplies-Maint/Repairs	658.48	90178
K-32178	951	02/2024	2/23/2024	Santos (t0004627)	cr074	2114-02-000 Security Deposit Clearing Account	600.00	90179
K-32179	951	02/2024	2/23/2024	Security Gate & Access LLC (v0000327)	cr074	4430-23-000 Contract-Consultants	2,775.00	90180
					cr074	4430-23-000 Contract-Consultants	665.00	90180
K-32180	951	02/2024	2/23/2024	Sentinel Pest Control (vsentinel)	orting	4430-07-000 Contract-Pest Control	80.33	90181
K-32181	951	02/2024	2/23/2024	Spanaway Water Company (vspanawaywat)	liph	4310-00-000 Water	51.27	90182
					liph	4310-00-000 Water	36.75	90182
					liph	4310-00-000 Water	42.91	90182
					liph	4310-00-000 Water	62.37	90182
					liph	4310-00-000 Water	3.78	90182
					liph	4310-00-000 Water	93.99	90182
					liph	4310-00-000 Water	8.70	90182
					liph	4310-00-000 Water	56.71	90182
					liph	4310-00-000 Water	13.95	90182
					liph	4310-00-000 Water	27.36	90182
K-32182	951	02/2024	2/23/2024	Spartan Services, Inc. (vspartans)	lv078	4430-11-000 Contract-Plumbing	2,787.74	90183
K-32183	951	02/2024	2/23/2024	Speedy Novus Glass LLC (v0000344)	vs044	4430-03-000 Contract-Building Repairs	2,255.75	90184
K-32184	951	02/2024	2/23/2024	HD -The Home Depot Pro (vhomepro)	liph	4420-07-000 Supplies-Maint/Repairs	1,039.04	90185
K-32185	951	02/2024	2/23/2024	Trafton (v0000348)	hcv-ehv	4590-00-000 Other General Expense	100.00	90186
K-32186	951	02/2024	2/23/2024	Washington Water Service Co (vwawater)	liph	4310-00-000 Water	86.61	90187
					liph	4310-00-000 Water	12.73	90187
					liph	4310-00-000 Water	20.59	90187
K-32187	951	02/2024	2/23/2024	Wireless CCTV LLC (v0000076)	br025	4430-18-000 Contract-Alarm Monitoring	1,292.32	90188
					dm048	4430-18-000 Contract-Alarm Monitoring	1,292.32	90188
					lv078	4430-18-000 Contract-Alarm Monitoring	1,292.32	90188
					br025	4580-00-000 Security/Law Enforcement	1,292.32	90188
					lv078	4580-00-000 Security/Law Enforcement	1,292.32	90188
					dm048	4580-00-000 Security/Law Enforcement	1,292.32	90188
K-32188	951	02/2024	2/23/2024	Wise Consulting Services (vwiseconsult)	hcv-s8	4430-23-000 Contract-Consultants	1,156.25	90189
					040	4430-23-000 Contract-Consultants	786.25	90189
					070	4430-23-000 Contract-Consultants	4,162.50	90189
K-33575	977	02/2024	2/6/2024	US Bank Corporate Payment Systems (vusb	hcv-s8	4715-15-000 EHV Security/Utility Dep/Rental App/Hok	-3.25	33
					hcv-ehv	4715-15-000 EHV Security/Utility Dep/Rental App/Hok	3.25	33
					hcv-s8	4715-15-000 EHV Security/Utility Dep/Rental App/Hok	-55.00	33
					hcv-ehv	4715-15-000 EHV Security/Utility Dep/Rental App/Hok	55.00	33
					hcv-s8	4715-15-000 EHV Security/Utility Dep/Rental App/Hok	-60.00	33
					hcv-ehv	4715-15-000 EHV Security/Utility Dep/Rental App/Hok	60.00	33
							533,296.11	

Check Register

For Period = Feb 2024

Control	Batch	Period	Date	Property	Account	Amount	Reference
K-30672	921	02/2024	2/2/2024	hcv-tpv	4715-01-000 Tenant Utility Payments-Voucher	263.00	355413
K-30673	921	02/2024	2/2/2024	hcv-vash	4715-00-000 Housing Assistance Payments	574.00	355414
K-30674	921	02/2024	2/2/2024	hcv-s8	4715-00-000 Housing Assistance Payments	819.00	355415
K-30675	921	02/2024	2/2/2024	hcv-vash	4715-00-000 Housing Assistance Payments	1,581.00	355416
K-30676	921	02/2024	2/2/2024	hcv-s8	4715-00-000 Housing Assistance Payments	1,091.00	355417
				hcv-ned	4715-00-000 Housing Assistance Payments	496.00	355417
K-30677	921	02/2024	2/2/2024	hcv-s8	4715-00-000 Housing Assistance Payments	972.00	355418
K-30678	921	02/2024	2/2/2024	hcv-s8	4715-00-000 Housing Assistance Payments	1,140.00	355419
K-30679	921	02/2024	2/2/2024	hcv-s8	4715-00-000 Housing Assistance Payments	1,469.00	355420
K-30680	921	02/2024	2/2/2024	hcv-s8	4715-00-000 Housing Assistance Payments	1,500.00	355421
K-30681	921	02/2024	2/2/2024	hcv-s8	4715-00-000 Housing Assistance Payments	1,046.00	355422
K-30682	921	02/2024	2/2/2024	hcv-ehv	4715-10-000 EHV HAP Expense	1,148.00	355423
K-30683	921	02/2024	2/2/2024	hcv-s8	4172-00-000 Port Out Admin Fee Paid	77.13	355424
				hcv-s8	4715-02-000 Port Out HAP Payments	547.00	355424
K-30684	921	02/2024	2/2/2024	hcv-s8	4715-00-000 Housing Assistance Payments	825.00	355425
K-30685	921	02/2024	2/2/2024	hcv-s8	4715-01-000 Tenant Utility Payments-Voucher	168.00	355426
K-30686	921	02/2024	2/2/2024	hcv-s8	4715-01-000 Tenant Utility Payments-Voucher	66.00	355427
K-30687	921	02/2024	2/2/2024	hcv-s8	4715-01-000 Tenant Utility Payments-Voucher	66.00	355428
				hcv-s8	4715-01-000 Tenant Utility Payments-Voucher	64.00	355428
				hcv-s8	4715-01-000 Tenant Utility Payments-Voucher	64.00	355428
K-30688	921	02/2024	2/2/2024	lv_pbv	4715-01-000 Tenant Utility Payments-Voucher	233.00	355429
K-30689	921	02/2024	2/2/2024	hcv-s8	4715-01-000 Tenant Utility Payments-Voucher	180.00	355430
K-30690	921	02/2024	2/2/2024	hcv-s8	4715-01-000 Tenant Utility Payments-Voucher	26.00	355431
K-30691	921	02/2024	2/2/2024	hcv-s8	4715-01-000 Tenant Utility Payments-Voucher	219.00	355432
K-30692	921	02/2024	2/2/2024	hcv-s8	4715-01-000 Tenant Utility Payments-Voucher	44.00	355433
K-30693	921	02/2024	2/2/2024	hcv-s8	4715-01-000 Tenant Utility Payments-Voucher	224.00	355434
K-30694	921	02/2024	2/2/2024	hcv-s8	4715-01-000 Tenant Utility Payments-Voucher	82.00	355435
K-30695	921	02/2024	2/2/2024	hcv-ehv	4715-10-000 EHV HAP Expense	64.00	355436
				hcv-ehv	4715-10-000 EHV HAP Expense	64.00	355436
				hcv-ehv	4715-10-000 EHV HAP Expense	64.00	355436
K-30696	921	02/2024	2/2/2024	hcv-s8	4715-01-000 Tenant Utility Payments-Voucher	177.00	355437
K-30697	921	02/2024	2/2/2024	lv_pbv	4715-01-000 Tenant Utility Payments-Voucher	14.00	355438
K-30698	921	02/2024	2/2/2024	hcv-s8	4715-01-000 Tenant Utility Payments-Voucher	115.00	355439
				hcv-s8	4715-01-000 Tenant Utility Payments-Voucher	89.00	355439
K-30699	921	02/2024	2/2/2024	hcv-s8	4715-01-000 Tenant Utility Payments-Voucher	64.00	355440
				hcv-s8	4715-01-000 Tenant Utility Payments-Voucher	23.00	355440
				hcv-s8	4715-01-000 Tenant Utility Payments-Voucher	64.00	355440
K-30700	921	02/2024	2/2/2024	lv_pbv	4715-01-000 Tenant Utility Payments-Voucher	254.00	355441
				lv_pbv	4715-01-000 Tenant Utility Payments-Voucher	107.00	355441
K-30701	921	02/2024	2/2/2024	hcv-s8	4715-00-000 Housing Assistance Payments	1,445.00	355442
K-30702	921	02/2024	2/2/2024	hcv-s8	4715-00-000 Housing Assistance Payments	2,309.00	355443
K-30703	921	02/2024	2/2/2024	hcv-s8	4715-00-000 Housing Assistance Payments	733.00	355444
K-30704	921	02/2024	2/2/2024	hcv-vash	4715-00-000 Housing Assistance Payments	409.00	355445
				hcv-ehv	4715-10-000 EHV HAP Expense	2,500.00	355445
K-30705	921	02/2024	2/2/2024	hcv-s8	4715-00-000 Housing Assistance Payments	1,202.00	355446
K-30706	921	02/2024	2/2/2024	hcv-s8	4172-00-000 Port Out Admin Fee Paid	68.17	355447
				hcv-s8	4715-02-000 Port Out HAP Payments	1,338.00	355447
K-30707	921	02/2024	2/2/2024	hcv-s8	4715-00-000 Housing Assistance Payments	728.00	355448
				hcv-s8	4715-00-000 Housing Assistance Payments	2,616.00	355448
				hcv-s8	4715-00-000 Housing Assistance Payments	2,703.00	355448
K-30708	921	02/2024	2/2/2024	hcv-s8	4715-00-000 Housing Assistance Payments	481.00	355449
K-30709	921	02/2024	2/2/2024	hcv-s8	4715-00-000 Housing Assistance Payments	1,557.00	355450

Check Register

For Period = Feb 2024

Control	Batch	Period	Date	Property	Account	Amount	Reference
K-30710	921	02/2024	2/2/2024	hcv-s8	4715-00-000 Housing Assistance Payments	2,845.00	355451
				hcv-s8	4715-00-000 Housing Assistance Payments	2,845.00	355451
				hcv-s8	4715-00-000 Housing Assistance Payments	1,517.00	355451
				hcv-s8	4715-00-000 Housing Assistance Payments	2,845.00	355451
K-30711	921	02/2024	2/2/2024	hcv-s8	4715-00-000 Housing Assistance Payments	883.00	355452
K-30712	921	02/2024	2/2/2024	hcv-s8	4715-00-000 Housing Assistance Payments	660.00	355453
K-30713	921	02/2024	2/2/2024	hcv-s8	4715-00-000 Housing Assistance Payments	2,562.00	355454
K-30714	921	02/2024	2/2/2024	hcv-vash	4715-00-000 Housing Assistance Payments	421.00	355455
				hcv-vash	4715-00-000 Housing Assistance Payments	1,050.00	355455
				hcv-vash	4715-00-000 Housing Assistance Payments	715.00	355455
				hcv-vash	4715-00-000 Housing Assistance Payments	1,050.00	355455
				hcv-vash	4715-00-000 Housing Assistance Payments	1,050.00	355455
K-30715	921	02/2024	2/2/2024	hcv-s8	4715-00-000 Housing Assistance Payments	1,417.00	355456
K-30716	921	02/2024	2/2/2024	hcv-vash	4715-00-000 Housing Assistance Payments	655.00	355457
K-30717	921	02/2024	2/2/2024	hcv-s8	4715-00-000 Housing Assistance Payments	1,533.00	355458
K-30718	921	02/2024	2/2/2024	hcv-s8	4715-00-000 Housing Assistance Payments	2,295.00	355459
K-30719	921	02/2024	2/2/2024	hcv-s8	4715-00-000 Housing Assistance Payments	1,195.00	355460
K-30720	921	02/2024	2/2/2024	hcv-ehv	4715-10-000 EHV HAP Expense	1,695.00	355461
K-30721	921	02/2024	2/2/2024	hcv-s8	4715-00-000 Housing Assistance Payments	1,180.00	355462
K-30722	921	02/2024	2/2/2024	hcv-s8	4715-00-000 Housing Assistance Payments	1,673.00	355463
K-30723	921	02/2024	2/2/2024	hcv-s8	4715-00-000 Housing Assistance Payments	93.00	355464
				hcv-s8	4715-00-000 Housing Assistance Payments	93.00	355464
				hcv-s8	4715-00-000 Housing Assistance Payments	93.00	355464
K-30724	921	02/2024	2/2/2024	hcv-s8	4715-00-000 Housing Assistance Payments	1,153.00	355465
K-30725	921	02/2024	2/2/2024	hcv-s8	4715-00-000 Housing Assistance Payments	2,140.00	355466
K-30726	921	02/2024	2/2/2024	hcv-ehv	4715-10-000 EHV HAP Expense	1,306.00	355467
K-30727	921	02/2024	2/2/2024	hcv-s8	4715-00-000 Housing Assistance Payments	1,957.00	355468
				hcv-tpv	4715-00-000 Housing Assistance Payments	1,122.00	355468
K-30728	921	02/2024	2/2/2024	hcv-s8	4715-00-000 Housing Assistance Payments	2,558.00	355469
K-30729	921	02/2024	2/2/2024	hcv-s8	4715-00-000 Housing Assistance Payments	2,383.00	355470
				hcv-s8	4715-00-000 Housing Assistance Payments	2,195.00	355470
K-30730	921	02/2024	2/2/2024	hcv-vash	4715-00-000 Housing Assistance Payments	1,295.00	355471
K-30731	921	02/2024	2/2/2024	hcv-s8	4715-00-000 Housing Assistance Payments	800.00	355472
K-30732	921	02/2024	2/2/2024	hcv-s8	4715-00-000 Housing Assistance Payments	1,482.00	355473
K-30733	921	02/2024	2/2/2024	hcv-s8	4715-00-000 Housing Assistance Payments	477.00	355474
K-30734	921	02/2024	2/2/2024	hcv-s8	4715-00-000 Housing Assistance Payments	2,040.00	355475
K-30735	921	02/2024	2/2/2024	hcv-s8	4715-00-000 Housing Assistance Payments	2,475.00	355476
K-30736	921	02/2024	2/2/2024	hcv-vash	4715-00-000 Housing Assistance Payments	1,178.00	355477
				hcv-vash	4715-00-000 Housing Assistance Payments	1,217.00	355477
K-30737	921	02/2024	2/2/2024	hcv-vash	4715-00-000 Housing Assistance Payments	1,295.00	355478
K-30738	921	02/2024	2/2/2024	hcv-s8	4715-00-000 Housing Assistance Payments	2,105.00	355479
K-30739	921	02/2024	2/2/2024	hcv-s8	4715-00-000 Housing Assistance Payments	1,031.00	355480
				hcv-s8	4715-00-000 Housing Assistance Payments	1,102.00	355480
K-30740	921	02/2024	2/2/2024	hcv-s8	4715-00-000 Housing Assistance Payments	618.00	355481
				hcv-s8	4715-00-000 Housing Assistance Payments	684.00	355481
K-30741	921	02/2024	2/2/2024	hcv-tpv	4715-00-000 Housing Assistance Payments	2,027.00	355482
				hcv-tpv	4715-00-000 Housing Assistance Payments	2,327.00	355482
K-30742	921	02/2024	2/2/2024	hcv-s8	4172-00-000 Port Out Admin Fee Paid	69.23	355483
				hcv-s8	4715-02-000 Port Out HAP Payments	2,714.00	355483
K-30743	921	02/2024	2/2/2024	hcv-s8	4172-00-000 Port Out Admin Fee Paid	75.29	355484
				hcv-s8	4715-02-000 Port Out HAP Payments	841.00	355484

Check Register

For Period = Feb 2024

Control	Batch	Period	Date	Property	Account	Amount	Reference
K-30744	921	02/2024	2/2/2024	hcv-s8	4715-00-000 Housing Assistance Payments	1,569.00	355485
K-30745	922	02/2024	2/2/2024	hcv-s8	4715-00-000 Housing Assistance Payments	2,200.00	287641
K-30746	922	02/2024	2/2/2024	hcv-s8	4715-00-000 Housing Assistance Payments	2,210.00	287642
				hcv-s8	4715-00-000 Housing Assistance Payments	1,456.00	287642
				hcv-s8	4715-00-000 Housing Assistance Payments	1,376.00	287642
				hcv-tpv	4715-00-000 Housing Assistance Payments	1,483.00	287642
K-30747	922	02/2024	2/2/2024	hcv-s8	4715-00-000 Housing Assistance Payments	2,364.00	287643
K-30748	922	02/2024	2/2/2024	hcv-ehv	4715-10-000 EHV HAP Expense	73.00	287644
K-30749	922	02/2024	2/2/2024	hcv-s8	4715-00-000 Housing Assistance Payments	1,014.00	287645
K-30750	922	02/2024	2/2/2024	cr_pbv	4715-01-000 Tenant Utility Payments-Voucher	27.00	287646
K-30751	922	02/2024	2/2/2024	hcv-s8	4715-01-000 Tenant Utility Payments-Voucher	65.00	287647
K-30752	922	02/2024	2/2/2024	hcv-s8	4715-01-000 Tenant Utility Payments-Voucher	153.00	287648
K-30753	922	02/2024	2/2/2024	hcv-tpv	4715-01-000 Tenant Utility Payments-Voucher	123.00	287649
K-30754	922	02/2024	2/2/2024	hcv-s8	4715-01-000 Tenant Utility Payments-Voucher	154.00	287650
K-30755	922	02/2024	2/2/2024	hcv-s8	4715-00-000 Housing Assistance Payments	1,288.00	888
				hcv-s8	4715-00-000 Housing Assistance Payments	-1,288.00	888
K-30756	922	02/2024	2/2/2024	hcv-s8	4715-01-000 Tenant Utility Payments-Voucher	71.00	287651
K-30757	922	02/2024	2/2/2024	hcv-s8	4715-01-000 Tenant Utility Payments-Voucher	126.00	287652
K-30758	922	02/2024	2/2/2024	hcv-ned	4715-01-000 Tenant Utility Payments-Voucher	89.00	287653
K-30759	922	02/2024	2/2/2024	hcv-s8	4715-01-000 Tenant Utility Payments-Voucher	213.00	287654
K-30760	922	02/2024	2/2/2024	hcv-ned	4715-01-000 Tenant Utility Payments-Voucher	118.00	287655
K-30761	922	02/2024	2/2/2024	hcv-s8	4715-01-000 Tenant Utility Payments-Voucher	87.00	287656
K-30762	922	02/2024	2/2/2024	cr_pbv	4715-01-000 Tenant Utility Payments-Voucher	22.00	287657
K-30763	922	02/2024	2/2/2024	hcv-s8	4715-00-000 Housing Assistance Payments	758.00	287658
K-30764	922	02/2024	2/2/2024	hcv-s8	4715-00-000 Housing Assistance Payments	2,136.00	287659
K-30765	922	02/2024	2/2/2024	hcv-s8	4715-00-000 Housing Assistance Payments	2,449.00	287660
K-30766	922	02/2024	2/2/2024	hcv-s8	4715-00-000 Housing Assistance Payments	1,635.00	287661
K-30767	922	02/2024	2/2/2024	hcv-s8	4715-00-000 Housing Assistance Payments	2,100.00	287662
K-30768	922	02/2024	2/2/2024	hcv-s8	4715-00-000 Housing Assistance Payments	1,679.00	287663
				hcv-s8	4715-00-000 Housing Assistance Payments	2,239.00	287663
K-30769	922	02/2024	2/2/2024	hcv-s8	4715-00-000 Housing Assistance Payments	1,186.00	287664
K-30770	922	02/2024	2/2/2024	hcv-s8	4715-00-000 Housing Assistance Payments	2,347.00	287665
				hcv-s8	4715-00-000 Housing Assistance Payments	1,621.00	287665
				hcv-s8	4715-00-000 Housing Assistance Payments	1,661.00	287665
				hcv-s8	4715-00-000 Housing Assistance Payments	1,815.00	287665
				hcv-s8	4715-00-000 Housing Assistance Payments	1,485.00	287665
				hcv-s8	4715-00-000 Housing Assistance Payments	1,487.00	287665
K-30771	922	02/2024	2/2/2024	hcv-s8	4715-00-000 Housing Assistance Payments	1,777.00	287666
				hcv-s8	4715-00-000 Housing Assistance Payments	911.00	287666
				hcv-s8	4715-00-000 Housing Assistance Payments	1,647.00	287666
				hcv-s8	4715-00-000 Housing Assistance Payments	2,307.00	287666
				hcv-s8	4715-00-000 Housing Assistance Payments	1,703.00	287666
				hcv-s8	4715-00-000 Housing Assistance Payments	497.00	287666
K-30772	922	02/2024	2/2/2024	hcv-s8	4715-00-000 Housing Assistance Payments	1,360.00	287667
				hcv-s8	4715-00-000 Housing Assistance Payments	1,103.00	287667
K-30773	922	02/2024	2/2/2024	hcv-s8	4715-00-000 Housing Assistance Payments	1,124.00	287668
K-30774	922	02/2024	2/2/2024	hcv-s8	4715-00-000 Housing Assistance Payments	1,274.00	287669
K-30775	922	02/2024	2/2/2024	hcv-s8	4715-00-000 Housing Assistance Payments	405.00	287670
K-30776	922	02/2024	2/2/2024	hcv-s8	4715-00-000 Housing Assistance Payments	635.00	287671
K-30777	922	02/2024	2/2/2024	hcv-s8	4715-00-000 Housing Assistance Payments	858.00	287672
				hcv-vash	4715-00-000 Housing Assistance Payments	1,012.00	287672
K-30778	922	02/2024	2/2/2024	hcv-ned	4715-00-000 Housing Assistance Payments	743.00	287673

Check Register

For Period = Feb 2024

Control	Batch	Period	Date	Property	Account	Amount	Reference
K-30779	922	02/2024	2/2/2024	hcv-s8	4715-00-000 Housing Assistance Payments	1,450.00	287674
K-30780	922	02/2024	2/2/2024	hcv-s8	4715-00-000 Housing Assistance Payments	944.00	287675
				hcv-vash	4715-00-000 Housing Assistance Payments	450.00	287675
K-30781	922	02/2024	2/2/2024	hcv-tpv	4715-00-000 Housing Assistance Payments	2,475.00	287676
K-30782	922	02/2024	2/2/2024	hcv-s8	4715-00-000 Housing Assistance Payments	815.00	287677
K-30783	922	02/2024	2/2/2024	hcv-s8	4715-00-000 Housing Assistance Payments	1,196.00	287678
				hcv-s8	4715-00-000 Housing Assistance Payments	1,471.00	287678
K-30784	922	02/2024	2/2/2024	hcv-s8	4715-00-000 Housing Assistance Payments	1,871.00	287679
K-30785	922	02/2024	2/2/2024	hcv-s8	4715-00-000 Housing Assistance Payments	1,298.00	287680
K-30786	922	02/2024	2/2/2024	hcv-s8	4715-00-000 Housing Assistance Payments	973.00	287681
K-30787	922	02/2024	2/2/2024	hcv-s8	4715-00-000 Housing Assistance Payments	905.00	287682
K-30788	922	02/2024	2/2/2024	hcv-s8	4715-00-000 Housing Assistance Payments	1,014.00	287683
				hcv-s8	4715-00-000 Housing Assistance Payments	634.00	287683
				hcv-s8	4715-00-000 Housing Assistance Payments	2,095.00	287683
				hcv-s8	4715-00-000 Housing Assistance Payments	1,825.00	287683
				hcv-s8	4715-00-000 Housing Assistance Payments	1,992.00	287683
				hcv-ned	4715-00-000 Housing Assistance Payments	177.00	287683
				hcv-ned	4715-00-000 Housing Assistance Payments	1,098.00	287683
				hcv-ned	4715-00-000 Housing Assistance Payments	1,098.00	287683
				hcv-vash	4715-00-000 Housing Assistance Payments	1,245.00	287683
K-30789	922	02/2024	2/2/2024	hcv-ehv	4715-10-000 EHV HAP Expense	2,550.00	287684
K-30790	922	02/2024	2/2/2024	hcv-s8	4715-00-000 Housing Assistance Payments	1,398.00	287685
				hcv-s8	4715-00-000 Housing Assistance Payments	719.00	287685
K-30791	922	02/2024	2/2/2024	hcv-s8	4715-00-000 Housing Assistance Payments	990.00	287686
K-30792	922	02/2024	2/2/2024	hcv-s8	4715-00-000 Housing Assistance Payments	1,633.00	287687
K-30793	922	02/2024	2/2/2024	hcv-ned	4715-00-000 Housing Assistance Payments	989.00	287688
K-30794	922	02/2024	2/2/2024	hcv-s8	4715-00-000 Housing Assistance Payments	1,836.00	287689
				portin	4585-00-000 Port-In HAP Expense	1,800.00	287689
K-30795	922	02/2024	2/2/2024	hcv-s8	4715-00-000 Housing Assistance Payments	937.00	287690
				hcv-s8	4715-00-000 Housing Assistance Payments	902.00	287690
K-30796	922	02/2024	2/2/2024	hcv-s8	4715-00-000 Housing Assistance Payments	1,009.00	287691
				hcv-s8	4715-00-000 Housing Assistance Payments	601.00	287691
				hcv-ned	4715-00-000 Housing Assistance Payments	989.00	287691
				hcv-s8	4715-00-000 Housing Assistance Payments	-1,375.00	287691
K-30797	922	02/2024	2/2/2024	hcv-s8	4715-00-000 Housing Assistance Payments	1,395.00	287692
K-30798	922	02/2024	2/2/2024	hcv-vash	4715-00-000 Housing Assistance Payments	849.00	287693
				hcv-vash	4715-00-000 Housing Assistance Payments	928.00	287693
				hcv-s8	4715-00-000 Housing Assistance Payments	989.00	287693
K-30799	922	02/2024	2/2/2024	hcv-tpv	4715-00-000 Housing Assistance Payments	1,154.00	287694
				hcv-tpv	4715-00-000 Housing Assistance Payments	1,173.00	287694
				hcv-s8	4715-00-000 Housing Assistance Payments	1,071.00	287694
				hcv-s8	4715-00-000 Housing Assistance Payments	1,375.00	287694
				hcv-s8	4715-00-000 Housing Assistance Payments	1,185.00	287694
				hcv-s8	4715-00-000 Housing Assistance Payments	858.00	287694
				hcv-s8	4715-00-000 Housing Assistance Payments	1,173.00	287694
				hcv-s8	4715-00-000 Housing Assistance Payments	565.00	287694
				hcv-s8	4715-00-000 Housing Assistance Payments	1,152.00	287694
				hcv-s8	4715-00-000 Housing Assistance Payments	416.00	287694
				hcv-ned	4715-00-000 Housing Assistance Payments	1,075.00	287694
				hcv-ned	4715-00-000 Housing Assistance Payments	1,142.00	287694
				hcv-ned	4715-00-000 Housing Assistance Payments	992.00	287694
				hcv-ned	4715-00-000 Housing Assistance Payments	958.00	287694

Check Register

For Period = Feb 2024

Control	Batch	Period	Date	Property	Account	Amount	Reference
K-30800	922	02/2024	2/2/2024	hcv-s8	4715-00-000 Housing Assistance Payments	2,008.00	287695
K-30801	922	02/2024	2/2/2024	hcv-s8	4715-00-000 Housing Assistance Payments	866.00	287696
				hcv-s8	4715-00-000 Housing Assistance Payments	1,964.00	287696
				hcv-s8	4715-00-000 Housing Assistance Payments	677.00	287696
				hcv-s8	4715-00-000 Housing Assistance Payments	1,192.00	287696
				hcv-s8	4715-00-000 Housing Assistance Payments	1,028.00	287696
				hcv-vash	4715-00-000 Housing Assistance Payments	1,398.00	287696
K-30802	922	02/2024	2/2/2024	hcv-s8	4715-00-000 Housing Assistance Payments	1,003.00	287697
K-30803	922	02/2024	2/2/2024	hcv-s8	4715-00-000 Housing Assistance Payments	2,702.00	287698
K-30804	922	02/2024	2/2/2024	hcv-s8	4715-00-000 Housing Assistance Payments	2,300.00	287699
				hcv-s8	4715-00-000 Housing Assistance Payments	687.00	287699
				hcv-s8	4715-00-000 Housing Assistance Payments	2,400.00	287699
K-30805	922	02/2024	2/2/2024	hcv-s8	4715-00-000 Housing Assistance Payments	-224.00	287700
				hcv-s8	4715-00-000 Housing Assistance Payments	-1,158.00	287700
				hcv-s8	4715-00-000 Housing Assistance Payments	1,158.00	287700
				hcv-s8	4715-00-000 Housing Assistance Payments	1,339.00	287700
				hcv-s8	4715-00-000 Housing Assistance Payments	17.00	287700
				hcv-ehv	4715-10-000 EHV HAP Expense	803.00	287700
K-30806	922	02/2024	2/2/2024	hcv-s8	4715-00-000 Housing Assistance Payments	930.00	287701
				hcv-s8	4715-00-000 Housing Assistance Payments	839.00	287701
				hcv-s8	4715-00-000 Housing Assistance Payments	1,286.00	287701
				hcv-s8	4715-00-000 Housing Assistance Payments	1,651.00	287701
				hcv-s8	4715-00-000 Housing Assistance Payments	1,309.00	287701
				hcv-s8	4715-00-000 Housing Assistance Payments	992.00	287701
				hcv-ned	4715-00-000 Housing Assistance Payments	1,083.00	287701
K-30807	922	02/2024	2/2/2024	hcv-s8	4715-00-000 Housing Assistance Payments	1,220.00	287702
				hcv-s8	4715-00-000 Housing Assistance Payments	1,105.00	287702
				hcv-ned	4715-00-000 Housing Assistance Payments	1,572.00	287702
				hcv-s8	4715-00-000 Housing Assistance Payments	1,143.00	287702
				hcv-vash	4715-00-000 Housing Assistance Payments	1,111.00	287702
K-30808	922	02/2024	2/2/2024	hcv-s8	4715-00-000 Housing Assistance Payments	1,224.00	287703
				hcv-s8	4715-00-000 Housing Assistance Payments	1,550.00	287703
K-30809	922	02/2024	2/2/2024	hcv-s8	4715-00-000 Housing Assistance Payments	2,025.00	287704
K-30810	922	02/2024	2/2/2024	hcv-s8	4715-00-000 Housing Assistance Payments	1,179.00	287705
				hcv-s8	4715-00-000 Housing Assistance Payments	1,065.00	287705
				hcv-s8	4715-00-000 Housing Assistance Payments	1,902.00	287705
				hcv-s8	4715-00-000 Housing Assistance Payments	1,650.00	287705
				hcv-s8	4715-00-000 Housing Assistance Payments	1,368.00	287705
				hcv-s8	4715-00-000 Housing Assistance Payments	1,162.00	287705
				hcv-s8	4715-00-000 Housing Assistance Payments	1,272.00	287705
				hcv-s8	4715-00-000 Housing Assistance Payments	1,555.00	287705
				hcv-ned	4715-00-000 Housing Assistance Payments	805.00	287705
				hcv-ned	4715-00-000 Housing Assistance Payments	1,248.00	287705
				hcv-ned	4715-00-000 Housing Assistance Payments	1,248.00	287705
				hcv-vash	4715-00-000 Housing Assistance Payments	1,375.00	287705
K-30811	922	02/2024	2/2/2024	hcv-s8	4715-00-000 Housing Assistance Payments	1,651.00	287706
				hcv-s8	4715-00-000 Housing Assistance Payments	2,144.00	287706
K-30812	922	02/2024	2/2/2024	hcv-vash	4715-00-000 Housing Assistance Payments	2,101.00	287707
K-30813	922	02/2024	2/2/2024	hcv-s8	4715-00-000 Housing Assistance Payments	343.00	287708
K-30814	922	02/2024	2/2/2024	hcv-s8	4715-00-000 Housing Assistance Payments	1,913.00	287709
K-30815	922	02/2024	2/2/2024	hcv-s8	4715-00-000 Housing Assistance Payments	888.00	287710
K-30816	922	02/2024	2/2/2024	hcv-s8	4715-00-000 Housing Assistance Payments	1,500.00	287711

Check Register

For Period = Feb 2024

Control	Batch	Period	Date	Property	Account	Amount	Reference
K-30817	922	02/2024	2/2/2024	hcv-s8	4715-00-000 Housing Assistance Payments	1,030.00	287712
K-30818	922	02/2024	2/2/2024	hcv-s8	4715-00-000 Housing Assistance Payments	2,150.00	287713
K-30819	922	02/2024	2/2/2024	hcv-s8	4715-00-000 Housing Assistance Payments	218.00	287714
K-30820	922	02/2024	2/2/2024	hcv-s8	4715-00-000 Housing Assistance Payments	385.00	287715
K-30821	922	02/2024	2/2/2024	hcv-s8	4715-00-000 Housing Assistance Payments	634.00	287716
				hcv-s8	4715-00-000 Housing Assistance Payments	1,231.00	287716
K-30822	922	02/2024	2/2/2024	hcv-s8	4715-00-000 Housing Assistance Payments	2,441.00	287717
K-30823	922	02/2024	2/2/2024	hcv-s8	4715-00-000 Housing Assistance Payments	960.00	287718
K-30824	922	02/2024	2/2/2024	hcv-ned	4715-00-000 Housing Assistance Payments	1,600.00	287719
K-30825	922	02/2024	2/2/2024	hcv-ned	4715-00-000 Housing Assistance Payments	865.00	287720
				hcv-ned	4715-00-000 Housing Assistance Payments	-335.00	287720
				hcv-ned	4715-00-000 Housing Assistance Payments	873.00	287720
				hcv-s8	4715-00-000 Housing Assistance Payments	899.00	287720
				hcv-s8	4715-00-000 Housing Assistance Payments	1,006.00	287720
				hcv-s8	4715-00-000 Housing Assistance Payments	855.00	287720
				hcv-s8	4715-00-000 Housing Assistance Payments	842.00	287720
K-30826	922	02/2024	2/2/2024	hcv-s8	4715-00-000 Housing Assistance Payments	1,260.00	287721
				hcv-ned	4715-00-000 Housing Assistance Payments	1,357.00	287721
				hcv-s8	4715-00-000 Housing Assistance Payments	620.00	287721
				hcv-s8	4715-00-000 Housing Assistance Payments	1,185.00	287721
K-30827	922	02/2024	2/2/2024	hcv-s8	4715-00-000 Housing Assistance Payments	2,079.00	287722
				hcv-s8	4715-00-000 Housing Assistance Payments	1,612.00	287722
K-30828	922	02/2024	2/2/2024	hcv-ned	4715-00-000 Housing Assistance Payments	1,686.00	287723
K-30829	922	02/2024	2/2/2024	hcv-ned	4715-00-000 Housing Assistance Payments	1,398.00	287724
K-30830	922	02/2024	2/2/2024	hcv-s8	4715-00-000 Housing Assistance Payments	1,137.00	287725
K-30831	922	02/2024	2/2/2024	hcv-s8	4715-00-000 Housing Assistance Payments	1,101.00	287726
K-30832	922	02/2024	2/2/2024	hcv-s8	4715-00-000 Housing Assistance Payments	658.00	287727
K-30833	922	02/2024	2/2/2024	hcv-s8	4715-00-000 Housing Assistance Payments	1,825.00	287728
K-30834	922	02/2024	2/2/2024	hcv-s8	4715-00-000 Housing Assistance Payments	803.00	287729
K-30835	922	02/2024	2/2/2024	hcv-ned	4715-00-000 Housing Assistance Payments	896.00	287730
K-30836	922	02/2024	2/2/2024	hcv-s8	4715-00-000 Housing Assistance Payments	2,481.00	287731
K-30837	922	02/2024	2/2/2024	hcv-ehv	4715-10-000 EHV HAP Expense	1,093.00	287732
K-30838	922	02/2024	2/2/2024	hcv-s8	4715-00-000 Housing Assistance Payments	883.00	287733
				hcv-s8	4715-00-000 Housing Assistance Payments	2,100.00	287733
				hcv-s8	4715-00-000 Housing Assistance Payments	1,216.00	287733
				hcv-vash	4715-00-000 Housing Assistance Payments	713.00	287733
K-30839	922	02/2024	2/2/2024	hcv-s8	4715-00-000 Housing Assistance Payments	1,250.00	287734
K-30840	922	02/2024	2/2/2024	hcv-s8	4715-00-000 Housing Assistance Payments	2,143.00	287735
K-30841	922	02/2024	2/2/2024	hcv-s8	4715-00-000 Housing Assistance Payments	1,227.00	287736
K-30842	922	02/2024	2/2/2024	hcv-s8	4715-00-000 Housing Assistance Payments	1,941.00	287737
				hcv-s8	4715-00-000 Housing Assistance Payments	837.00	287737
				hcv-s8	4715-00-000 Housing Assistance Payments	396.00	287737
				hcv-s8	4715-00-000 Housing Assistance Payments	1,100.00	287737
				hcv-s8	4715-00-000 Housing Assistance Payments	964.00	287737
				hcv-ned	4715-00-000 Housing Assistance Payments	938.00	287737
				hcv-ned	4715-00-000 Housing Assistance Payments	834.00	287737
K-30843	922	02/2024	2/2/2024	hcv-ehv	4715-10-000 EHV HAP Expense	1,180.00	287738
K-30844	922	02/2024	2/2/2024	hcv-s8	4715-00-000 Housing Assistance Payments	744.00	287739
K-30845	922	02/2024	2/2/2024	hcv-ned	4715-00-000 Housing Assistance Payments	277.00	287740
K-30846	922	02/2024	2/2/2024	hcv-s8	4715-00-000 Housing Assistance Payments	1,505.00	287741
K-30847	922	02/2024	2/2/2024	hcv-s8	4715-00-000 Housing Assistance Payments	1,381.00	287742
K-30848	922	02/2024	2/2/2024	hcv-s8	4715-00-000 Housing Assistance Payments	1,708.00	287743

Check Register

For Period = Feb 2024

Control	Batch	Period	Date	Property	Account	Amount	Reference
K-30849	922	02/2024	2/2/2024	hcv-s8	4715-00-000 Housing Assistance Payments	2,435.00	287744
				hcv-s8	4715-00-000 Housing Assistance Payments	1,974.00	287744
				hcv-s8	4715-00-000 Housing Assistance Payments	1,799.00	287744
				hcv-s8	4715-00-000 Housing Assistance Payments	2,086.00	287744
K-30850	922	02/2024	2/2/2024	hcv-s8	4715-00-000 Housing Assistance Payments	810.00	287745
K-30851	922	02/2024	2/2/2024	hcv-s8	4715-00-000 Housing Assistance Payments	1,493.00	287746
K-30852	922	02/2024	2/2/2024	hcv-s8	4715-00-000 Housing Assistance Payments	491.00	287747
K-30853	922	02/2024	2/2/2024	hcv-s8	4715-00-000 Housing Assistance Payments	792.00	287748
K-30854	922	02/2024	2/2/2024	hcv-s8	4715-00-000 Housing Assistance Payments	1,188.00	287749
				hcv-s8	4715-00-000 Housing Assistance Payments	1,724.00	287749
				hcv-s8	4715-00-000 Housing Assistance Payments	2,095.00	287749
				hcv-s8	4715-00-000 Housing Assistance Payments	1,594.00	287749
				hcv-s8	4715-00-000 Housing Assistance Payments	1,174.00	287749
				hcv-ned	4715-00-000 Housing Assistance Payments	1,130.00	287749
				hcv-ned	4715-00-000 Housing Assistance Payments	1,848.00	287749
K-30855	922	02/2024	2/2/2024	hcv-vash	4715-00-000 Housing Assistance Payments	1,146.00	287750
				hcv-s8	4715-00-000 Housing Assistance Payments	1,288.00	287750
				hcv-vash	4715-00-000 Housing Assistance Payments	913.00	287750
				hcv-vash	4715-00-000 Housing Assistance Payments	1,395.00	287750
				hcv-vash	4715-00-000 Housing Assistance Payments	1,185.00	287750
				hcv-vash	4715-00-000 Housing Assistance Payments	1,169.00	287750
K-30856	922	02/2024	2/2/2024	hcv-s8	4715-00-000 Housing Assistance Payments	1,670.00	287751
				hcv-s8	4715-00-000 Housing Assistance Payments	1,600.00	287751
K-30857	922	02/2024	2/2/2024	hcv-s8	4715-00-000 Housing Assistance Payments	-594.00	287752
				hcv-s8	4715-00-000 Housing Assistance Payments	1,077.00	287752
				hcv-s8	4715-00-000 Housing Assistance Payments	1,459.00	287752
				hcv-s8	4715-00-000 Housing Assistance Payments	1,305.00	287752
				hcv-s8	4715-00-000 Housing Assistance Payments	1,475.00	287752
K-30858	922	02/2024	2/2/2024	hcv-ehv	4715-10-000 EHV HAP Expense	990.00	287753
				hcv-s8	4715-00-000 Housing Assistance Payments	987.00	287753
				hcv-s8	4715-00-000 Housing Assistance Payments	478.00	287753
				hcv-s8	4715-00-000 Housing Assistance Payments	541.00	287753
K-30859	922	02/2024	2/2/2024	hcv-s8	4715-00-000 Housing Assistance Payments	1,320.00	287754
				hcv-s8	4715-00-000 Housing Assistance Payments	1,306.00	287754
				hcv-s8	4715-00-000 Housing Assistance Payments	1,097.00	287754
K-30860	922	02/2024	2/2/2024	hcv-s8	4715-00-000 Housing Assistance Payments	2,409.00	287755
				hcv-s8	4715-00-000 Housing Assistance Payments	1,878.00	287755
				hcv-s8	4715-00-000 Housing Assistance Payments	2,748.00	287755
K-30861	922	02/2024	2/2/2024	hcv-s8	4715-00-000 Housing Assistance Payments	532.00	287756
K-30862	922	02/2024	2/2/2024	hcv-s8	4715-00-000 Housing Assistance Payments	2,100.00	287757
K-30863	922	02/2024	2/2/2024	hcv-s8	4715-00-000 Housing Assistance Payments	756.00	287758
K-30864	922	02/2024	2/2/2024	hcv-s8	4715-00-000 Housing Assistance Payments	1,117.00	287759
				hcv-s8	4715-00-000 Housing Assistance Payments	1,135.00	287759
				hcv-ehv	4715-10-000 EHV HAP Expense	1,226.00	287759
K-30865	922	02/2024	2/2/2024	hcv-s8	4715-00-000 Housing Assistance Payments	1,234.00	287760
				hcv-vash	4715-00-000 Housing Assistance Payments	1,741.00	287760
K-30866	922	02/2024	2/2/2024	hcv-s8	4715-00-000 Housing Assistance Payments	1,898.00	287761
K-30867	922	02/2024	2/2/2024	hcv-s8	4715-00-000 Housing Assistance Payments	509.00	287762
K-30868	922	02/2024	2/2/2024	hcv-s8	4715-00-000 Housing Assistance Payments	2,266.00	287763
K-30869	922	02/2024	2/2/2024	hcv-s8	4715-00-000 Housing Assistance Payments	1,275.00	287764
K-30870	922	02/2024	2/2/2024	hcv-s8	4715-00-000 Housing Assistance Payments	982.00	287765
K-30871	922	02/2024	2/2/2024	hcv-s8	4715-00-000 Housing Assistance Payments	886.00	287766

Check Register

For Period = Feb 2024

Control	Batch	Period	Date	Property	Account	Amount	Reference
				hcv-s8	4715-00-000 Housing Assistance Payments	212.00	287766
				hcv-s8	4715-00-000 Housing Assistance Payments	919.00	287766
K-30872	922	02/2024	2/2/2024	hcv-s8	4715-00-000 Housing Assistance Payments	1,195.00	287767
				hcv-s8	4715-00-000 Housing Assistance Payments	1,126.00	287767
				hcv-s8	4715-00-000 Housing Assistance Payments	1,331.00	287767
K-30873	922	02/2024	2/2/2024	hcv-s8	4715-00-000 Housing Assistance Payments	1,133.00	287768
				hcv-s8	4715-00-000 Housing Assistance Payments	1,254.00	287768
				hcv-s8	4715-00-000 Housing Assistance Payments	1,290.00	287768
				hcv-vash	4715-00-000 Housing Assistance Payments	1,213.00	287768
				hcv-vash	4715-00-000 Housing Assistance Payments	1,192.00	287768
				hcv-vash	4715-00-000 Housing Assistance Payments	800.00	287768
				hcv-vash	4715-00-000 Housing Assistance Payments	1,074.00	287768
				hcv-vash	4715-00-000 Housing Assistance Payments	899.00	287768
				hcv-vash	4715-00-000 Housing Assistance Payments	1,050.00	287768
				hcv-vash	4715-00-000 Housing Assistance Payments	1,225.00	287768
				hcv-vash	4715-00-000 Housing Assistance Payments	1,225.00	287768
				hcv-vash	4715-00-000 Housing Assistance Payments	940.00	287768
				hcv-vash	4715-00-000 Housing Assistance Payments	943.00	287768
				hcv-vash	4715-00-000 Housing Assistance Payments	1,113.00	287768
				hcv-vash	4715-00-000 Housing Assistance Payments	765.00	287768
				hcv-vash	4715-00-000 Housing Assistance Payments	730.00	287768
				hcv-vash	4715-00-000 Housing Assistance Payments	972.00	287768
				hcv-vash	4715-00-000 Housing Assistance Payments	935.00	287768
				hcv-vash	4715-00-000 Housing Assistance Payments	805.00	287768
				hcv-vash	4715-00-000 Housing Assistance Payments	741.00	287768
				hcv-vash	4715-00-000 Housing Assistance Payments	885.00	287768
				hcv-vash	4715-00-000 Housing Assistance Payments	986.00	287768
				hcv-vash	4715-00-000 Housing Assistance Payments	985.00	287768
				hcv-vash	4715-00-000 Housing Assistance Payments	879.00	287768
K-30874	922	02/2024	2/2/2024	hcv-s8	4715-00-000 Housing Assistance Payments	528.00	287769
				hcv-s8	4715-00-000 Housing Assistance Payments	2,233.00	287769
				hcv-s8	4715-00-000 Housing Assistance Payments	997.00	287769
K-30875	922	02/2024	2/2/2024	hcv-s8	4715-00-000 Housing Assistance Payments	1,428.00	287770
				hcv-s8	4715-00-000 Housing Assistance Payments	2,211.00	287770
K-30876	922	02/2024	2/2/2024	hcv-s8	4715-00-000 Housing Assistance Payments	1,409.00	287771
				hcv-s8	4715-00-000 Housing Assistance Payments	2,150.00	287771
				hcv-s8	4715-00-000 Housing Assistance Payments	2,150.00	287771
				hcv-s8	4715-00-000 Housing Assistance Payments	1,091.00	287771
				hcv-s8	4715-00-000 Housing Assistance Payments	1,333.00	287771
				hcv-s8	4715-00-000 Housing Assistance Payments	1,273.00	287771
				hcv-s8	4715-00-000 Housing Assistance Payments	2,150.00	287771
K-30877	922	02/2024	2/2/2024	hcv-s8	4715-00-000 Housing Assistance Payments	1,104.00	287772
K-30878	922	02/2024	2/2/2024	hcv-s8	4715-00-000 Housing Assistance Payments	504.00	287773
				hcv-s8	4715-00-000 Housing Assistance Payments	124.00	287773
				hcv-ned	4715-00-000 Housing Assistance Payments	490.00	287773
				hcv-ned	4715-00-000 Housing Assistance Payments	601.00	287773
K-30879	922	02/2024	2/2/2024	hcv-s8	4715-00-000 Housing Assistance Payments	1,144.00	287774
K-30880	922	02/2024	2/2/2024	hcv-s8	4715-00-000 Housing Assistance Payments	1,300.00	287775
K-30881	922	02/2024	2/2/2024	hcv-s8	4715-00-000 Housing Assistance Payments	1,633.00	287776
K-30882	922	02/2024	2/2/2024	hcv-s8	4715-00-000 Housing Assistance Payments	514.00	287777
K-30883	922	02/2024	2/2/2024	hcv-s8	4715-00-000 Housing Assistance Payments	774.00	287778
				hcv-s8	4715-00-000 Housing Assistance Payments	559.00	287778

Check Register

For Period = Feb 2024

Control	Batch	Period	Date	Property	Account	Amount	Reference
K-30884	922	02/2024	2/2/2024	hcv-s8	4715-00-000 Housing Assistance Payments	1,288.00	287779
K-30885	922	02/2024	2/2/2024	hcv-s8	4715-00-000 Housing Assistance Payments	344.00	287780
				hcv-s8	4715-00-000 Housing Assistance Payments	180.00	287780
				hcv-vash	4715-00-000 Housing Assistance Payments	1,435.00	287780
K-30886	922	02/2024	2/2/2024	hcv-s8	4715-00-000 Housing Assistance Payments	727.00	287781
K-30887	922	02/2024	2/2/2024	hcv-s8	4715-00-000 Housing Assistance Payments	1,057.00	287782
K-30888	922	02/2024	2/2/2024	hcv-s8	4715-00-000 Housing Assistance Payments	1,722.00	287783
				hcv-ehv	4715-10-000 EHV HAP Expense	2,170.00	287783
				hcv-s8	4715-00-000 Housing Assistance Payments	2,008.00	287783
				hcv-s8	4715-00-000 Housing Assistance Payments	741.00	287783
				hcv-s8	4715-00-000 Housing Assistance Payments	1,910.00	287783
				hcv-s8	4715-00-000 Housing Assistance Payments	2,034.00	287783
				hcv-s8	4715-00-000 Housing Assistance Payments	1,504.00	287783
				hcv-s8	4715-00-000 Housing Assistance Payments	1,188.00	287783
				hcv-s8	4715-00-000 Housing Assistance Payments	1,739.00	287783
				hcv-s8	4715-00-000 Housing Assistance Payments	2,211.00	287783
				hcv-ned	4715-00-000 Housing Assistance Payments	1,216.00	287783
				hcv-vash	4715-00-000 Housing Assistance Payments	1,394.00	287783
				hcv-ned	4715-00-000 Housing Assistance Payments	1,096.00	287783
				hcv-vash	4715-00-000 Housing Assistance Payments	480.00	287783
K-30889	922	02/2024	2/2/2024	hcv-s8	4715-00-000 Housing Assistance Payments	1,550.00	287784
K-30890	922	02/2024	2/2/2024	hcv-s8	4715-00-000 Housing Assistance Payments	1,294.00	287785
K-30891	922	02/2024	2/2/2024	hcv-s8	4715-00-000 Housing Assistance Payments	1,274.00	287786
				hcv-s8	4715-00-000 Housing Assistance Payments	1,400.00	287786
				hcv-s8	4715-00-000 Housing Assistance Payments	342.00	287786
K-30892	922	02/2024	2/2/2024	hcv-s8	4715-00-000 Housing Assistance Payments	794.00	287787
				hcv-s8	4715-00-000 Housing Assistance Payments	1,016.00	287787
				hcv-pbv	4715-00-000 Housing Assistance Payments	1,164.00	287787
				hcv-s8	4715-00-000 Housing Assistance Payments	999.00	287787
				hcv-ehv	4715-10-000 EHV HAP Expense	1,050.00	287787
				hcv-ned	4715-00-000 Housing Assistance Payments	457.00	287787
				hcv-ned	4715-00-000 Housing Assistance Payments	870.00	287787
				cr_pbv	4715-00-000 Housing Assistance Payments	1,263.00	287787
				cr_pbv	4715-00-000 Housing Assistance Payments	1,702.00	287787
				cr_pbv	4715-00-000 Housing Assistance Payments	1,900.00	287787
				hcv-s8	4715-00-000 Housing Assistance Payments	1,033.00	287787
				hcv-s8	4715-00-000 Housing Assistance Payments	123.00	287787
				hcv-s8	4715-00-000 Housing Assistance Payments	785.00	287787
				hcv-s8	4715-00-000 Housing Assistance Payments	840.00	287787
				hcv-s8	4715-00-000 Housing Assistance Payments	243.00	287787
				hcv-s8	4715-00-000 Housing Assistance Payments	1,017.00	287787
				hcv-s8	4715-00-000 Housing Assistance Payments	840.00	287787
				hcv-s8	4715-00-000 Housing Assistance Payments	704.00	287787
				hcv-s8	4715-00-000 Housing Assistance Payments	642.00	287787
				hcv-ned	4715-00-000 Housing Assistance Payments	1,050.00	287787
				cr_pbv	4715-00-000 Housing Assistance Payments	1,269.00	287787
				cr_pbv	4715-00-000 Housing Assistance Payments	839.00	287787
				cr_pbv	4715-00-000 Housing Assistance Payments	1,027.00	287787
				cr_pbv	4715-00-000 Housing Assistance Payments	1,250.00	287787
				cr_pbv	4715-00-000 Housing Assistance Payments	259.00	287787
				cr_pbv	4715-00-000 Housing Assistance Payments	1,300.00	287787
				hcv-vash	4715-00-000 Housing Assistance Payments	676.00	287787

Check Register

For Period = Feb 2024

Control	Batch	Period	Date	Property	Account	Amount	Reference
				cr_pbv	4715-00-000 Housing Assistance Payments	1,453.00	287787
				cr_pbv	4715-00-000 Housing Assistance Payments	33.00	287787
				cr_pbv	4715-00-000 Housing Assistance Payments	1,356.00	287787
				cr_pbv	4715-00-000 Housing Assistance Payments	-1,185.00	287787
				cr_pbv	4715-00-000 Housing Assistance Payments	1,183.00	287787
				cr_pbv	4715-00-000 Housing Assistance Payments	1,183.00	287787
				cr_pbv	4715-00-000 Housing Assistance Payments	891.00	287787
				cr_pbv	4715-00-000 Housing Assistance Payments	847.00	287787
				cr_pbv	4715-00-000 Housing Assistance Payments	683.00	287787
				cr_pbv	4715-00-000 Housing Assistance Payments	1,250.00	287787
				cr_pbv	4715-00-000 Housing Assistance Payments	1,250.00	287787
K-30893	922	02/2024	2/2/2024	hcv-s8	4715-00-000 Housing Assistance Payments	546.00	287788
K-30894	922	02/2024	2/2/2024	hcv-s8	4715-00-000 Housing Assistance Payments	896.00	287789
K-30895	922	02/2024	2/2/2024	hcv-ehv	4715-10-000 EHV HAP Expense	1,195.00	287790
				hcv-s8	4715-00-000 Housing Assistance Payments	678.00	287790
				hcv-s8	4715-00-000 Housing Assistance Payments	1,050.00	287790
				hcv-s8	4715-00-000 Housing Assistance Payments	1,015.00	287790
				hcv-s8	4715-00-000 Housing Assistance Payments	944.00	287790
				hcv-s8	4715-00-000 Housing Assistance Payments	808.00	287790
				hcv-s8	4715-00-000 Housing Assistance Payments	1,175.00	287790
				hcv-s8	4715-00-000 Housing Assistance Payments	964.00	287790
				hcv-s8	4715-00-000 Housing Assistance Payments	-965.00	287790
				hcv-s8	4715-00-000 Housing Assistance Payments	-965.00	287790
				hcv-s8	4715-00-000 Housing Assistance Payments	-965.00	287790
				hcv-s8	4715-00-000 Housing Assistance Payments	1,007.00	287790
				hcv-s8	4715-00-000 Housing Assistance Payments	-853.00	287790
				hcv-s8	4715-00-000 Housing Assistance Payments	-853.00	287790
				hcv-s8	4715-00-000 Housing Assistance Payments	-853.00	287790
				hcv-ned	4715-00-000 Housing Assistance Payments	984.00	287790
				hcv-ned	4715-00-000 Housing Assistance Payments	934.00	287790
				hcv-ned	4715-00-000 Housing Assistance Payments	1,063.00	287790
				hcv-s8	4715-00-000 Housing Assistance Payments	854.00	287790
K-30896	922	02/2024	2/2/2024	hcv-s8	4715-00-000 Housing Assistance Payments	402.00	287791
				hcv-s8	4715-00-000 Housing Assistance Payments	408.00	287791
				hcv-s8	4715-00-000 Housing Assistance Payments	542.00	287791
				hcv-s8	4715-00-000 Housing Assistance Payments	579.00	287791
K-30897	922	02/2024	2/2/2024	hcv-s8	4715-00-000 Housing Assistance Payments	963.00	287792
K-30898	922	02/2024	2/2/2024	hcv-s8	4715-00-000 Housing Assistance Payments	2,500.00	287793
K-30899	922	02/2024	2/2/2024	hcv-ned	4715-00-000 Housing Assistance Payments	1,322.00	287794
				hcv-ned	4715-00-000 Housing Assistance Payments	1,322.00	287794
				hcv-ned	4715-00-000 Housing Assistance Payments	1,322.00	287794
K-30900	922	02/2024	2/2/2024	hcv-s8	4715-00-000 Housing Assistance Payments	2,072.00	287795
				hcv-s8	4715-00-000 Housing Assistance Payments	177.00	287795
				hcv-s8	4715-00-000 Housing Assistance Payments	2,555.00	287795
				hcv-s8	4715-00-000 Housing Assistance Payments	836.00	287795
				hcv-s8	4715-00-000 Housing Assistance Payments	1,929.00	287795
				hcv-s8	4715-00-000 Housing Assistance Payments	2,293.00	287795
K-30901	922	02/2024	2/2/2024	hcv-s8	4715-00-000 Housing Assistance Payments	550.00	287796
K-30902	922	02/2024	2/2/2024	hcv-s8	4715-00-000 Housing Assistance Payments	1,294.00	287797
K-30903	922	02/2024	2/2/2024	hcv-s8	4715-00-000 Housing Assistance Payments	1,424.00	287798
K-30904	922	02/2024	2/2/2024	hcv-s8	4715-00-000 Housing Assistance Payments	1,166.00	287799
				hcv-s8	4715-00-000 Housing Assistance Payments	1,092.00	287799

Check Register

For Period = Feb 2024

Control	Batch	Period	Date	Property	Account	Amount	Reference
K-30905	922	02/2024	2/2/2024	hcv-s8	4715-00-000 Housing Assistance Payments	2,595.00	287800
K-30906	922	02/2024	2/2/2024	hcv-s8	4715-00-000 Housing Assistance Payments	574.00	287801
K-30907	922	02/2024	2/2/2024	hcv-s8	4715-00-000 Housing Assistance Payments	1,167.00	287802
				hcv-s8	4715-00-000 Housing Assistance Payments	1,550.00	287802
K-30908	922	02/2024	2/2/2024	hcv-s8	4715-00-000 Housing Assistance Payments	2,073.00	287803
				hcv-s8	4715-00-000 Housing Assistance Payments	214.00	287803
				hcv-s8	4715-00-000 Housing Assistance Payments	636.00	287803
K-30909	922	02/2024	2/2/2024	hcv-s8	4715-00-000 Housing Assistance Payments	620.00	287804
K-30910	922	02/2024	2/2/2024	hcv-s8	4715-00-000 Housing Assistance Payments	1,248.00	287805
				hcv-s8	4715-00-000 Housing Assistance Payments	1,577.00	287805
				hcv-s8	4715-00-000 Housing Assistance Payments	1,034.00	287805
				hcv-s8	4715-00-000 Housing Assistance Payments	1,258.00	287805
				hcv-s8	4715-00-000 Housing Assistance Payments	1,570.00	287805
				hcv-s8	4715-00-000 Housing Assistance Payments	1,643.00	287805
				hcv-s8	4715-00-000 Housing Assistance Payments	957.00	287805
				hcv-s8	4715-00-000 Housing Assistance Payments	1,054.00	287805
				hcv-s8	4715-00-000 Housing Assistance Payments	1,000.00	287805
				hcv-s8	4715-00-000 Housing Assistance Payments	1,179.00	287805
				hcv-s8	4715-00-000 Housing Assistance Payments	1,954.00	287805
				hcv-s8	4715-00-000 Housing Assistance Payments	847.00	287805
				hcv-s8	4715-00-000 Housing Assistance Payments	1,826.00	287805
				hcv-s8	4715-00-000 Housing Assistance Payments	1,337.00	287805
				hcv-s8	4715-00-000 Housing Assistance Payments	1,326.00	287805
				hcv-s8	4715-00-000 Housing Assistance Payments	1,139.00	287805
				hcv-s8	4715-00-000 Housing Assistance Payments	1,486.00	287805
				hcv-s8	4715-00-000 Housing Assistance Payments	1,104.00	287805
				hcv-s8	4715-00-000 Housing Assistance Payments	1,335.00	287805
				hcv-ned	4715-00-000 Housing Assistance Payments	970.00	287805
				hcv-ned	4715-00-000 Housing Assistance Payments	1,293.00	287805
				hcv-s8	4715-00-000 Housing Assistance Payments	1,089.00	287805
				hcv-s8	4715-00-000 Housing Assistance Payments	1,643.00	287805
				hcv-ned	4715-00-000 Housing Assistance Payments	1,804.00	287805
				hcv-s8	4715-00-000 Housing Assistance Payments	1,402.00	287805
				hcv-s8	4715-00-000 Housing Assistance Payments	1,579.00	287805
				hcv-s8	4715-00-000 Housing Assistance Payments	1,144.00	287805
K-30911	922	02/2024	2/2/2024	hcv-s8	4715-00-000 Housing Assistance Payments	981.00	287806
				hcv-s8	4715-00-000 Housing Assistance Payments	943.00	287806
K-30912	922	02/2024	2/2/2024	hcv-s8	4715-00-000 Housing Assistance Payments	1,280.00	287807
				hcv-vash	4715-00-000 Housing Assistance Payments	864.00	287807
K-30913	922	02/2024	2/2/2024	hcv-s8	4715-00-000 Housing Assistance Payments	743.00	287808
K-30914	922	02/2024	2/2/2024	hcv-s8	4715-00-000 Housing Assistance Payments	1,293.00	287809
				hcv-s8	4715-00-000 Housing Assistance Payments	717.00	287809
				hcv-s8	4715-00-000 Housing Assistance Payments	671.00	287809
K-30915	922	02/2024	2/2/2024	hcv-vash	4715-00-000 Housing Assistance Payments	1,033.00	287810
				hcv-vash	4715-00-000 Housing Assistance Payments	930.00	287810
				hcv-vash	4715-00-000 Housing Assistance Payments	772.00	287810
				hcv-vash	4715-00-000 Housing Assistance Payments	-473.00	287810
				hcv-vash	4715-00-000 Housing Assistance Payments	543.00	287810
				hcv-vash	4715-00-000 Housing Assistance Payments	-473.00	287810
				hcv-vash	4715-00-000 Housing Assistance Payments	543.00	287810
K-30916	922	02/2024	2/2/2024	hcv-ned	4715-00-000 Housing Assistance Payments	1,546.00	287811
				hcv-s8	4715-00-000 Housing Assistance Payments	1,543.00	287811

Check Register

For Period = Feb 2024

Control	Batch	Period	Date	Property	Account	Amount	Reference
K-30917	922	02/2024	2/2/2024	hcv-s8	4715-00-000 Housing Assistance Payments	1,282.00	287812
				hcv-ned	4715-00-000 Housing Assistance Payments	408.00	287812
K-30918	922	02/2024	2/2/2024	hcv-s8	4715-00-000 Housing Assistance Payments	514.00	287813
K-30919	922	02/2024	2/2/2024	hcv-s8	4715-00-000 Housing Assistance Payments	1,046.00	287814
				hcv-ned	4715-00-000 Housing Assistance Payments	1,070.00	287814
K-30920	922	02/2024	2/2/2024	hcv-s8	4715-00-000 Housing Assistance Payments	559.00	287815
K-30921	922	02/2024	2/2/2024	hcv-s8	4715-00-000 Housing Assistance Payments	917.00	287816
				hcv-ned	4715-00-000 Housing Assistance Payments	844.00	287816
				hcv-s8	4715-00-000 Housing Assistance Payments	1,192.00	287817
K-30922	922	02/2024	2/2/2024	hcv-s8	4715-00-000 Housing Assistance Payments	1,019.00	287817
				hcv-s8	4715-00-000 Housing Assistance Payments	1,131.00	287817
				hcv-s8	4715-00-000 Housing Assistance Payments	1,131.00	287817
K-30923	922	02/2024	2/2/2024	hcv-s8	4715-00-000 Housing Assistance Payments	1,769.00	287818
				hcv-s8	4715-00-000 Housing Assistance Payments	2,200.00	287818
				hcv-s8	4715-00-000 Housing Assistance Payments	1,603.00	287818
				hcv-s8	4715-00-000 Housing Assistance Payments	1,453.00	287818
				hcv-tpv	4715-00-000 Housing Assistance Payments	1,684.00	287818
				hcv-s8	4715-00-000 Housing Assistance Payments	1,924.00	287819
K-30924	922	02/2024	2/2/2024	hcv-s8	4715-00-000 Housing Assistance Payments	611.00	287819
				hcv-s8	4715-00-000 Housing Assistance Payments	2,550.00	287819
				hcv-s8	4715-00-000 Housing Assistance Payments	2,550.00	287819
K-30925	922	02/2024	2/2/2024	hcv-ehv	4715-10-000 EHV HAP Expense	1,850.00	287820
K-30926	922	02/2024	2/2/2024	hcv-s8	4715-00-000 Housing Assistance Payments	2,114.00	287821
				hcv-s8	4715-00-000 Housing Assistance Payments	2,460.00	287821
K-30927	922	02/2024	2/2/2024	hcv-s8	4715-00-000 Housing Assistance Payments	1,289.00	287822
K-30928	922	02/2024	2/2/2024	hcv-s8	4715-00-000 Housing Assistance Payments	1,651.00	287823
				hcv-s8	4715-00-000 Housing Assistance Payments	681.00	287823
				hcv-s8	4715-00-000 Housing Assistance Payments	755.00	287823
K-30929	922	02/2024	2/2/2024	hcv-en	4715-00-000 Housing Assistance Payments	1,121.00	287824
				hcv-en	4715-00-000 Housing Assistance Payments	1,199.00	287824
				hcv-en	4715-00-000 Housing Assistance Payments	941.00	287824
				hcv-en	4715-00-000 Housing Assistance Payments	957.00	287824
				hcv-en	4715-00-000 Housing Assistance Payments	963.00	287824
				hcv-en	4715-00-000 Housing Assistance Payments	1,122.00	287824
				hcv-en	4715-00-000 Housing Assistance Payments	969.00	287824
				hcv-en	4715-00-000 Housing Assistance Payments	968.00	287824
				hcv-en	4715-00-000 Housing Assistance Payments	1,142.00	287824
				hcv-s8	4715-00-000 Housing Assistance Payments	1,099.00	287824
K-30930	922	02/2024	2/2/2024	hcv-s8	4715-00-000 Housing Assistance Payments	2,432.00	287825
				hcv-ehv	4715-10-000 EHV HAP Expense	648.00	287825
				hcv-ehv	4715-10-000 EHV HAP Expense	2,363.00	287825
				hcv-s8	4715-00-000 Housing Assistance Payments	2,075.00	287825
				hcv-s8	4715-00-000 Housing Assistance Payments	360.00	287825
K-30931	922	02/2024	2/2/2024	hcv-tpv	4715-00-000 Housing Assistance Payments	1,431.00	287826
				hcv-tpv	4715-00-000 Housing Assistance Payments	1,345.00	287826
				hcv-tpv	4715-00-000 Housing Assistance Payments	1,128.00	287826
				hcv-tpv	4715-00-000 Housing Assistance Payments	1,378.00	287826
				hcv-tpv	4715-00-000 Housing Assistance Payments	1,294.00	287826
				hcv-tpv	4715-00-000 Housing Assistance Payments	1,081.00	287826
				hcv-tpv	4715-00-000 Housing Assistance Payments	1,288.00	287826
K-30932	922	02/2024	2/2/2024	hcv-s8	4715-00-000 Housing Assistance Payments	292.00	287827
				hcv-s8	4715-00-000 Housing Assistance Payments	973.00	287827
				hcv-pbv	4715-00-000 Housing Assistance Payments	1,156.00	287827
				hcv-pbv	4715-00-000 Housing Assistance Payments	1,288.00	287827

Check Register

For Period = Feb 2024

Control	Batch	Period	Date	Property	Account	Amount	Reference
				hcv-tpv	4715-00-000 Housing Assistance Payments	1,300.00	287827
				hcv-s8	4715-00-000 Housing Assistance Payments	121.00	287827
				hcv-s8	4715-00-000 Housing Assistance Payments	645.00	287827
				hcv-s8	4715-00-000 Housing Assistance Payments	724.00	287827
				hcv-s8	4715-00-000 Housing Assistance Payments	540.00	287827
				hcv-s8	4715-00-000 Housing Assistance Payments	650.00	287827
				hcv-s8	4715-00-000 Housing Assistance Payments	1,222.00	287827
				dm_pbv	4715-00-000 Housing Assistance Payments	1,050.00	287827
				dm_pbv	4715-00-000 Housing Assistance Payments	1,300.00	287827
				dm_pbv	4715-00-000 Housing Assistance Payments	882.00	287827
				dm_pbv	4715-00-000 Housing Assistance Payments	1,300.00	287827
				dm_pbv	4715-00-000 Housing Assistance Payments	1,300.00	287827
				dm_pbv	4715-00-000 Housing Assistance Payments	1,300.00	287827
				dm_pbv	4715-00-000 Housing Assistance Payments	1,050.00	287827
				dm_pbv	4715-00-000 Housing Assistance Payments	1,266.00	287827
				dm_pbv	4715-00-000 Housing Assistance Payments	1,018.00	287827
				dm_pbv	4715-00-000 Housing Assistance Payments	1,300.00	287827
				dm_pbv	4715-00-000 Housing Assistance Payments	253.00	287827
K-30933	922	02/2024	2/2/2024	hcv-s8	4715-00-000 Housing Assistance Payments	924.00	287828
K-30934	922	02/2024	2/2/2024	hcv-s8	4715-00-000 Housing Assistance Payments	1,300.00	287829
K-30935	922	02/2024	2/2/2024	hcv-s8	4715-00-000 Housing Assistance Payments	934.00	287830
				hcv-s8	4715-00-000 Housing Assistance Payments	1,285.00	287830
				hcv-s8	4715-00-000 Housing Assistance Payments	1,240.00	287830
				hcv-s8	4715-00-000 Housing Assistance Payments	1,186.00	287830
				hcv-s8	4715-00-000 Housing Assistance Payments	984.00	287830
				hcv-s8	4715-00-000 Housing Assistance Payments	1,306.00	287830
				hcv-ned	4715-00-000 Housing Assistance Payments	146.00	287830
				hcv-s8	4715-00-000 Housing Assistance Payments	520.00	287830
				hcv-s8	4715-00-000 Housing Assistance Payments	709.00	287830
				hcv-vash	4715-00-000 Housing Assistance Payments	1,476.00	287830
K-30936	922	02/2024	2/2/2024	hcv-s8	4715-00-000 Housing Assistance Payments	794.00	287831
K-30937	922	02/2024	2/2/2024	hcv-s8	4715-00-000 Housing Assistance Payments	238.00	287832
K-30938	922	02/2024	2/2/2024	hcv-ned	4715-00-000 Housing Assistance Payments	1,121.00	287833
K-30939	922	02/2024	2/2/2024	hcv-s8	4715-00-000 Housing Assistance Payments	1,648.00	287834
K-30940	922	02/2024	2/2/2024	hcv-s8	4715-00-000 Housing Assistance Payments	1,107.00	287835
K-30941	922	02/2024	2/2/2024	hcv-tpv	4715-00-000 Housing Assistance Payments	1,320.00	287836
				hcv-s8	4715-00-000 Housing Assistance Payments	995.00	287836
K-30942	922	02/2024	2/2/2024	hcv-s8	4715-00-000 Housing Assistance Payments	1,075.00	287837
K-30943	922	02/2024	2/2/2024	hcv-s8	4172-00-000 Port Out Admin Fee Paid	77.13	287838
				hcv-s8	4715-02-000 Port Out HAP Payments	1,082.00	287838
K-30944	922	02/2024	2/2/2024	hcv-s8	4715-00-000 Housing Assistance Payments	579.00	287839
K-30945	922	02/2024	2/2/2024	hcv-s8	4715-00-000 Housing Assistance Payments	1,188.00	287840
				hcv-s8	4715-00-000 Housing Assistance Payments	1,408.00	287840
				hcv-s8	4715-00-000 Housing Assistance Payments	1,373.00	287840
				hcv-s8	4715-00-000 Housing Assistance Payments	1,378.00	287840
				hcv-s8	4715-00-000 Housing Assistance Payments	1,408.00	287840
				hcv-s8	4715-00-000 Housing Assistance Payments	1,151.00	287840
K-30946	922	02/2024	2/2/2024	hcv-ehv	4715-10-000 EHV HAP Expense	1,120.00	287841
K-30947	922	02/2024	2/2/2024	hcv-s8	4715-00-000 Housing Assistance Payments	875.00	287842
				hcv-s8	4715-00-000 Housing Assistance Payments	1,126.00	287842
				hcv-ned	4715-00-000 Housing Assistance Payments	778.00	287842
				hcv-vash	4715-00-000 Housing Assistance Payments	-580.00	287842

Check Register

For Period = Feb 2024

Control	Batch	Period	Date	Property	Account	Amount	Reference
				hcv-vash	4715-00-000 Housing Assistance Payments	630.00	287842
				hcv-vash	4715-00-000 Housing Assistance Payments	-580.00	287842
				hcv-vash	4715-00-000 Housing Assistance Payments	630.00	287842
				hcv-vash	4715-00-000 Housing Assistance Payments	-580.00	287842
				hcv-vash	4715-00-000 Housing Assistance Payments	630.00	287842
				hcv-vash	4715-00-000 Housing Assistance Payments	-580.00	287842
				hcv-vash	4715-00-000 Housing Assistance Payments	630.00	287842
				hcv-vash	4715-00-000 Housing Assistance Payments	-580.00	287842
				hcv-vash	4715-00-000 Housing Assistance Payments	630.00	287842
				hcv-vash	4715-00-000 Housing Assistance Payments	720.00	287842
				hcv-vash	4715-00-000 Housing Assistance Payments	676.00	287842
				hcv-vash	4715-00-000 Housing Assistance Payments	952.00	287842
K-30948	922	02/2024	2/2/2024	hcv-s8	4715-00-000 Housing Assistance Payments	1,683.00	287843
				hcv-s8	4715-00-000 Housing Assistance Payments	1,258.00	287843
				hcv-ehv	4715-10-000 EHV HAP Expense	1,570.00	287843
				hcv-ehv	4715-10-000 EHV HAP Expense	1,570.00	287843
				hcv-s8	4715-00-000 Housing Assistance Payments	2,063.00	287843
				hcv-ned	4715-00-000 Housing Assistance Payments	1,250.00	287843
				hcv-ned	4715-00-000 Housing Assistance Payments	1,623.00	287843
				hcv-s8	4715-00-000 Housing Assistance Payments	2,063.00	287843
				hcv-s8	4715-00-000 Housing Assistance Payments	984.00	287843
				hcv-s8	4715-00-000 Housing Assistance Payments	1,719.00	287843
				hcv-vash	4715-00-000 Housing Assistance Payments	565.00	287843
K-30949	922	02/2024	2/2/2024	hcv-s8	4715-00-000 Housing Assistance Payments	1,663.00	287844
				hcv-s8	4715-00-000 Housing Assistance Payments	969.00	287844
				hcv-s8	4715-00-000 Housing Assistance Payments	2,095.00	287844
K-30950	922	02/2024	2/2/2024	hcv-s8	4715-00-000 Housing Assistance Payments	2,244.00	287845
				hcv-s8	4715-00-000 Housing Assistance Payments	2,246.00	287845
				hcv-s8	4715-00-000 Housing Assistance Payments	1,299.00	287845
				hcv-vash	4715-00-000 Housing Assistance Payments	1,134.00	287845
K-30951	922	02/2024	2/2/2024	hcv-s8	4715-00-000 Housing Assistance Payments	1,624.00	287846
K-30952	922	02/2024	2/2/2024	hcv-s8	4715-00-000 Housing Assistance Payments	1,162.00	287847
K-30953	922	02/2024	2/2/2024	hcv-s8	4715-00-000 Housing Assistance Payments	1,261.00	287848
K-30954	922	02/2024	2/2/2024	hcv-s8	4715-00-000 Housing Assistance Payments	1,081.00	287849
K-30955	922	02/2024	2/2/2024	hcv-s8	4715-00-000 Housing Assistance Payments	1,750.00	287850
K-30956	922	02/2024	2/2/2024	hcv-ned	4715-00-000 Housing Assistance Payments	2,038.00	287851
K-30957	922	02/2024	2/2/2024	hcv-s8	4715-00-000 Housing Assistance Payments	1,081.00	287852
				hcv-ned	4715-00-000 Housing Assistance Payments	1,301.00	287852
K-30958	922	02/2024	2/2/2024	hcv-vash	4715-00-000 Housing Assistance Payments	1,067.00	287853
K-30959	922	02/2024	2/2/2024	hcv-ehv	4715-10-000 EHV HAP Expense	852.00	287854
				hcv-ehv	4715-10-000 EHV HAP Expense	1,291.00	287854
K-30960	922	02/2024	2/2/2024	hcv-s8	4715-00-000 Housing Assistance Payments	2,000.00	287855
				hcv-s8	4715-00-000 Housing Assistance Payments	1,444.00	287855
K-30961	922	02/2024	2/2/2024	hcv-s8	4715-00-000 Housing Assistance Payments	1,130.00	287856
K-30962	922	02/2024	2/2/2024	hcv-s8	4715-00-000 Housing Assistance Payments	2,780.00	287857
K-30963	922	02/2024	2/2/2024	hcv-s8	4715-00-000 Housing Assistance Payments	200.00	287858
K-30964	922	02/2024	2/2/2024	hcv-s8	4715-00-000 Housing Assistance Payments	990.00	287859
				hcv-s8	4715-00-000 Housing Assistance Payments	818.00	287859
				hcv-s8	4715-00-000 Housing Assistance Payments	1,610.00	287859
				hcv-s8	4715-00-000 Housing Assistance Payments	1,386.00	287859
				hcv-s8	4715-00-000 Housing Assistance Payments	1,052.00	287859

Check Register

For Period = Feb 2024

Control	Batch	Period	Date	Property	Account	Amount	Reference
				hcv-s8	4715-00-000 Housing Assistance Payments	1,609.00	287859
				hcv-s8	4715-00-000 Housing Assistance Payments	1,306.00	287859
				hcv-s8	4715-00-000 Housing Assistance Payments	1,158.00	287859
				hcv-s8	4715-00-000 Housing Assistance Payments	1,549.00	287859
				hcv-s8	4715-00-000 Housing Assistance Payments	949.00	287859
				hcv-s8	4715-00-000 Housing Assistance Payments	793.00	287859
				hcv-s8	4715-00-000 Housing Assistance Payments	1,306.00	287859
				hcv-s8	4715-00-000 Housing Assistance Payments	1,067.00	287859
				hcv-ned	4715-00-000 Housing Assistance Payments	1,257.00	287859
K-30965	922	02/2024	2/2/2024	hcv-s8	4715-00-000 Housing Assistance Payments	1,162.00	287860
				hcv-s8	4715-00-000 Housing Assistance Payments	1,140.00	287860
				hcv-s8	4715-00-000 Housing Assistance Payments	1,157.00	287860
				hcv-s8	4715-00-000 Housing Assistance Payments	797.00	287860
				hcv-s8	4715-00-000 Housing Assistance Payments	1,041.00	287860
				hcv-s8	4715-00-000 Housing Assistance Payments	1,126.00	287860
				hcv-s8	4715-00-000 Housing Assistance Payments	1,248.00	287860
				hcv-s8	4715-00-000 Housing Assistance Payments	1,139.00	287860
				hcv-ned	4715-00-000 Housing Assistance Payments	796.00	287860
K-30966	922	02/2024	2/2/2024	hcv-vash	4715-00-000 Housing Assistance Payments	582.00	287861
K-30967	922	02/2024	2/2/2024	hcv-s8	4715-00-000 Housing Assistance Payments	1,942.00	287862
				hcv-s8	4715-00-000 Housing Assistance Payments	1,980.00	287862
K-30968	922	02/2024	2/2/2024	hcv-s8	4715-00-000 Housing Assistance Payments	1,331.00	287863
K-30969	922	02/2024	2/2/2024	hcv-s8	4715-00-000 Housing Assistance Payments	676.00	287864
K-30970	922	02/2024	2/2/2024	hcv-s8	4715-00-000 Housing Assistance Payments	119.00	287865
K-30971	922	02/2024	2/2/2024	hcv-ned	4715-00-000 Housing Assistance Payments	809.00	287866
K-30972	922	02/2024	2/2/2024	hcv-s8	4715-00-000 Housing Assistance Payments	1,133.00	287867
K-30973	922	02/2024	2/2/2024	hcv-s8	4715-00-000 Housing Assistance Payments	1,720.00	287868
K-30974	922	02/2024	2/2/2024	hcv-s8	4715-00-000 Housing Assistance Payments	1,111.00	287869
K-30975	922	02/2024	2/2/2024	hcv-s8	4715-00-000 Housing Assistance Payments	719.00	287870
				hcv-s8	4715-00-000 Housing Assistance Payments	192.00	287870
K-30976	922	02/2024	2/2/2024	hcv-vash	4715-00-000 Housing Assistance Payments	781.00	287871
K-30977	922	02/2024	2/2/2024	hcv-s8	4715-00-000 Housing Assistance Payments	711.00	287872
				hcv-s8	4715-00-000 Housing Assistance Payments	844.00	287872
				hcv-s8	4715-00-000 Housing Assistance Payments	-1,250.00	287872
K-30978	922	02/2024	2/2/2024	hcv-s8	4715-00-000 Housing Assistance Payments	1,634.00	287873
				hcv-s8	4715-00-000 Housing Assistance Payments	898.00	287873
				hcv-s8	4715-00-000 Housing Assistance Payments	-203.00	287873
				hcv-s8	4715-00-000 Housing Assistance Payments	2,157.00	287873
K-30979	922	02/2024	2/2/2024	hcv-s8	4715-00-000 Housing Assistance Payments	393.00	287874
				hcv-s8	4715-00-000 Housing Assistance Payments	2,270.00	287874
K-30980	922	02/2024	2/2/2024	hcv-s8	4715-00-000 Housing Assistance Payments	254.00	287875
K-30981	922	02/2024	2/2/2024	hcv-s8	4715-00-000 Housing Assistance Payments	1,002.00	287876
				hcv-s8	4715-00-000 Housing Assistance Payments	825.00	287876
				hcv-s8	4715-00-000 Housing Assistance Payments	889.00	287876
				hcv-s8	4715-00-000 Housing Assistance Payments	819.00	287876
K-30982	922	02/2024	2/2/2024	hcv-s8	4715-00-000 Housing Assistance Payments	887.00	287877
K-30983	922	02/2024	2/2/2024	hcv-ned	4715-00-000 Housing Assistance Payments	1,061.00	287878
				hcv-s8	4715-00-000 Housing Assistance Payments	1,150.00	287878
				hcv-vash	4715-00-000 Housing Assistance Payments	942.00	287878
K-30984	922	02/2024	2/2/2024	hcv-s8	4715-00-000 Housing Assistance Payments	1,570.00	287879
				hcv-s8	4715-00-000 Housing Assistance Payments	512.00	287879
				hcv-ehv	4715-10-000 EHV HAP Expense	1,124.00	287879

Check Register

For Period = Feb 2024

Control	Batch	Period	Date	Property	Account	Amount	Reference
				hcv-vash	4715-00-000 Housing Assistance Payments	1,666.00	287879
				hcv-vash	4715-00-000 Housing Assistance Payments	1,533.00	287879
K-30985	922	02/2024	2/2/2024	hcv-s8	4715-00-000 Housing Assistance Payments	931.00	287880
K-30986	922	02/2024	2/2/2024	hcv-s8	4715-00-000 Housing Assistance Payments	904.00	287881
K-30987	922	02/2024	2/2/2024	hcv-s8	4715-00-000 Housing Assistance Payments	785.00	287882
K-30988	922	02/2024	2/2/2024	hcv-ehv	4715-10-000 EHV HAP Expense	1,595.00	287883
K-30989	922	02/2024	2/2/2024	hcv-s8	4715-00-000 Housing Assistance Payments	1,185.00	287884
K-30990	922	02/2024	2/2/2024	hcv-ned	4715-00-000 Housing Assistance Payments	1,149.00	287885
				hcv-s8	4715-00-000 Housing Assistance Payments	1,404.00	287885
K-30991	922	02/2024	2/2/2024	hcv-s8	4715-00-000 Housing Assistance Payments	-744.00	889
				hcv-s8	4715-00-000 Housing Assistance Payments	-51.00	889
				hcv-s8	4715-00-000 Housing Assistance Payments	795.00	889
K-30992	922	02/2024	2/2/2024	hcv-s8	4715-00-000 Housing Assistance Payments	1,182.00	287886
				hcv-s8	4715-00-000 Housing Assistance Payments	1,315.00	287886
				hcv-s8	4715-00-000 Housing Assistance Payments	1,315.00	287886
				hcv-s8	4715-00-000 Housing Assistance Payments	1,315.00	287886
				hcv-s8	4715-00-000 Housing Assistance Payments	1,261.00	287886
				hcv-s8	4715-00-000 Housing Assistance Payments	1,270.00	287886
				hcv-ehv	4715-10-000 EHV HAP Expense	1,264.00	287886
K-30993	922	02/2024	2/2/2024	hcv-s8	4715-00-000 Housing Assistance Payments	1,121.00	287887
K-30994	922	02/2024	2/2/2024	hcv-s8	4715-00-000 Housing Assistance Payments	1,333.00	287888
K-30995	922	02/2024	2/2/2024	hcv-s8	4715-00-000 Housing Assistance Payments	-1,090.00	287889
				hcv-s8	4715-00-000 Housing Assistance Payments	1,306.00	287889
				hcv-s8	4715-00-000 Housing Assistance Payments	1,300.00	287889
				hcv-s8	4715-00-000 Housing Assistance Payments	1,294.00	287889
				hcv-s8	4715-00-000 Housing Assistance Payments	1,169.00	287889
				hcv-s8	4715-00-000 Housing Assistance Payments	1,042.00	287889
				hcv-s8	4715-00-000 Housing Assistance Payments	1,009.00	287889
				hcv-s8	4715-00-000 Housing Assistance Payments	762.00	287889
				hcv-s8	4715-00-000 Housing Assistance Payments	1,289.00	287889
				hcv-s8	4715-00-000 Housing Assistance Payments	1,488.00	287889
				hcv-s8	4715-00-000 Housing Assistance Payments	1,110.00	287889
				hcv-s8	4715-00-000 Housing Assistance Payments	615.00	287889
				hcv-s8	4715-00-000 Housing Assistance Payments	1,146.00	287889
				hcv-s8	4715-00-000 Housing Assistance Payments	737.00	287889
				hcv-s8	4715-00-000 Housing Assistance Payments	1,090.00	287889
				hcv-s8	4715-00-000 Housing Assistance Payments	1,836.00	287889
				hcv-s8	4715-00-000 Housing Assistance Payments	1,050.00	287889
				hcv-s8	4715-00-000 Housing Assistance Payments	1,649.00	287889
				hcv-s8	4715-00-000 Housing Assistance Payments	1,281.00	287889
				hcv-ned	4715-00-000 Housing Assistance Payments	739.00	287889
				hcv-ned	4715-00-000 Housing Assistance Payments	1,181.00	287889
				hcv-ned	4715-00-000 Housing Assistance Payments	1,112.00	287889
				hcv-ned	4715-00-000 Housing Assistance Payments	1,036.00	287889
				hcv-ned	4715-00-000 Housing Assistance Payments	1,371.00	287889
				hcv-ned	4715-00-000 Housing Assistance Payments	848.00	287889
				hcv-s8	4715-00-000 Housing Assistance Payments	1,012.00	287889
K-30996	922	02/2024	2/2/2024	hcv-s8	4715-00-000 Housing Assistance Payments	2,044.00	287890
K-30997	922	02/2024	2/2/2024	hcv-s8	4715-00-000 Housing Assistance Payments	742.00	287891
K-30998	922	02/2024	2/2/2024	hcv-s8	4715-00-000 Housing Assistance Payments	2,208.00	287892
K-30999	922	02/2024	2/2/2024	hcv-s8	4715-00-000 Housing Assistance Payments	816.00	287893
K-31000	922	02/2024	2/2/2024	hcv-s8	4715-00-000 Housing Assistance Payments	1,311.00	287894

Check Register

For Period = Feb 2024

Control	Batch	Period	Date	Property	Account	Amount	Reference
K-31001	922	02/2024	2/2/2024	hcv-ehv	4715-10-000 EHV HAP Expense	1,936.00	287895
				hcv-s8	4715-00-000 Housing Assistance Payments	717.00	287895
K-31002	922	02/2024	2/2/2024	hcv-s8	4715-00-000 Housing Assistance Payments	1,306.00	287896
K-31003	922	02/2024	2/2/2024	hcv-s8	4715-00-000 Housing Assistance Payments	399.00	287897
K-31004	922	02/2024	2/2/2024	hcv-s8	4715-00-000 Housing Assistance Payments	636.00	287898
				hcv-s8	4715-00-000 Housing Assistance Payments	928.00	287898
				hcv-s8	4715-00-000 Housing Assistance Payments	880.00	287898
				hcv-s8	4715-00-000 Housing Assistance Payments	872.00	287898
				hcv-s8	4715-00-000 Housing Assistance Payments	608.00	287898
				hcv-s8	4715-00-000 Housing Assistance Payments	414.00	287898
				hcv-s8	4715-00-000 Housing Assistance Payments	1,272.00	287898
				hcv-ehv	4715-10-000 EHV HAP Expense	1,073.00	287898
				hcv-ehv	4715-10-000 EHV HAP Expense	868.00	287898
				hcv-s8	4715-00-000 Housing Assistance Payments	952.00	287898
				hcv-s8	4715-00-000 Housing Assistance Payments	392.00	287898
				hcv-ehv	4715-10-000 EHV HAP Expense	-671.00	287898
				hcv-ehv	4715-10-000 EHV HAP Expense	1,150.00	287898
				hcv-ehv	4715-10-000 EHV HAP Expense	-671.00	287898
				hcv-ehv	4715-10-000 EHV HAP Expense	1,150.00	287898
				hcv-ehv	4715-10-000 EHV HAP Expense	1,150.00	287898
				hcv-s8	4715-00-000 Housing Assistance Payments	1,086.00	287898
				hcv-s8	4715-00-000 Housing Assistance Payments	729.00	287898
				hcv-s8	4715-00-000 Housing Assistance Payments	458.00	287898
				hcv-s8	4715-00-000 Housing Assistance Payments	648.00	287898
				hcv-s8	4715-00-000 Housing Assistance Payments	896.00	287898
				hcv-s8	4715-00-000 Housing Assistance Payments	508.00	287898
				hcv-s8	4715-00-000 Housing Assistance Payments	39.00	287898
				hcv-s8	4715-00-000 Housing Assistance Payments	763.00	287898
				hcv-s8	4715-00-000 Housing Assistance Payments	845.00	287898
				hcv-s8	4715-00-000 Housing Assistance Payments	1,133.00	287898
				hcv-s8	4715-00-000 Housing Assistance Payments	718.00	287898
				hcv-s8	4715-00-000 Housing Assistance Payments	1,096.00	287898
				hcv-s8	4715-00-000 Housing Assistance Payments	575.00	287898
				hcv-s8	4715-00-000 Housing Assistance Payments	883.00	287898
				hcv-s8	4715-00-000 Housing Assistance Payments	729.00	287898
				hcv-s8	4715-00-000 Housing Assistance Payments	1,150.00	287898
				hcv-s8	4715-00-000 Housing Assistance Payments	431.00	287898
				hcv-s8	4715-00-000 Housing Assistance Payments	893.00	287898
				hcv-s8	4715-00-000 Housing Assistance Payments	759.00	287898
				hcv-s8	4715-00-000 Housing Assistance Payments	602.00	287898
				hcv-s8	4715-00-000 Housing Assistance Payments	415.00	287898
				hcv-s8	4715-00-000 Housing Assistance Payments	875.00	287898
				hcv-s8	4715-00-000 Housing Assistance Payments	71.00	287898
				hcv-s8	4715-00-000 Housing Assistance Payments	755.00	287898
				hcv-s8	4715-00-000 Housing Assistance Payments	750.00	287898
				hcv-s8	4715-00-000 Housing Assistance Payments	248.00	287898
				hcv-ned	4715-00-000 Housing Assistance Payments	768.00	287898
				hcv-ned	4715-00-000 Housing Assistance Payments	289.00	287898
				hcv-ned	4715-00-000 Housing Assistance Payments	643.00	287898
				hcv-ned	4715-00-000 Housing Assistance Payments	863.00	287898
				hcv-ned	4715-00-000 Housing Assistance Payments	935.00	287898
				hcv-ned	4715-00-000 Housing Assistance Payments	634.00	287898

Check Register

For Period = Feb 2024

Control	Batch	Period	Date	Property	Account	Amount	Reference
				hcv-ned	4715-00-000 Housing Assistance Payments	1,113.00	287898
				hcv-ned	4715-00-000 Housing Assistance Payments	397.00	287898
				hcv-vash	4715-00-000 Housing Assistance Payments	634.00	287898
				hcv-s8	4715-00-000 Housing Assistance Payments	1,092.00	287898
K-31005	922	02/2024	2/2/2024	hcv-s8	4715-00-000 Housing Assistance Payments	1,546.00	287899
K-31006	922	02/2024	2/2/2024	hcv-s8	4715-00-000 Housing Assistance Payments	764.00	287900
				hcv-s8	4715-00-000 Housing Assistance Payments	1,072.00	287900
K-31007	922	02/2024	2/2/2024	hcv-ehv	4715-10-000 EHV HAP Expense	1,159.00	287901
				hcv-s8	4715-00-000 Housing Assistance Payments	1,116.00	287901
				hcv-s8	4715-00-000 Housing Assistance Payments	1,173.00	287901
				hcv-s8	4715-00-000 Housing Assistance Payments	724.00	287901
				hcv-s8	4715-00-000 Housing Assistance Payments	951.00	287901
				hcv-s8	4715-00-000 Housing Assistance Payments	1,053.00	287901
				hcv-ned	4715-00-000 Housing Assistance Payments	884.00	287901
K-31008	922	02/2024	2/2/2024	hcv-s8	4715-00-000 Housing Assistance Payments	999.00	287902
K-31009	922	02/2024	2/2/2024	hcv-s8	4715-00-000 Housing Assistance Payments	-393.00	287903
				hcv-s8	4715-00-000 Housing Assistance Payments	693.00	287903
				hcv-s8	4715-00-000 Housing Assistance Payments	693.00	287903
K-31010	922	02/2024	2/2/2024	hcv-s8	4715-00-000 Housing Assistance Payments	1,045.00	287904
K-31011	922	02/2024	2/2/2024	hcv-ehv	4715-10-000 EHV HAP Expense	1,670.00	287905
K-31012	922	02/2024	2/2/2024	hcv-s8	4715-00-000 Housing Assistance Payments	1,950.00	287906
				hcv-s8	4715-00-000 Housing Assistance Payments	1,950.00	287906
				hcv-tpv	4715-00-000 Housing Assistance Payments	2,400.00	287906
K-31013	922	02/2024	2/2/2024	hcv-s8	4715-00-000 Housing Assistance Payments	3,200.00	287907
K-31014	922	02/2024	2/2/2024	hcv-s8	4715-00-000 Housing Assistance Payments	1,021.00	287908
K-31015	922	02/2024	2/2/2024	hcv-s8	4715-00-000 Housing Assistance Payments	1,150.00	287909
K-31016	922	02/2024	2/2/2024	hcv-s8	4715-00-000 Housing Assistance Payments	1,145.00	287910
K-31017	922	02/2024	2/2/2024	hcv-s8	4715-00-000 Housing Assistance Payments	1,100.00	287911
				hcv-s8	4715-00-000 Housing Assistance Payments	781.00	287911
				hcv-s8	4715-00-000 Housing Assistance Payments	1,158.00	287911
				hcv-s8	4715-00-000 Housing Assistance Payments	940.00	287911
				hcv-s8	4715-00-000 Housing Assistance Payments	1,156.00	287911
				hcv-s8	4715-00-000 Housing Assistance Payments	1,186.00	287911
				hcv-s8	4715-00-000 Housing Assistance Payments	1,102.00	287911
				hcv-vash	4715-00-000 Housing Assistance Payments	1,325.00	287911
K-31018	922	02/2024	2/2/2024	hcv-s8	4715-00-000 Housing Assistance Payments	842.00	287912
				hcv-s8	4715-00-000 Housing Assistance Payments	1,247.00	287912
				hcv-s8	4715-00-000 Housing Assistance Payments	1,166.00	287912
				hcv-s8	4715-00-000 Housing Assistance Payments	1,236.00	287912
				hcv-s8	4715-00-000 Housing Assistance Payments	745.00	287912
				hcv-s8	4715-00-000 Housing Assistance Payments	1,438.00	287912
K-31019	922	02/2024	2/2/2024	hcv-ehv	4715-10-000 EHV HAP Expense	1,345.00	287913
K-31020	922	02/2024	2/2/2024	hcv-s8	4715-00-000 Housing Assistance Payments	1,312.00	287914
				hcv-s8	4715-00-000 Housing Assistance Payments	1,179.00	287914
				hcv-s8	4715-00-000 Housing Assistance Payments	1,141.00	287914
K-31021	922	02/2024	2/2/2024	hcv-s8	4715-00-000 Housing Assistance Payments	492.00	287915
K-31022	922	02/2024	2/2/2024	hcv-s8	4715-00-000 Housing Assistance Payments	1,124.00	287916
K-31023	922	02/2024	2/2/2024	hcv-s8	4172-00-000 Port Out Admin Fee Paid	70.58	287917
				hcv-s8	4715-02-000 Port Out HAP Payments	1,280.00	287917
				hcv-s8	4172-00-000 Port Out Admin Fee Paid	70.58	287917
				hcv-s8	4715-02-000 Port Out HAP Payments	2,546.00	287917
K-31024	922	02/2024	2/2/2024	hcv-s8	4715-00-000 Housing Assistance Payments	973.00	287918

Check Register

For Period = Feb 2024

Control	Batch	Period	Date	Property	Account	Amount	Reference
K-31025	922	02/2024	2/2/2024	hcv-s8	4715-00-000 Housing Assistance Payments	1,773.00	287919
K-31026	922	02/2024	2/2/2024	hcv-s8	4715-00-000 Housing Assistance Payments	1,482.00	287920
K-31027	922	02/2024	2/2/2024	hcv-s8	4715-00-000 Housing Assistance Payments	494.00	890
				hcv-s8	4715-00-000 Housing Assistance Payments	638.00	890
				hcv-s8	4715-00-000 Housing Assistance Payments	-1,132.00	890
				hcv-s8	4715-00-000 Housing Assistance Payments	971.00	287921
K-31028	922	02/2024	2/2/2024	hcv-s8	4715-00-000 Housing Assistance Payments	1,300.00	287921
				hcv-vash	4715-00-000 Housing Assistance Payments	1,469.00	287922
K-31029	922	02/2024	2/2/2024	hcv-s8	4715-00-000 Housing Assistance Payments	1,613.00	287922
				hcv-s8	4715-00-000 Housing Assistance Payments	-1,214.00	287922
				hcv-ned	4715-00-000 Housing Assistance Payments	1,206.00	287922
				hcv-ned	4715-00-000 Housing Assistance Payments	1,206.00	287922
				hcv-ned	4715-00-000 Housing Assistance Payments	893.00	287922
				hcv-s8	4715-00-000 Housing Assistance Payments	1,517.00	287922
				hcv-s8	4715-00-000 Housing Assistance Payments	1,299.00	287922
				hcv-s8	4715-00-000 Housing Assistance Payments	1,586.00	287922
				hcv-s8	4715-00-000 Housing Assistance Payments	1,809.00	287922
				hcv-s8	4715-00-000 Housing Assistance Payments	1,254.00	287922
				hcv-s8	4715-00-000 Housing Assistance Payments	1,744.00	287922
				hcv-s8	4715-00-000 Housing Assistance Payments	1,648.00	287922
				hcv-s8	4715-00-000 Housing Assistance Payments	1,182.00	287922
				hcv-s8	4715-00-000 Housing Assistance Payments	1,885.00	287922
				hcv-s8	4715-00-000 Housing Assistance Payments	835.00	287922
				hcv-s8	4715-00-000 Housing Assistance Payments	1,418.00	287922
				K-31030	922	02/2024	2/2/2024
K-31031	922	02/2024	2/2/2024	hcv-s8	4715-00-000 Housing Assistance Payments	1,247.00	287924
K-31032	922	02/2024	2/2/2024	hcv-s8	4715-00-000 Housing Assistance Payments	704.00	287925
K-31033	922	02/2024	2/2/2024	hcv-pbv	4715-00-000 Housing Assistance Payments	1,060.00	287926
				hcv-pbv	4715-00-000 Housing Assistance Payments	1,004.00	287926
				hcv-pbv	4715-00-000 Housing Assistance Payments	1,689.00	287926
				hcv-pbv	4715-00-000 Housing Assistance Payments	1,634.00	287926
				hcv-pbv	4715-00-000 Housing Assistance Payments	916.00	287926
				hcv-pbv	4715-00-000 Housing Assistance Payments	1,675.00	287926
				hcv-pbv	4715-00-000 Housing Assistance Payments	1,979.00	287926
				hcv-pbv	4715-00-000 Housing Assistance Payments	1,565.00	287926
				hcv-pbv	4715-00-000 Housing Assistance Payments	1,900.00	287927
K-31034	922	02/2024	2/2/2024	hcv-vash	4715-00-000 Housing Assistance Payments	1,912.00	287928
K-31035	922	02/2024	2/2/2024	hcv-s8	4715-00-000 Housing Assistance Payments	824.00	287929
K-31036	922	02/2024	2/2/2024	hcv-ned	4715-00-000 Housing Assistance Payments	1,250.00	287930
K-31037	922	02/2024	2/2/2024	hcv-tpv	4715-00-000 Housing Assistance Payments	1,000.00	287930
				hcv-tpv	4715-00-000 Housing Assistance Payments	1,228.00	287930
				hcv-tpv	4715-00-000 Housing Assistance Payments	1,350.00	287930
				hcv-tpv	4715-00-000 Housing Assistance Payments	2,375.00	287931
K-31038	922	02/2024	2/2/2024	hcv-s8	4715-00-000 Housing Assistance Payments	-837.00	287931
				hcv-s8	4715-00-000 Housing Assistance Payments	1,081.00	287931
				hcv-s8	4715-00-000 Housing Assistance Payments	786.00	287932
K-31039	922	02/2024	2/2/2024	hcv-s8	4715-00-000 Housing Assistance Payments	1,147.00	287933
K-31040	922	02/2024	2/2/2024	hcv-tpv	4715-00-000 Housing Assistance Payments	1,443.00	287933
				hcv-s8	4715-00-000 Housing Assistance Payments	890.00	287933
				hcv-tpv	4715-00-000 Housing Assistance Payments	941.00	287933
				hcv-s8	4715-00-000 Housing Assistance Payments	568.00	287933
				hcv-s8	4715-00-000 Housing Assistance Payments	931.00	287933
				hcv-s8	4715-00-000 Housing Assistance Payments		

Check Register

For Period = Feb 2024

Control	Batch	Period	Date	Property	Account	Amount	Reference
				hcv-s8	4715-00-000 Housing Assistance Payments	937.00	287933
				hcv-s8	4715-00-000 Housing Assistance Payments	675.00	287933
				hcv-s8	4715-00-000 Housing Assistance Payments	1,142.00	287933
				hcv-s8	4715-00-000 Housing Assistance Payments	1,001.00	287933
				hcv-s8	4715-00-000 Housing Assistance Payments	836.00	287933
				hcv-s8	4715-00-000 Housing Assistance Payments	923.00	287933
				hcv-s8	4715-00-000 Housing Assistance Payments	987.00	287933
				hcv-s8	4715-00-000 Housing Assistance Payments	1,374.00	287933
				hcv-s8	4715-00-000 Housing Assistance Payments	652.00	287933
				hcv-s8	4715-00-000 Housing Assistance Payments	1,054.00	287933
				hcv-s8	4715-00-000 Housing Assistance Payments	929.00	287933
				hcv-s8	4715-00-000 Housing Assistance Payments	967.00	287933
				hcv-s8	4715-00-000 Housing Assistance Payments	968.00	287933
				hcv-s8	4715-00-000 Housing Assistance Payments	709.00	287933
				hcv-s8	4715-00-000 Housing Assistance Payments	1,389.00	287933
				hcv-ned	4715-00-000 Housing Assistance Payments	1,289.00	287933
				hcv-ned	4715-00-000 Housing Assistance Payments	828.00	287933
				hcv-s8	4715-00-000 Housing Assistance Payments	1,036.00	287933
				hcv-s8	4715-00-000 Housing Assistance Payments	949.00	287933
				hcv-ned	4715-00-000 Housing Assistance Payments	867.00	287933
				hcv-vash	4715-00-000 Housing Assistance Payments	339.00	287933
				hcv-s8	4715-00-000 Housing Assistance Payments	1,443.00	287933
K-31041	922	02/2024	2/2/2024	hcv-s8	4715-00-000 Housing Assistance Payments	1,155.00	287934
				hcv-s8	4715-00-000 Housing Assistance Payments	1,090.00	287934
				hcv-s8	4715-00-000 Housing Assistance Payments	1,467.00	287934
				hcv-ehv	4715-10-000 EHV HAP Expense	1,220.00	287934
				hcv-s8	4715-00-000 Housing Assistance Payments	987.00	287934
K-31042	922	02/2024	2/2/2024	hcv-s8	4715-00-000 Housing Assistance Payments	1,088.00	287935
K-31043	922	02/2024	2/2/2024	hcv-s8	4715-00-000 Housing Assistance Payments	938.00	287936
				hcv-s8	4715-00-000 Housing Assistance Payments	625.00	287936
				hcv-s8	4715-00-000 Housing Assistance Payments	736.00	287936
				hcv-s8	4715-00-000 Housing Assistance Payments	967.00	287936
				hcv-s8	4715-00-000 Housing Assistance Payments	899.00	287936
				hcv-vash	4715-00-000 Housing Assistance Payments	626.00	287936
K-31044	922	02/2024	2/2/2024	hcv-ned	4715-00-000 Housing Assistance Payments	675.00	287937
				hcv-ned	4715-00-000 Housing Assistance Payments	991.00	287937
				hcv-ned	4715-00-000 Housing Assistance Payments	297.00	287937
				hcv-ned	4715-00-000 Housing Assistance Payments	991.00	287937
				hcv-ned	4715-00-000 Housing Assistance Payments	991.00	287937
				hcv-s8	4715-00-000 Housing Assistance Payments	1,017.00	287937
				hcv-s8	4715-00-000 Housing Assistance Payments	1,050.00	287937
				hcv-s8	4715-00-000 Housing Assistance Payments	240.00	287937
K-31045	922	02/2024	2/2/2024	hcv-s8	4715-00-000 Housing Assistance Payments	830.00	287938
				hcv-ned	4715-00-000 Housing Assistance Payments	1,600.00	287938
K-31046	922	02/2024	2/2/2024	hcv-8yho	4715-00-000 Housing Assistance Payments	1,954.00	287939
K-31047	922	02/2024	2/2/2024	hcv-8yho	4715-00-000 Housing Assistance Payments	922.00	287940
K-31048	922	02/2024	2/2/2024	hcv-8yho	4715-00-000 Housing Assistance Payments	1,530.00	287941
K-31049	922	02/2024	2/2/2024	hcv-8yho	4715-00-000 Housing Assistance Payments	1,298.00	287942
K-31050	922	02/2024	2/2/2024	hcv-8yho	4715-00-000 Housing Assistance Payments	-202.00	287943
				hcv-8yho	4715-00-000 Housing Assistance Payments	109.00	287943
				hcv-8yho	4715-00-000 Housing Assistance Payments	109.00	287943
K-31051	922	02/2024	2/2/2024	hcv-8yho	4715-00-000 Housing Assistance Payments	932.00	287944

Check Register

For Period = Feb 2024

Control	Batch	Period	Date	Property	Account	Amount	Reference
K-31052	922	02/2024	2/2/2024	hcv-8yho	4715-00-000 Housing Assistance Payments	974.00	287945
K-31053	922	02/2024	2/2/2024	hcv-8yho	4715-00-000 Housing Assistance Payments	1,683.00	287946
K-31054	922	02/2024	2/2/2024	hcv-8yho	4715-00-000 Housing Assistance Payments	657.00	287947
K-31055	922	02/2024	2/2/2024	hcv-8yho	4715-00-000 Housing Assistance Payments	1,927.00	287948
K-31056	922	02/2024	2/2/2024	hcv-8yho	4715-00-000 Housing Assistance Payments	728.00	287949
K-31057	922	02/2024	2/2/2024	hcv-8yho	4715-00-000 Housing Assistance Payments	85.00	891
				hcv-8yho	4715-00-000 Housing Assistance Payments	-85.00	891
K-31058	922	02/2024	2/2/2024	hcv-s8	4715-00-000 Housing Assistance Payments	1,454.00	287950
				hcv-s8	4715-00-000 Housing Assistance Payments	1,096.00	287950
K-31059	922	02/2024	2/2/2024	hcv-s8	4715-00-000 Housing Assistance Payments	1,231.00	287951
K-31060	922	02/2024	2/2/2024	hcv-s8	4715-00-000 Housing Assistance Payments	1,243.00	287952
K-31061	922	02/2024	2/2/2024	hcv-ned	4715-00-000 Housing Assistance Payments	1,350.00	287953
K-31062	922	02/2024	2/2/2024	hcv-s8	4715-00-000 Housing Assistance Payments	1,388.00	287954
K-31063	922	02/2024	2/2/2024	hcv-8yho	4715-00-000 Housing Assistance Payments	1,304.00	287955
K-31064	922	02/2024	2/2/2024	hcv-8yho	4715-00-000 Housing Assistance Payments	1,247.00	287956
K-31065	922	02/2024	2/2/2024	hcv-ehv	4715-11-000 EHV Admin Fee Expense	77.13	287957
				hcv-ehv	4715-10-000 EHV HAP Expense	555.00	287957
				hcv-s8	4172-00-000 Port Out Admin Fee Paid	77.13	287957
				hcv-s8	4715-02-000 Port Out HAP Payments	1,066.00	287957
K-31066	922	02/2024	2/2/2024	hcv-s8	4715-00-000 Housing Assistance Payments	1,956.00	287958
K-31067	922	02/2024	2/2/2024	hcv-8yho	4715-00-000 Housing Assistance Payments	626.00	287959
K-31068	922	02/2024	2/2/2024	hcv-8yho	4715-00-000 Housing Assistance Payments	1,349.00	287960
K-31069	922	02/2024	2/2/2024	hcv-s8	4715-00-000 Housing Assistance Payments	1,985.00	287961
K-31070	922	02/2024	2/2/2024	hcv-vash	4715-00-000 Housing Assistance Payments	352.00	287962
K-31071	922	02/2024	2/2/2024	hcv-8yho	4715-00-000 Housing Assistance Payments	585.00	287963
K-31072	922	02/2024	2/2/2024	hcv-s8	4715-00-000 Housing Assistance Payments	442.00	287964
K-31073	922	02/2024	2/2/2024	hcv-s8	4715-00-000 Housing Assistance Payments	1,551.00	287965
K-31074	922	02/2024	2/2/2024	hcv-8yho	4715-00-000 Housing Assistance Payments	715.00	287966
K-31075	922	02/2024	2/2/2024	hcv-8yho	4715-00-000 Housing Assistance Payments	707.00	287967
K-31076	922	02/2024	2/2/2024	hcv-8yho	4715-00-000 Housing Assistance Payments	651.00	287968
K-31077	922	02/2024	2/2/2024	hcv-s8	4715-00-000 Housing Assistance Payments	940.00	287969
				hcv-s8	4715-00-000 Housing Assistance Payments	976.00	287969
K-31078	922	02/2024	2/2/2024	hcv-8yho	4715-00-000 Housing Assistance Payments	491.00	287970
K-31079	922	02/2024	2/2/2024	hcv-s8	4715-00-000 Housing Assistance Payments	2,920.00	287971
K-31080	922	02/2024	2/2/2024	hcv-8yho	4715-00-000 Housing Assistance Payments	810.00	287972
K-31081	922	02/2024	2/2/2024	hcv-s8	4715-00-000 Housing Assistance Payments	1,820.00	892
				hcv-s8	4715-00-000 Housing Assistance Payments	-1,820.00	892
K-31082	922	02/2024	2/2/2024	hcv-s8	4715-00-000 Housing Assistance Payments	259.00	287973
				hcv-s8	4715-00-000 Housing Assistance Payments	726.00	287973
				hcv-s8	4715-00-000 Housing Assistance Payments	950.00	287973
				hcv-s8	4715-00-000 Housing Assistance Payments	773.00	287973
K-31083	922	02/2024	2/2/2024	hcv-s8	4715-00-000 Housing Assistance Payments	1,579.00	287974
K-31084	922	02/2024	2/2/2024	hcv-s8	4715-00-000 Housing Assistance Payments	1,156.00	287975
K-31085	922	02/2024	2/2/2024	hcv-s8	4715-00-000 Housing Assistance Payments	633.00	287976
				hcv-vash	4715-00-000 Housing Assistance Payments	628.00	287976
				hcv-vash	4715-00-000 Housing Assistance Payments	663.00	287976
				hcv-vash	4715-00-000 Housing Assistance Payments	686.00	287976
				hcv-vash	4715-00-000 Housing Assistance Payments	653.00	287976
				hcv-vash	4715-00-000 Housing Assistance Payments	-653.00	287976
				hcv-vash	4715-00-000 Housing Assistance Payments	465.00	287976
				hcv-vash	4715-00-000 Housing Assistance Payments	-225.00	287976
				hcv-vash	4715-00-000 Housing Assistance Payments	465.00	287976

Check Register

For Period = Feb 2024

Control	Batch	Period	Date	Property	Account	Amount	Reference
				hcv-vash	4715-00-000 Housing Assistance Payments	871.00	287976
K-31086	922	02/2024	2/2/2024	hcv-s8	4715-00-000 Housing Assistance Payments	1,028.00	287977
K-31087	922	02/2024	2/2/2024	hcv-s8	4715-00-000 Housing Assistance Payments	749.00	287978
K-31088	922	02/2024	2/2/2024	hcv-s8	4715-00-000 Housing Assistance Payments	2,567.00	287979
				hcv-s8	4715-00-000 Housing Assistance Payments	2,519.00	287979
				hcv-s8	4715-00-000 Housing Assistance Payments	909.00	287979
				hcv-s8	4715-00-000 Housing Assistance Payments	1,853.00	287979
				hcv-s8	4715-00-000 Housing Assistance Payments	2,497.00	287979
				hcv-s8	4715-00-000 Housing Assistance Payments	597.00	287979
				hcv-s8	4715-00-000 Housing Assistance Payments	284.00	287979
				hcv-s8	4715-00-000 Housing Assistance Payments	2,893.00	287979
				hcv-s8	4715-00-000 Housing Assistance Payments	1,587.00	287979
				hcv-s8	4715-00-000 Housing Assistance Payments	1,401.00	287979
K-31089	922	02/2024	2/2/2024	hcv-s8	4715-00-000 Housing Assistance Payments	2,014.00	287980
				hcv-s8	4715-00-000 Housing Assistance Payments	1,027.00	287980
				hcv-s8	4715-00-000 Housing Assistance Payments	2,255.00	287980
				hcv-s8	4715-00-000 Housing Assistance Payments	2,417.00	287980
K-31090	922	02/2024	2/2/2024	hcv-s8	4715-00-000 Housing Assistance Payments	1,898.00	287981
				hcv-s8	4715-00-000 Housing Assistance Payments	2,667.00	287981
				hcv-s8	4715-00-000 Housing Assistance Payments	2,862.00	287981
				hcv-s8	4715-00-000 Housing Assistance Payments	2,470.00	287981
				hcv-s8	4715-00-000 Housing Assistance Payments	523.00	287981
				hcv-s8	4715-00-000 Housing Assistance Payments	-125.00	287981
				hcv-s8	4715-00-000 Housing Assistance Payments	1,209.00	287981
				hcv-s8	4715-00-000 Housing Assistance Payments	346.00	287981
				hcv-s8	4715-00-000 Housing Assistance Payments	2,339.00	287981
				hcv-s8	4715-00-000 Housing Assistance Payments	1,332.00	287981
K-31091	922	02/2024	2/2/2024	hcv-s8	4715-00-000 Housing Assistance Payments	856.00	287982
				hcv-s8	4715-00-000 Housing Assistance Payments	2,208.00	287982
				hcv-s8	4715-00-000 Housing Assistance Payments	2,086.00	287982
				hcv-s8	4715-00-000 Housing Assistance Payments	1,638.00	287982
K-31092	922	02/2024	2/2/2024	hcv-s8	4715-00-000 Housing Assistance Payments	838.00	287983
				hcv-s8	4715-00-000 Housing Assistance Payments	1,526.00	287983
				hcv-s8	4715-00-000 Housing Assistance Payments	2,495.00	287983
				hcv-s8	4715-00-000 Housing Assistance Payments	2,502.00	287983
				hcv-s8	4715-00-000 Housing Assistance Payments	1,889.00	287983
				hcv-s8	4715-00-000 Housing Assistance Payments	2,346.00	287983
K-31093	922	02/2024	2/2/2024	hcv-s8	4715-00-000 Housing Assistance Payments	1,020.00	287984
				hcv-s8	4715-00-000 Housing Assistance Payments	2,239.00	287984
				hcv-s8	4715-00-000 Housing Assistance Payments	2,093.00	287984
				hcv-s8	4715-00-000 Housing Assistance Payments	2,945.00	287984
				hcv-s8	4715-00-000 Housing Assistance Payments	2,016.00	287984
				hcv-s8	4715-00-000 Housing Assistance Payments	2,097.00	287984
				hcv-s8	4715-00-000 Housing Assistance Payments	1,570.00	287984
				hcv-s8	4715-00-000 Housing Assistance Payments	3,035.00	287984
				hcv-s8	4715-00-000 Housing Assistance Payments	2,805.00	287984
				hcv-s8	4715-00-000 Housing Assistance Payments	2,260.00	287984
				hcv-tpv	4715-00-000 Housing Assistance Payments	2,390.00	287984
				hcv-s8	4715-00-000 Housing Assistance Payments	1,947.00	287984
				hcv-s8	4715-00-000 Housing Assistance Payments	1,300.00	287984
				hcv-s8	4715-00-000 Housing Assistance Payments	2,536.00	287984
				hcv-s8	4715-00-000 Housing Assistance Payments	1,735.00	287984

Check Register

For Period = Feb 2024

Control	Batch	Period	Date	Property	Account	Amount	Reference
				hcv-s8	4715-00-000 Housing Assistance Payments	2,498.00	287984
K-31094	922	02/2024	2/2/2024	hcv-s8	4715-00-000 Housing Assistance Payments	1,237.00	287985
K-31095	922	02/2024	2/2/2024	hcv-ehv	4715-10-000 EHV HAP Expense	378.00	287986
K-31096	922	02/2024	2/2/2024	hcv-s8	4715-00-000 Housing Assistance Payments	3,500.00	287987
K-31097	922	02/2024	2/2/2024	hcv-s8	4715-00-000 Housing Assistance Payments	2,700.00	287988
K-31098	922	02/2024	2/2/2024	hcv-s8	4715-00-000 Housing Assistance Payments	1,239.00	287989
				hcv-ned	4715-00-000 Housing Assistance Payments	1,294.00	287989
				hcv-s8	4715-00-000 Housing Assistance Payments	1,201.00	287989
K-31099	922	02/2024	2/2/2024	hcv-s8	4715-00-000 Housing Assistance Payments	1,014.00	287990
K-31100	922	02/2024	2/2/2024	hcv-s8	4715-00-000 Housing Assistance Payments	596.00	287991
K-31101	922	02/2024	2/2/2024	hcv-s8	4715-00-000 Housing Assistance Payments	1,007.00	287992
K-31102	922	02/2024	2/2/2024	hcv-s8	4715-00-000 Housing Assistance Payments	889.00	287993
				hcv-s8	4715-00-000 Housing Assistance Payments	1,540.00	287993
K-31103	922	02/2024	2/2/2024	hcv-s8	4715-00-000 Housing Assistance Payments	1,564.00	287994
K-31104	922	02/2024	2/2/2024	hcv-s8	4715-00-000 Housing Assistance Payments	1,410.00	287995
K-31105	922	02/2024	2/2/2024	hcv-s8	4715-00-000 Housing Assistance Payments	1,035.00	287996
K-31106	922	02/2024	2/2/2024	hcv-s8	4715-00-000 Housing Assistance Payments	883.00	287997
K-31107	922	02/2024	2/2/2024	hcv-s8	4715-00-000 Housing Assistance Payments	1,784.00	287998
				hcv-s8	4715-00-000 Housing Assistance Payments	880.00	287998
				hcv-s8	4715-00-000 Housing Assistance Payments	1,593.00	287998
K-31108	922	02/2024	2/2/2024	hcv-s8	4715-00-000 Housing Assistance Payments	1,383.00	287999
K-31109	922	02/2024	2/2/2024	hcv-s8	4715-00-000 Housing Assistance Payments	656.00	288000
K-31110	922	02/2024	2/2/2024	hcv-s8	4715-00-000 Housing Assistance Payments	1,729.00	288001
K-31111	922	02/2024	2/2/2024	hcv-s8	4715-00-000 Housing Assistance Payments	901.00	288002
K-31112	922	02/2024	2/2/2024	hcv-s8	4715-00-000 Housing Assistance Payments	1,920.00	288003
				hcv-s8	4715-00-000 Housing Assistance Payments	2,200.00	288003
				hcv-s8	4715-00-000 Housing Assistance Payments	1,095.00	288003
				hcv-s8	4715-00-000 Housing Assistance Payments	240.00	288003
				hcv-ned	4715-00-000 Housing Assistance Payments	1,258.00	288003
K-31113	922	02/2024	2/2/2024	hcv-vash	4715-00-000 Housing Assistance Payments	1,064.00	288004
K-31114	922	02/2024	2/2/2024	hcv-s8	4715-00-000 Housing Assistance Payments	428.00	288005
				hcv-s8	4715-00-000 Housing Assistance Payments	657.00	288005
K-31115	922	02/2024	2/2/2024	hcv-s8	4715-00-000 Housing Assistance Payments	1,899.00	288006
				hcv-s8	4715-00-000 Housing Assistance Payments	1,980.00	288006
K-31116	922	02/2024	2/2/2024	hcv-s8	4715-00-000 Housing Assistance Payments	606.00	288007
				hcv-s8	4715-00-000 Housing Assistance Payments	814.00	288007
K-31117	922	02/2024	2/2/2024	hcv-s8	4715-00-000 Housing Assistance Payments	1,970.00	288008
K-31118	922	02/2024	2/2/2024	hcv-s8	4715-00-000 Housing Assistance Payments	1,243.00	288009
				hcv-s8	4715-00-000 Housing Assistance Payments	1,300.00	288009
K-31119	922	02/2024	2/2/2024	hcv-s8	4172-00-000 Port Out Admin Fee Paid	77.13	288010
				hcv-s8	4715-02-000 Port Out HAP Payments	1,992.00	288010
				hcv-s8	4172-00-000 Port Out Admin Fee Paid	77.13	288010
				hcv-s8	4715-02-000 Port Out HAP Payments	1,858.00	288010
				hcv-s8	4172-00-000 Port Out Admin Fee Paid	77.13	288010
				hcv-s8	4715-02-000 Port Out HAP Payments	1,295.00	288010
				hcv-s8	4172-00-000 Port Out Admin Fee Paid	77.13	288010
				hcv-s8	4715-02-000 Port Out HAP Payments	1,709.00	288010
				hcv-s8	4172-00-000 Port Out Admin Fee Paid	77.13	288010
				hcv-s8	4715-02-000 Port Out HAP Payments	1,912.00	288010
				hcv-vash	4172-00-000 Port Out Admin Fee Paid	77.13	288010
				hcv-vash	4715-02-000 Port Out HAP Payments	985.00	288010
				hcv-s8	4172-00-000 Port Out Admin Fee Paid	77.13	288010

Check Register

For Period = Feb 2024

Control	Batch	Period	Date	Property	Account	Amount	Reference
				hcv-s8	4715-02-000 Port Out HAP Payments	1,887.00	288010
				hcv-s8	4172-00-000 Port Out Admin Fee Paid	77.13	288010
				hcv-s8	4715-02-000 Port Out HAP Payments	1,391.00	288010
				hcv-s8	4172-00-000 Port Out Admin Fee Paid	77.13	288010
				hcv-s8	4715-02-000 Port Out HAP Payments	1,488.00	288010
				hcv-s8	4172-00-000 Port Out Admin Fee Paid	-69.63	288010
				hcv-s8	4172-00-000 Port Out Admin Fee Paid	77.13	288010
				hcv-s8	4172-00-000 Port Out Admin Fee Paid	77.13	288010
				hcv-s8	4715-02-000 Port Out HAP Payments	1,676.00	288010
				hcv-s8	4172-00-000 Port Out Admin Fee Paid	77.13	288010
				hcv-s8	4715-02-000 Port Out HAP Payments	1,842.00	288010
				hcv-s8	4172-00-000 Port Out Admin Fee Paid	77.13	288010
				hcv-s8	4715-02-000 Port Out HAP Payments	1,462.00	288010
				hcv-s8	4172-00-000 Port Out Admin Fee Paid	77.13	288010
				hcv-s8	4715-02-000 Port Out HAP Payments	1,046.00	288010
				hcv-s8	4172-00-000 Port Out Admin Fee Paid	77.13	288010
				hcv-s8	4715-02-000 Port Out HAP Payments	1,191.00	288010
				hcv-s8	4172-00-000 Port Out Admin Fee Paid	77.13	288010
				hcv-s8	4715-02-000 Port Out HAP Payments	659.00	288010
				hcv-s8	4172-00-000 Port Out Admin Fee Paid	77.13	288010
				hcv-s8	4715-02-000 Port Out HAP Payments	1,607.00	288010
				hcv-s8	4172-00-000 Port Out Admin Fee Paid	77.13	288010
				hcv-s8	4715-02-000 Port Out HAP Payments	2,338.00	288010
				hcv-s8	4172-00-000 Port Out Admin Fee Paid	77.13	288010
				hcv-s8	4715-02-000 Port Out HAP Payments	991.00	288010
				hcv-s8	4172-00-000 Port Out Admin Fee Paid	77.13	288010
				hcv-s8	4715-02-000 Port Out HAP Payments	2,756.00	288010
				hcv-s8	4172-00-000 Port Out Admin Fee Paid	77.13	288010
				hcv-s8	4715-02-000 Port Out HAP Payments	1,017.00	288010
				hcv-s8	4172-00-000 Port Out Admin Fee Paid	77.13	288010
				hcv-s8	4715-02-000 Port Out HAP Payments	2,504.00	288010
				hcv-s8	4172-00-000 Port Out Admin Fee Paid	77.13	288010
				hcv-s8	4715-02-000 Port Out HAP Payments	2,980.00	288010
				hcv-s8	4172-00-000 Port Out Admin Fee Paid	77.13	288010
				hcv-s8	4715-02-000 Port Out HAP Payments	1,206.00	288010
				hcv-s8	4172-00-000 Port Out Admin Fee Paid	77.13	288010
				hcv-s8	4715-02-000 Port Out HAP Payments	1,503.00	288010
				hcv-s8	4172-00-000 Port Out Admin Fee Paid	77.13	288010
				hcv-s8	4715-02-000 Port Out HAP Payments	2,575.00	288010
				hcv-s8	4172-00-000 Port Out Admin Fee Paid	77.13	288010
				hcv-s8	4715-02-000 Port Out HAP Payments	1,509.00	288010
				hcv-ned	4172-00-000 Port Out Admin Fee Paid	77.13	288010
				hcv-ned	4715-02-000 Port Out HAP Payments	1,690.00	288010
				hcv-s8	4172-00-000 Port Out Admin Fee Paid	77.13	288010
				hcv-s8	4715-02-000 Port Out HAP Payments	1,696.00	288010
				hcv-ned	4172-00-000 Port Out Admin Fee Paid	77.13	288010
				hcv-ned	4715-02-000 Port Out HAP Payments	2,003.00	288010
				hcv-s8	4172-00-000 Port Out Admin Fee Paid	77.13	288010
				hcv-s8	4715-02-000 Port Out HAP Payments	1,313.00	288010
				hcv-s8	4172-00-000 Port Out Admin Fee Paid	77.13	288010
				hcv-s8	4715-02-000 Port Out HAP Payments	781.00	288010
				hcv-s8	4172-00-000 Port Out Admin Fee Paid	77.13	288010

Check Register

For Period = Feb 2024

Control	Batch	Period	Date	Property	Account	Amount	Reference
				hcv-s8	4715-02-000 Port Out HAP Payments	1,785.00	288010
				hcv-s8	4172-00-000 Port Out Admin Fee Paid	77.13	288010
				hcv-s8	4715-02-000 Port Out HAP Payments	2,287.00	288010
				hcv-s8	4172-00-000 Port Out Admin Fee Paid	77.13	288010
				hcv-s8	4715-02-000 Port Out HAP Payments	2,161.00	288010
				hcv-s8	4172-00-000 Port Out Admin Fee Paid	77.13	288010
				hcv-s8	4715-02-000 Port Out HAP Payments	2,075.00	288010
				hcv-s8	4172-00-000 Port Out Admin Fee Paid	77.13	288010
				hcv-s8	4715-02-000 Port Out HAP Payments	1,025.00	288010
				hcv-s8	4172-00-000 Port Out Admin Fee Paid	77.13	288010
				hcv-s8	4715-02-000 Port Out HAP Payments	1,297.00	288010
				hcv-s8	4172-00-000 Port Out Admin Fee Paid	77.13	288010
				hcv-s8	4715-02-000 Port Out HAP Payments	2,107.00	288010
				hcv-s8	4172-00-000 Port Out Admin Fee Paid	77.13	288010
				hcv-s8	4715-02-000 Port Out HAP Payments	995.00	288010
				hcv-s8	4172-00-000 Port Out Admin Fee Paid	77.13	288010
				hcv-s8	4715-02-000 Port Out HAP Payments	2,770.00	288010
				hcv-s8	4172-00-000 Port Out Admin Fee Paid	77.13	288010
				hcv-s8	4715-02-000 Port Out HAP Payments	2,397.00	288010
				hcv-s8	4172-00-000 Port Out Admin Fee Paid	77.13	288010
				hcv-s8	4715-02-000 Port Out HAP Payments	1,894.00	288010
				hcv-s8	4172-00-000 Port Out Admin Fee Paid	77.13	288010
				hcv-s8	4715-02-000 Port Out HAP Payments	3,198.00	288010
				hcv-s8	4172-00-000 Port Out Admin Fee Paid	77.13	288010
				hcv-s8	4715-02-000 Port Out HAP Payments	2,664.00	288010
				hcv-s8	4172-00-000 Port Out Admin Fee Paid	77.13	288010
				hcv-s8	4715-02-000 Port Out HAP Payments	2,069.00	288010
				hcv-s8	4172-00-000 Port Out Admin Fee Paid	77.13	288010
				hcv-s8	4715-02-000 Port Out HAP Payments	2,504.00	288010
				hcv-s8	4172-00-000 Port Out Admin Fee Paid	77.13	288010
				hcv-s8	4715-02-000 Port Out HAP Payments	1,960.00	288010
				hcv-s8	4172-00-000 Port Out Admin Fee Paid	77.13	288010
				hcv-s8	4715-02-000 Port Out HAP Payments	2,962.00	288010
				hcv-s8	4172-00-000 Port Out Admin Fee Paid	77.13	288010
				hcv-s8	4715-02-000 Port Out HAP Payments	1,240.00	288010
				hcv-s8	4172-00-000 Port Out Admin Fee Paid	77.13	288010
				hcv-s8	4715-02-000 Port Out HAP Payments	1,826.00	288010
				hcv-s8	4172-00-000 Port Out Admin Fee Paid	77.13	288010
				hcv-s8	4715-02-000 Port Out HAP Payments	1,371.00	288010
				hcv-s8	4172-00-000 Port Out Admin Fee Paid	77.13	288010
				hcv-s8	4715-02-000 Port Out HAP Payments	1,464.00	288010
				hcv-s8	4172-00-000 Port Out Admin Fee Paid	77.13	288010
				hcv-s8	4715-02-000 Port Out HAP Payments	309.00	288010
				hcv-s8	4172-00-000 Port Out Admin Fee Paid	77.13	288010
				hcv-s8	4715-02-000 Port Out HAP Payments	1,065.00	288010
				hcv-s8	4172-00-000 Port Out Admin Fee Paid	77.13	288010
				hcv-s8	4715-02-000 Port Out HAP Payments	2,455.00	288010
				hcv-s8	4172-00-000 Port Out Admin Fee Paid	77.13	288010
				hcv-s8	4715-02-000 Port Out HAP Payments	2,550.00	288010
				hcv-s8	4172-00-000 Port Out Admin Fee Paid	77.13	288010
				hcv-s8	4715-02-000 Port Out HAP Payments	1,309.00	288010
				hcv-s8	4172-00-000 Port Out Admin Fee Paid	77.13	288010

Check Register

For Period = Feb 2024

Control	Batch	Period	Date	Property	Account	Amount	Reference
				hcv-s8	4715-02-000 Port Out HAP Payments	1,152.00	288010
				hcv-s8	4172-00-000 Port Out Admin Fee Paid	77.13	288010
				hcv-s8	4715-02-000 Port Out HAP Payments	1,885.00	288010
				hcv-s8	4172-00-000 Port Out Admin Fee Paid	77.13	288010
				hcv-s8	4715-02-000 Port Out HAP Payments	1,533.00	288010
				hcv-s8	4172-00-000 Port Out Admin Fee Paid	77.13	288010
				hcv-s8	4715-02-000 Port Out HAP Payments	2,287.00	288010
				hcv-s8	4172-00-000 Port Out Admin Fee Paid	77.13	288010
				hcv-s8	4715-02-000 Port Out HAP Payments	1,730.00	288010
				hcv-s8	4172-00-000 Port Out Admin Fee Paid	77.13	288010
				hcv-s8	4715-02-000 Port Out HAP Payments	281.00	288010
				hcv-s8	4172-00-000 Port Out Admin Fee Paid	77.13	288010
				hcv-s8	4715-02-000 Port Out HAP Payments	1,053.00	288010
				hcv-s8	4172-00-000 Port Out Admin Fee Paid	77.13	288010
				hcv-s8	4715-02-000 Port Out HAP Payments	158.00	288010
				hcv-s8	4172-00-000 Port Out Admin Fee Paid	77.13	288010
				hcv-s8	4715-02-000 Port Out HAP Payments	1,666.00	288010
				hcv-s8	4172-00-000 Port Out Admin Fee Paid	77.13	288010
				hcv-s8	4715-02-000 Port Out HAP Payments	1,264.00	288010
				hcv-s8	4172-00-000 Port Out Admin Fee Paid	77.13	288010
				hcv-s8	4715-02-000 Port Out HAP Payments	2,029.00	288010
				hcv-s8	4172-00-000 Port Out Admin Fee Paid	77.13	288010
				hcv-s8	4715-02-000 Port Out HAP Payments	1,925.00	288010
				hcv-s8	4172-00-000 Port Out Admin Fee Paid	77.13	288010
				hcv-s8	4715-02-000 Port Out HAP Payments	1,525.00	288010
				hcv-s8	4172-00-000 Port Out Admin Fee Paid	77.13	288010
				hcv-s8	4715-02-000 Port Out HAP Payments	877.00	288010
				hcv-s8	4172-00-000 Port Out Admin Fee Paid	77.13	288010
				hcv-s8	4715-02-000 Port Out HAP Payments	1,440.00	288010
				hcv-s8	4172-00-000 Port Out Admin Fee Paid	77.13	288010
				hcv-s8	4715-02-000 Port Out HAP Payments	394.00	288010
				hcv-s8	4172-00-000 Port Out Admin Fee Paid	77.13	288010
				hcv-s8	4715-02-000 Port Out HAP Payments	1,407.00	288010
				hcv-s8	4172-00-000 Port Out Admin Fee Paid	77.13	288010
				hcv-s8	4715-02-000 Port Out HAP Payments	995.00	288010
				hcv-s8	4172-00-000 Port Out Admin Fee Paid	77.13	288010
				hcv-s8	4172-00-000 Port Out Admin Fee Paid	77.13	288010
				hcv-s8	4715-02-000 Port Out HAP Payments	1,293.00	288010
				hcv-s8	4172-00-000 Port Out Admin Fee Paid	77.13	288010
				hcv-s8	4715-02-000 Port Out HAP Payments	1,877.00	288010
				hcv-s8	4172-00-000 Port Out Admin Fee Paid	77.13	288010
				hcv-s8	4715-02-000 Port Out HAP Payments	1,378.00	288010
				hcv-s8	4172-00-000 Port Out Admin Fee Paid	77.13	288010
				hcv-s8	4172-00-000 Port Out Admin Fee Paid	77.13	288010
				hcv-s8	4715-02-000 Port Out HAP Payments	1,592.00	288010
				hcv-s8	4172-00-000 Port Out Admin Fee Paid	77.13	288010
				hcv-s8	4715-02-000 Port Out HAP Payments	803.00	288010
				hcv-s8	4172-00-000 Port Out Admin Fee Paid	77.13	288010
				hcv-s8	4715-02-000 Port Out HAP Payments	3,407.00	288010
				hcv-s8	4172-00-000 Port Out Admin Fee Paid	77.13	288010
				hcv-s8	4715-02-000 Port Out HAP Payments	899.00	288010
				hcv-s8	4172-00-000 Port Out Admin Fee Paid	77.13	288010

Check Register

For Period = Feb 2024

Control	Batch	Period	Date	Property	Account	Amount	Reference
				hcv-s8	4715-02-000 Port Out HAP Payments	2,026.00	288010
				hcv-s8	4172-00-000 Port Out Admin Fee Paid	77.13	288010
				hcv-s8	4715-02-000 Port Out HAP Payments	2,729.00	288010
				hcv-s8	4172-00-000 Port Out Admin Fee Paid	77.13	288010
				hcv-s8	4715-02-000 Port Out HAP Payments	1,675.00	288010
				hcv-s8	4172-00-000 Port Out Admin Fee Paid	77.13	288010
				hcv-s8	4715-02-000 Port Out HAP Payments	2,386.00	288010
				hcv-s8	4172-00-000 Port Out Admin Fee Paid	77.13	288010
				hcv-s8	4172-00-000 Port Out Admin Fee Paid	77.13	288010
				hcv-s8	4172-00-000 Port Out Admin Fee Paid	77.13	288010
				hcv-s8	4715-02-000 Port Out HAP Payments	2,444.00	288010
				hcv-s8	4172-00-000 Port Out Admin Fee Paid	77.13	288010
				hcv-s8	4715-02-000 Port Out HAP Payments	839.00	288010
				hcv-s8	4172-00-000 Port Out Admin Fee Paid	77.13	288010
				hcv-s8	4715-02-000 Port Out HAP Payments	2,628.00	288010
				hcv-s8	4172-00-000 Port Out Admin Fee Paid	77.13	288010
				hcv-s8	4715-02-000 Port Out HAP Payments	2,091.00	288010
				hcv-s8	4172-00-000 Port Out Admin Fee Paid	77.13	288010
				hcv-s8	4715-02-000 Port Out HAP Payments	3,122.00	288010
				hcv-s8	4172-00-000 Port Out Admin Fee Paid	77.13	288010
				hcv-s8	4715-02-000 Port Out HAP Payments	924.00	288010
				hcv-s8	4172-00-000 Port Out Admin Fee Paid	77.13	288010
				hcv-s8	4715-02-000 Port Out HAP Payments	2,540.00	288010
				hcv-s8	4172-00-000 Port Out Admin Fee Paid	77.13	288010
				hcv-s8	4715-02-000 Port Out HAP Payments	915.00	288010
				hcv-s8	4172-00-000 Port Out Admin Fee Paid	77.13	288010
				hcv-s8	4715-02-000 Port Out HAP Payments	877.00	288010
				hcv-s8	4172-00-000 Port Out Admin Fee Paid	77.13	288010
				hcv-s8	4715-02-000 Port Out HAP Payments	1,516.00	288010
				hcv-s8	4172-00-000 Port Out Admin Fee Paid	77.13	288010
				hcv-s8	4715-02-000 Port Out HAP Payments	1,252.00	288010
				hcv-s8	4172-00-000 Port Out Admin Fee Paid	77.13	288010
				hcv-s8	4715-02-000 Port Out HAP Payments	1,371.00	288010
				hcv-s8	4172-00-000 Port Out Admin Fee Paid	77.13	288010
				hcv-s8	4715-02-000 Port Out HAP Payments	869.00	288010
				hcv-s8	4172-00-000 Port Out Admin Fee Paid	77.13	288010
				hcv-s8	4715-02-000 Port Out HAP Payments	2,680.00	288010
				hcv-s8	4172-00-000 Port Out Admin Fee Paid	77.13	288010
				hcv-s8	4715-02-000 Port Out HAP Payments	1,129.00	288010
				hcv-s8	4172-00-000 Port Out Admin Fee Paid	77.13	288010
				hcv-s8	4715-02-000 Port Out HAP Payments	1,795.00	288010
				hcv-s8	4172-00-000 Port Out Admin Fee Paid	77.13	288010
				hcv-s8	4715-02-000 Port Out HAP Payments	915.00	288010
				hcv-s8	4172-00-000 Port Out Admin Fee Paid	77.13	288010
				hcv-s8	4715-02-000 Port Out HAP Payments	1,252.00	288010
				hcv-vash	4172-00-000 Port Out Admin Fee Paid	77.13	288010
				hcv-vash	4715-02-000 Port Out HAP Payments	925.00	288010
				hcv-s8	4172-00-000 Port Out Admin Fee Paid	77.13	288010
				hcv-s8	4715-02-000 Port Out HAP Payments	1,363.00	288010
				hcv-s8	4172-00-000 Port Out Admin Fee Paid	77.13	288010
				hcv-s8	4715-02-000 Port Out HAP Payments	2,004.00	288010
				hcv-s8	4172-00-000 Port Out Admin Fee Paid	77.13	288010

Check Register

For Period = Feb 2024

Control	Batch	Period	Date	Property	Account	Amount	Reference
				hcv-s8	4715-02-000 Port Out HAP Payments	935.00	288010
				hcv-s8	4172-00-000 Port Out Admin Fee Paid	77.13	288010
				hcv-s8	4715-02-000 Port Out HAP Payments	2,130.00	288010
				hcv-s8	4172-00-000 Port Out Admin Fee Paid	77.13	288010
				hcv-s8	4715-02-000 Port Out HAP Payments	1,665.00	288010
				hcv-s8	4172-00-000 Port Out Admin Fee Paid	77.13	288010
				hcv-s8	4715-02-000 Port Out HAP Payments	1,634.00	288010
				hcv-s8	4172-00-000 Port Out Admin Fee Paid	77.13	288010
				hcv-s8	4715-02-000 Port Out HAP Payments	1,670.00	288010
				hcv-s8	4172-00-000 Port Out Admin Fee Paid	77.13	288010
				hcv-s8	4715-02-000 Port Out HAP Payments	958.00	288010
				hcv-s8	4172-00-000 Port Out Admin Fee Paid	77.13	288010
				hcv-s8	4715-02-000 Port Out HAP Payments	995.00	288010
				hcv-s8	4172-00-000 Port Out Admin Fee Paid	77.13	288010
				hcv-s8	4715-02-000 Port Out HAP Payments	2,510.00	288010
				hcv-s8	4172-00-000 Port Out Admin Fee Paid	77.13	288010
				hcv-s8	4715-02-000 Port Out HAP Payments	1,421.00	288010
				hcv-s8	4172-00-000 Port Out Admin Fee Paid	77.13	288010
				hcv-s8	4715-02-000 Port Out HAP Payments	1,429.00	288010
				hcv-s8	4172-00-000 Port Out Admin Fee Paid	77.13	288010
				hcv-s8	4715-02-000 Port Out HAP Payments	127.00	288010
				hcv-s8	4172-00-000 Port Out Admin Fee Paid	77.13	288010
				hcv-s8	4715-02-000 Port Out HAP Payments	1,131.00	288010
				hcv-s8	4172-00-000 Port Out Admin Fee Paid	77.13	288010
				hcv-s8	4715-02-000 Port Out HAP Payments	2,624.00	288010
				hcv-s8	4172-00-000 Port Out Admin Fee Paid	77.13	288010
				hcv-s8	4715-02-000 Port Out HAP Payments	316.00	288010
				hcv-s8	4172-00-000 Port Out Admin Fee Paid	77.13	288010
				hcv-s8	4715-02-000 Port Out HAP Payments	1,606.00	288010
				hcv-s8	4172-00-000 Port Out Admin Fee Paid	77.13	288010
				hcv-s8	4715-02-000 Port Out HAP Payments	1,846.00	288010
				hcv-s8	4172-00-000 Port Out Admin Fee Paid	77.13	288010
				hcv-s8	4715-02-000 Port Out HAP Payments	2,215.00	288010
				hcv-s8	4172-00-000 Port Out Admin Fee Paid	77.13	288010
				hcv-s8	4715-02-000 Port Out HAP Payments	1,537.00	288010
				hcv-s8	4172-00-000 Port Out Admin Fee Paid	77.13	288010
				hcv-s8	4715-02-000 Port Out HAP Payments	1,131.00	288010
				hcv-s8	4172-00-000 Port Out Admin Fee Paid	77.13	288010
				hcv-s8	4715-02-000 Port Out HAP Payments	1,721.00	288010
				hcv-s8	4172-00-000 Port Out Admin Fee Paid	77.13	288010
				hcv-s8	4715-02-000 Port Out HAP Payments	2,632.00	288010
				hcv-s8	4172-00-000 Port Out Admin Fee Paid	77.13	288010
				hcv-s8	4715-02-000 Port Out HAP Payments	1,872.00	288010
				hcv-s8	4172-00-000 Port Out Admin Fee Paid	77.13	288010
				hcv-s8	4715-02-000 Port Out HAP Payments	2,740.00	288010
				hcv-s8	4172-00-000 Port Out Admin Fee Paid	77.13	288010
				hcv-s8	4715-02-000 Port Out HAP Payments	1,269.00	288010
				hcv-ned	4172-00-000 Port Out Admin Fee Paid	77.13	288010
				hcv-ned	4715-02-000 Port Out HAP Payments	1,726.00	288010
				hcv-s8	4172-00-000 Port Out Admin Fee Paid	77.13	288010
				hcv-s8	4715-02-000 Port Out HAP Payments	1,739.00	288010
				hcv-s8	4172-00-000 Port Out Admin Fee Paid	77.13	288010

Check Register

For Period = Feb 2024

Control	Batch	Period	Date	Property	Account	Amount	Reference
				hcv-s8	4715-02-000 Port Out HAP Payments	1,891.00	288010
				hcv-s8	4172-00-000 Port Out Admin Fee Paid	77.13	288010
				hcv-s8	4715-02-000 Port Out HAP Payments	277.00	288010
K-31120	922	02/2024	2/2/2024	hcv-s8	4715-00-000 Housing Assistance Payments	816.00	288011
K-31121	922	02/2024	2/2/2024	hcv-ned	4715-00-000 Housing Assistance Payments	993.00	288012
K-31122	922	02/2024	2/2/2024	hcv-s8	4715-00-000 Housing Assistance Payments	2,232.00	288013
K-31123	922	02/2024	2/2/2024	hcv-s8	4715-00-000 Housing Assistance Payments	925.00	288014
K-31124	922	02/2024	2/2/2024	hcv-s8	4715-00-000 Housing Assistance Payments	503.00	288015
K-31125	922	02/2024	2/2/2024	hcv-pbv	4715-00-000 Housing Assistance Payments	704.00	288016
				hcv-pbv	4715-00-000 Housing Assistance Payments	217.00	288016
				hcv-pbv	4715-00-000 Housing Assistance Payments	1,325.00	288016
				hcv-pbv	4715-00-000 Housing Assistance Payments	1,068.00	288016
				hcv-pbv	4715-00-000 Housing Assistance Payments	1,325.00	288016
K-31126	922	02/2024	2/2/2024	hcv-s8	4715-00-000 Housing Assistance Payments	1,900.00	288017
				hcv-s8	4715-00-000 Housing Assistance Payments	1,689.00	288017
				hcv-s8	4715-00-000 Housing Assistance Payments	873.00	288017
K-31127	922	02/2024	2/2/2024	hcv-s8	4715-00-000 Housing Assistance Payments	1,247.00	288018
K-31128	922	02/2024	2/2/2024	hcv-s8	4715-00-000 Housing Assistance Payments	2,232.00	288019
K-31129	922	02/2024	2/2/2024	hcv-s8	4715-00-000 Housing Assistance Payments	314.00	288020
K-31130	922	02/2024	2/2/2024	hcv-ned	4715-00-000 Housing Assistance Payments	999.00	288021
K-31131	922	02/2024	2/2/2024	hcv-s8	4715-00-000 Housing Assistance Payments	541.00	288022
K-31132	922	02/2024	2/2/2024	hcv-s8	4715-00-000 Housing Assistance Payments	500.00	288023
K-31133	922	02/2024	2/2/2024	hcv-s8	4715-00-000 Housing Assistance Payments	1,487.00	288024
K-31134	922	02/2024	2/2/2024	hcv-s8	4715-00-000 Housing Assistance Payments	767.00	288025
K-31135	922	02/2024	2/2/2024	hcv-s8	4715-00-000 Housing Assistance Payments	913.00	288026
K-31136	922	02/2024	2/2/2024	hcv-s8	4715-00-000 Housing Assistance Payments	2,155.00	288027
				hcv-s8	4715-00-000 Housing Assistance Payments	1,618.00	288027
K-31137	922	02/2024	2/2/2024	hcv-ned	4715-00-000 Housing Assistance Payments	1,220.00	288028
K-31138	922	02/2024	2/2/2024	hcv-s8	4715-00-000 Housing Assistance Payments	825.00	288029
K-31139	922	02/2024	2/2/2024	hcv-s8	4715-00-000 Housing Assistance Payments	680.00	288030
				hcv-s8	4715-00-000 Housing Assistance Payments	665.00	288030
				hcv-ned	4715-00-000 Housing Assistance Payments	1,113.00	288030
				hcv-ned	4715-00-000 Housing Assistance Payments	767.00	288030
				hcv-ned	4715-00-000 Housing Assistance Payments	753.00	288030
K-31140	922	02/2024	2/2/2024	hcv-ned	4715-00-000 Housing Assistance Payments	942.00	288031
				hcv-s8	4715-00-000 Housing Assistance Payments	1,134.00	288031
				hcv-s8	4715-00-000 Housing Assistance Payments	1,035.00	288031
				hcv-s8	4715-00-000 Housing Assistance Payments	973.00	288031
				hcv-s8	4715-00-000 Housing Assistance Payments	962.00	288031
				hcv-s8	4715-00-000 Housing Assistance Payments	990.00	288031
				hcv-s8	4715-00-000 Housing Assistance Payments	1,038.00	288031
				hcv-s8	4715-00-000 Housing Assistance Payments	1,035.00	288031
K-31141	922	02/2024	2/2/2024	hcv-s8	4715-00-000 Housing Assistance Payments	898.00	288032
				hcv-s8	4715-00-000 Housing Assistance Payments	1,288.00	288032
				hcv-s8	4715-00-000 Housing Assistance Payments	1,144.00	288032
K-31142	922	02/2024	2/2/2024	hcv-s8	4715-00-000 Housing Assistance Payments	826.00	288033
				hcv-s8	4715-00-000 Housing Assistance Payments	1,161.00	288033
				hcv-s8	4715-00-000 Housing Assistance Payments	1,288.00	288033
				hcv-s8	4715-00-000 Housing Assistance Payments	1,331.00	288033
				hcv-s8	4715-00-000 Housing Assistance Payments	935.00	288033
				hcv-s8	4715-00-000 Housing Assistance Payments	1,300.00	288033
				hcv-s8	4715-00-000 Housing Assistance Payments	1,016.00	288033

Check Register

For Period = Feb 2024

Control	Batch	Period	Date	Property	Account	Amount	Reference
				hcv-s8	4715-00-000 Housing Assistance Payments	1,026.00	288033
				hcv-s8	4715-00-000 Housing Assistance Payments	807.00	288033
				hcv-vash	4715-00-000 Housing Assistance Payments	898.00	288033
				hcv-vash	4715-00-000 Housing Assistance Payments	959.00	288033
				hcv-vash	4715-00-000 Housing Assistance Payments	894.00	288033
				hcv-vash	4715-00-000 Housing Assistance Payments	1,239.00	288033
				hcv-ned	4715-00-000 Housing Assistance Payments	968.00	288033
				hcv-s8	4715-00-000 Housing Assistance Payments	1,026.00	288033
				hcv-s8	4715-00-000 Housing Assistance Payments	1,288.00	288033
				hcv-s8	4715-00-000 Housing Assistance Payments	844.00	288033
				hcv-vash	4715-00-000 Housing Assistance Payments	374.00	288033
				hcv-vash	4715-00-000 Housing Assistance Payments	917.00	288033
				hcv-vash	4715-00-000 Housing Assistance Payments	1,118.00	288033
				hcv-s8	4715-00-000 Housing Assistance Payments	1,012.00	288033
K-31143	922	02/2024	2/2/2024	hcv-ned	4715-00-000 Housing Assistance Payments	1,234.00	288034
				lv_pbv	4715-00-000 Housing Assistance Payments	797.00	288034
				lv_pbv	4715-00-000 Housing Assistance Payments	1,900.00	288034
				hcv-ned	4715-00-000 Housing Assistance Payments	708.00	288034
				hcv-s8	4715-00-000 Housing Assistance Payments	1,303.00	288034
				hcv-s8	4715-00-000 Housing Assistance Payments	1,056.00	288034
				hcv-s8	4715-00-000 Housing Assistance Payments	874.00	288034
				lv_pbv	4715-00-000 Housing Assistance Payments	999.00	288034
				lv_pbv	4715-00-000 Housing Assistance Payments	1,050.00	288034
				lv_pbv	4715-00-000 Housing Assistance Payments	1,300.00	288034
				lv_pbv	4715-00-000 Housing Assistance Payments	374.00	288034
				lv_pbv	4715-00-000 Housing Assistance Payments	518.00	288034
				lv_pbv	4715-00-000 Housing Assistance Payments	1,796.00	288034
				lv_pbv	4715-00-000 Housing Assistance Payments	302.00	288034
				lv_pbv	4715-00-000 Housing Assistance Payments	1,140.00	288034
				lv_pbv	4715-00-000 Housing Assistance Payments	1,300.00	288034
				lv_pbv	4715-00-000 Housing Assistance Payments	980.00	288034
				lv_pbv	4715-00-000 Housing Assistance Payments	1,228.00	288034
				lv_pbv	4715-00-000 Housing Assistance Payments	1,041.00	288034
				lv_pbv	4715-00-000 Housing Assistance Payments	1,900.00	288034
				lv_pbv	4715-00-000 Housing Assistance Payments	1,300.00	288034
				hcv-s8	4715-00-000 Housing Assistance Payments	816.00	288034
				hcv-s8	4715-00-000 Housing Assistance Payments	487.00	288034
				hcv-s8	4715-00-000 Housing Assistance Payments	723.00	288034
				hcv-s8	4715-00-000 Housing Assistance Payments	926.00	288034
				hcv-s8	4715-00-000 Housing Assistance Payments	1,129.00	288034
				hcv-s8	4715-00-000 Housing Assistance Payments	989.00	288034
				hcv-pbv	4715-00-000 Housing Assistance Payments	873.00	288034
				hcv-pbv	4715-00-000 Housing Assistance Payments	1,229.00	288034
				hcv-pbv	4715-00-000 Housing Assistance Payments	1,300.00	288034
				hcv-pbv	4715-00-000 Housing Assistance Payments	1,300.00	288034
				hcv-s8	4715-00-000 Housing Assistance Payments	967.00	288034
				hcv-s8	4715-00-000 Housing Assistance Payments	866.00	288034
				hcv-s8	4715-00-000 Housing Assistance Payments	1,380.00	288034
				hcv-tpv	4715-00-000 Housing Assistance Payments	611.00	288034
				hcv-tpv	4715-00-000 Housing Assistance Payments	1,199.00	288034
				hcv-s8	4715-00-000 Housing Assistance Payments	874.00	288034
				hcv-s8	4715-00-000 Housing Assistance Payments	968.00	288034

Check Register

For Period = Feb 2024

Control	Batch	Period	Date	Property	Account	Amount	Reference
				hcv-s8	4715-00-000 Housing Assistance Payments	609.00	288034
				hcv-s8	4715-00-000 Housing Assistance Payments	865.00	288034
				hcv-s8	4715-00-000 Housing Assistance Payments	1,032.00	288034
				hcv-s8	4715-00-000 Housing Assistance Payments	1,900.00	288034
				hcv-s8	4715-00-000 Housing Assistance Payments	1,640.00	288034
				hcv-s8	4715-00-000 Housing Assistance Payments	925.00	288034
				hcv-s8	4715-00-000 Housing Assistance Payments	795.00	288034
				hcv-s8	4715-00-000 Housing Assistance Payments	616.00	288034
				hcv-s8	4715-00-000 Housing Assistance Payments	1,231.00	288034
				hcv-s8	4715-00-000 Housing Assistance Payments	666.00	288034
K-31144	922	02/2024	2/2/2024	hcv-s8	4715-00-000 Housing Assistance Payments	2,216.00	288035
K-31145	922	02/2024	2/2/2024	hcv-s8	4715-00-000 Housing Assistance Payments	1,010.00	288036
K-31146	922	02/2024	2/2/2024	hcv-s8	4715-00-000 Housing Assistance Payments	614.00	288037
K-31147	922	02/2024	2/2/2024	hcv-s8	4715-00-000 Housing Assistance Payments	1,549.00	288038
K-31148	922	02/2024	2/2/2024	hcv-ehv	4715-10-000 EHV HAP Expense	1,038.00	288039
K-31149	922	02/2024	2/2/2024	hcv-tpv	4715-00-000 Housing Assistance Payments	3,000.00	288040
K-31150	922	02/2024	2/2/2024	hcv-s8	4715-00-000 Housing Assistance Payments	157.00	288041
K-31151	922	02/2024	2/2/2024	hcv-ned	4715-00-000 Housing Assistance Payments	1,995.00	288042
K-31152	922	02/2024	2/2/2024	hcv-s8	4715-00-000 Housing Assistance Payments	649.00	288043
K-31153	922	02/2024	2/2/2024	hcv-s8	4715-00-000 Housing Assistance Payments	1,337.00	288044
K-31154	922	02/2024	2/2/2024	hcv-s8	4715-00-000 Housing Assistance Payments	1,302.00	288045
K-31155	922	02/2024	2/2/2024	hcv-s8	4715-00-000 Housing Assistance Payments	1,786.00	288046
K-31156	922	02/2024	2/2/2024	hcv-s8	4715-00-000 Housing Assistance Payments	844.00	288047
				hcv-vash	4715-00-000 Housing Assistance Payments	682.00	288047
K-31157	922	02/2024	2/2/2024	hcv-ned	4715-00-000 Housing Assistance Payments	899.00	288048
K-31158	922	02/2024	2/2/2024	hcv-s8	4715-00-000 Housing Assistance Payments	1,410.00	288049
				hcv-s8	4715-00-000 Housing Assistance Payments	962.00	288049
				hcv-s8	4715-00-000 Housing Assistance Payments	559.00	288049
				hcv-s8	4715-00-000 Housing Assistance Payments	1,066.00	288049
				hcv-s8	4715-00-000 Housing Assistance Payments	1,273.00	288049
				hcv-s8	4715-00-000 Housing Assistance Payments	545.00	288049
				hcv-s8	4715-00-000 Housing Assistance Payments	1,023.00	288049
				portin	4585-00-000 Port-In HAP Expense	-1,237.00	288049
				portin	4585-00-000 Port-In HAP Expense	-1,237.00	288049
				portin	4585-00-000 Port-In HAP Expense	-1,237.00	288049
				portin	4585-00-000 Port-In HAP Expense	-1,237.00	288049
K-31159	922	02/2024	2/2/2024	hcv-vash	4715-00-000 Housing Assistance Payments	1,317.00	288050
K-31160	922	02/2024	2/2/2024	hcv-s8	4715-00-000 Housing Assistance Payments	2,130.00	288051
K-31161	922	02/2024	2/2/2024	hcv-s8	4715-00-000 Housing Assistance Payments	1,546.00	288052
K-31162	922	02/2024	2/2/2024	hcv-pbv	4715-00-000 Housing Assistance Payments	421.00	288053
				hcv-ehv	4715-10-000 EHV HAP Expense	1,157.00	288053
				hcv-pbv	4715-00-000 Housing Assistance Payments	533.00	288053
				hcv-pbv	4715-00-000 Housing Assistance Payments	1,045.00	288053
				hcv-pbv	4715-00-000 Housing Assistance Payments	928.00	288053
				hcv-pbv	4715-00-000 Housing Assistance Payments	393.00	288053
K-31163	922	02/2024	2/2/2024	hcv-s8	4715-00-000 Housing Assistance Payments	1,695.00	288054
K-31164	922	02/2024	2/2/2024	hcv-s8	4715-00-000 Housing Assistance Payments	1,055.00	288055
K-31165	922	02/2024	2/2/2024	hcv-s8	4715-00-000 Housing Assistance Payments	1,319.00	288056
K-31166	922	02/2024	2/2/2024	hcv-s8	4715-00-000 Housing Assistance Payments	1,063.00	288057
K-31167	922	02/2024	2/2/2024	hcv-s8	4715-00-000 Housing Assistance Payments	757.00	288058
K-31168	922	02/2024	2/2/2024	hcv-ned	4715-00-000 Housing Assistance Payments	373.00	288059
K-31169	922	02/2024	2/2/2024	hcv-ned	4715-00-000 Housing Assistance Payments	1,451.00	288060

Check Register

For Period = Feb 2024

Control	Batch	Period	Date	Property	Account	Amount	Reference
				hcv-s8	4715-00-000 Housing Assistance Payments	1,300.00	288060
				hcv-vash	4715-00-000 Housing Assistance Payments	963.00	288060
				hcv-s8	4715-00-000 Housing Assistance Payments	1,170.00	288060
				hcv-s8	4715-00-000 Housing Assistance Payments	405.00	288060
				hcv-s8	4715-00-000 Housing Assistance Payments	1,326.00	288060
				hcv-s8	4715-00-000 Housing Assistance Payments	1,215.00	288060
K-31170	922	02/2024	2/2/2024	hcv-s8	4715-00-000 Housing Assistance Payments	766.00	288061
K-31171	922	02/2024	2/2/2024	hcv-ehv	4715-10-000 EHV HAP Expense	1,523.00	288062
K-31172	922	02/2024	2/2/2024	hcv-vash	4715-00-000 Housing Assistance Payments	-835.00	288063
				hcv-vash	4715-00-000 Housing Assistance Payments	816.00	288063
				hcv-vash	4715-00-000 Housing Assistance Payments	816.00	288063
K-31173	922	02/2024	2/2/2024	hcv-s8	4715-00-000 Housing Assistance Payments	969.00	288064
				hcv-ehv	4715-10-000 EHV HAP Expense	847.00	288064
K-31174	922	02/2024	2/2/2024	hcv-ehv	4715-10-000 EHV HAP Expense	1,259.00	288065
				hcv-s8	4715-00-000 Housing Assistance Payments	1,500.00	288065
				hcv-s8	4715-00-000 Housing Assistance Payments	993.00	288065
				hcv-vash	4715-00-000 Housing Assistance Payments	934.00	288065
				hcv-s8	4715-00-000 Housing Assistance Payments	456.00	288065
				hcv-ned	4715-00-000 Housing Assistance Payments	965.00	288065
				hcv-vash	4715-00-000 Housing Assistance Payments	271.00	288065
				hcv-vash	4715-00-000 Housing Assistance Payments	1,124.00	288065
				hcv-vash	4715-00-000 Housing Assistance Payments	1,171.00	288065
K-31175	922	02/2024	2/2/2024	hcv-s8	4715-00-000 Housing Assistance Payments	1,129.00	288066
K-31176	922	02/2024	2/2/2024	hcv-s8	4715-00-000 Housing Assistance Payments	905.00	288067
				hcv-ned	4715-00-000 Housing Assistance Payments	1,874.00	288067
K-31177	922	02/2024	2/2/2024	hcv-vash	4715-00-000 Housing Assistance Payments	-830.00	288068
				hcv-vash	4715-00-000 Housing Assistance Payments	1,110.00	288068
				hcv-vash	4715-00-000 Housing Assistance Payments	1,110.00	288068
				hcv-ned	4715-00-000 Housing Assistance Payments	1,245.00	288068
K-31178	922	02/2024	2/2/2024	hcv-s8	4715-00-000 Housing Assistance Payments	808.00	288069
K-31179	922	02/2024	2/2/2024	hcv-s8	4715-00-000 Housing Assistance Payments	2,001.00	288070
K-31180	922	02/2024	2/2/2024	hcv-s8	4715-00-000 Housing Assistance Payments	1,111.00	288071
				hcv-s8	4715-00-000 Housing Assistance Payments	983.00	288071
				hcv-ned	4715-00-000 Housing Assistance Payments	1,119.00	288071
				hcv-ned	4715-00-000 Housing Assistance Payments	1,089.00	288071
K-31181	922	02/2024	2/2/2024	hcv-s8	4715-00-000 Housing Assistance Payments	844.00	288072
K-31182	922	02/2024	2/2/2024	hcv-s8	4715-00-000 Housing Assistance Payments	1,542.00	288073
K-31183	922	02/2024	2/2/2024	hcv-s8	4715-00-000 Housing Assistance Payments	1,030.00	288074
				hcv-tpv	4715-00-000 Housing Assistance Payments	2,708.00	288074
				hcv-s8	4715-00-000 Housing Assistance Payments	1,584.00	288074
				hcv-s8	4715-00-000 Housing Assistance Payments	2,243.00	288074
K-31184	922	02/2024	2/2/2024	hcv-s8	4715-00-000 Housing Assistance Payments	1,157.00	288075
K-31185	922	02/2024	2/2/2024	hcv-s8	4715-00-000 Housing Assistance Payments	1,939.00	288076
K-31186	922	02/2024	2/2/2024	hcv-s8	4715-00-000 Housing Assistance Payments	513.00	288077
K-31187	922	02/2024	2/2/2024	hcv-s8	4715-00-000 Housing Assistance Payments	2,150.00	288078
K-31188	922	02/2024	2/2/2024	hcv-ned	4715-00-000 Housing Assistance Payments	1,363.00	288079
				hcv-pbv	4715-00-000 Housing Assistance Payments	1,508.00	288079
				hcv-pbv	4715-00-000 Housing Assistance Payments	1,344.00	288079
				hcv-pbv	4715-00-000 Housing Assistance Payments	753.00	288079
				hcv-pbv	4715-00-000 Housing Assistance Payments	1,486.00	288079
				hcv-pbv	4715-00-000 Housing Assistance Payments	1,746.00	288079
				hcv-s8	4715-00-000 Housing Assistance Payments	1,081.00	288079

Check Register

For Period = Feb 2024

Control	Batch	Period	Date	Property	Account	Amount	Reference
				hcv-s8	4715-00-000 Housing Assistance Payments	1,708.00	288079
K-31189	922	02/2024	2/2/2024	hcv-s8	4715-00-000 Housing Assistance Payments	622.00	288080
K-31190	922	02/2024	2/2/2024	hcv-ned	4715-00-000 Housing Assistance Payments	977.00	288081
K-31191	922	02/2024	2/2/2024	hcv-s8	4715-00-000 Housing Assistance Payments	2,300.00	288082
K-31192	922	02/2024	2/2/2024	hcv-s8	4715-00-000 Housing Assistance Payments	1,634.00	288083
K-31193	922	02/2024	2/2/2024	hcv-s8	4715-00-000 Housing Assistance Payments	1,701.00	288084
K-31194	922	02/2024	2/2/2024	hcv-s8	4715-00-000 Housing Assistance Payments	986.00	288085
				hcv-s8	4715-00-000 Housing Assistance Payments	968.00	288085
K-31195	922	02/2024	2/2/2024	hcv-s8	4715-00-000 Housing Assistance Payments	2,450.00	288086
K-31196	922	02/2024	2/2/2024	hcv-s8	4715-00-000 Housing Assistance Payments	1,295.00	288087
K-31197	922	02/2024	2/2/2024	hcv-s8	4715-00-000 Housing Assistance Payments	1,200.00	288088
				hcv-ned	4715-00-000 Housing Assistance Payments	-875.00	288088
				hcv-ned	4715-00-000 Housing Assistance Payments	1,159.00	288088
				hcv-ned	4715-00-000 Housing Assistance Payments	822.00	288088
				hcv-vash	4715-00-000 Housing Assistance Payments	1,339.00	288088
K-31198	922	02/2024	2/2/2024	hcv-s8	4715-00-000 Housing Assistance Payments	1,710.00	288089
				hcv-s8	4715-00-000 Housing Assistance Payments	1,378.00	288089
K-31199	922	02/2024	2/2/2024	hcv-s8	4715-00-000 Housing Assistance Payments	2,347.00	288090
				hcv-s8	4715-00-000 Housing Assistance Payments	2,399.00	288090
				hcv-s8	4715-00-000 Housing Assistance Payments	1,758.00	288090
				hcv-s8	4715-00-000 Housing Assistance Payments	1,758.00	288090
				hcv-s8	4715-00-000 Housing Assistance Payments	906.00	288090
K-31200	922	02/2024	2/2/2024	hcv-s8	4715-00-000 Housing Assistance Payments	1,625.00	288091
				hcv-s8	4715-00-000 Housing Assistance Payments	499.00	288091
				hcv-s8	4715-00-000 Housing Assistance Payments	1,582.00	288091
				hcv-s8	4715-00-000 Housing Assistance Payments	715.00	288091
				hcv-s8	4715-00-000 Housing Assistance Payments	1,037.00	288091
				hcv-s8	4715-00-000 Housing Assistance Payments	1,414.00	288091
K-31201	922	02/2024	2/2/2024	hcv-s8	4715-00-000 Housing Assistance Payments	459.00	288092
				hcv-pbv	4715-00-000 Housing Assistance Payments	879.00	288092
				hcv-pbv	4715-00-000 Housing Assistance Payments	358.00	288092
				hcv-pbv	4715-00-000 Housing Assistance Payments	358.00	288092
				hcv-pbv	4715-00-000 Housing Assistance Payments	450.00	288092
				hcv-pbv	4715-00-000 Housing Assistance Payments	928.00	288092
				hcv-s8	4715-00-000 Housing Assistance Payments	412.00	288092
K-31202	922	02/2024	2/2/2024	hcv-s8	4172-00-000 Port Out Admin Fee Paid	77.13	288093
				hcv-s8	4715-02-000 Port Out HAP Payments	2,085.00	288093
K-31203	922	02/2024	2/2/2024	hcv-s8	4715-00-000 Housing Assistance Payments	1,340.00	288094
K-31204	922	02/2024	2/2/2024	hcv-s8	4715-00-000 Housing Assistance Payments	1,564.00	288095
				hcv-s8	4715-00-000 Housing Assistance Payments	1,157.00	288095
				hcv-s8	4715-00-000 Housing Assistance Payments	45.00	288095
				hcv-s8	4715-00-000 Housing Assistance Payments	416.00	288095
				hcv-s8	4715-00-000 Housing Assistance Payments	1,492.00	288095
				hcv-s8	4715-00-000 Housing Assistance Payments	1,135.00	288095
				hcv-s8	4715-00-000 Housing Assistance Payments	1,638.00	288095
				hcv-s8	4715-00-000 Housing Assistance Payments	-691.00	288095
				hcv-s8	4715-00-000 Housing Assistance Payments	856.00	288095
				hcv-s8	4715-00-000 Housing Assistance Payments	-691.00	288095
				hcv-s8	4715-00-000 Housing Assistance Payments	856.00	288095
				hcv-s8	4715-00-000 Housing Assistance Payments	-691.00	288095
				hcv-s8	4715-00-000 Housing Assistance Payments	856.00	288095
				hcv-s8	4715-00-000 Housing Assistance Payments	-691.00	288095
				hcv-s8	4715-00-000 Housing Assistance Payments	856.00	288095
				hcv-s8	4715-00-000 Housing Assistance Payments	-691.00	288095

Check Register

For Period = Feb 2024

Control	Batch	Period	Date	Property	Account	Amount	Reference
				hcv-s8	4715-00-000 Housing Assistance Payments	856.00	288095
				hcv-s8	4715-00-000 Housing Assistance Payments	1,804.00	288095
				hcv-s8	4715-00-000 Housing Assistance Payments	918.00	288095
K-31205	922	02/2024	2/2/2024	hcv-s8	4715-00-000 Housing Assistance Payments	2,533.00	288096
K-31206	922	02/2024	2/2/2024	hcv-s8	4715-00-000 Housing Assistance Payments	2,069.00	288097
				hcv-s8	4715-00-000 Housing Assistance Payments	1,754.00	288097
				hcv-s8	4715-00-000 Housing Assistance Payments	1,294.00	288097
				hcv-s8	4715-00-000 Housing Assistance Payments	1,600.00	288097
				hcv-s8	4715-00-000 Housing Assistance Payments	1,329.00	288097
				hcv-s8	4715-00-000 Housing Assistance Payments	1,329.00	288097
				hcv-s8	4715-00-000 Housing Assistance Payments	1,329.00	288097
				hcv-s8	4715-00-000 Housing Assistance Payments	1,329.00	288097
				hcv-s8	4715-00-000 Housing Assistance Payments	1,329.00	288097
				hcv-s8	4715-00-000 Housing Assistance Payments	1,288.00	288097
				hcv-s8	4715-00-000 Housing Assistance Payments	1,571.00	288097
				hcv-s8	4715-00-000 Housing Assistance Payments	1,533.00	288097
				hcv-s8	4715-00-000 Housing Assistance Payments	1,499.00	288097
				hcv-s8	4715-00-000 Housing Assistance Payments	1,829.00	288097
				hcv-s8	4715-00-000 Housing Assistance Payments	1,082.00	288097
				hcv-s8	4715-00-000 Housing Assistance Payments	1,389.00	288097
				hcv-s8	4715-00-000 Housing Assistance Payments	2,300.00	288097
				hcv-s8	4715-00-000 Housing Assistance Payments	2,041.00	288097
				hcv-s8	4715-00-000 Housing Assistance Payments	1,161.00	288097
				hcv-s8	4715-00-000 Housing Assistance Payments	-1,161.00	288097
				hcv-s8	4715-00-000 Housing Assistance Payments	1,470.00	288097
				hcv-ned	4715-00-000 Housing Assistance Payments	-1,158.00	288097
				hcv-ned	4715-00-000 Housing Assistance Payments	1,214.00	288097
				hcv-ned	4715-00-000 Housing Assistance Payments	-1,158.00	288097
				hcv-ned	4715-00-000 Housing Assistance Payments	1,214.00	288097
				hcv-ned	4715-00-000 Housing Assistance Payments	1,214.00	288097
				hcv-ned	4715-00-000 Housing Assistance Payments	1,519.00	288097
				hcv-vash	4715-00-000 Housing Assistance Payments	620.00	288097
				hcv-vash	4715-00-000 Housing Assistance Payments	-620.00	288097
				hcv-s8	4715-00-000 Housing Assistance Payments	1,634.00	288097
				hcv-s8	4715-00-000 Housing Assistance Payments	1,294.00	288097
				hcv-s8	4715-00-000 Housing Assistance Payments	1,724.00	288097
				hcv-s8	4715-00-000 Housing Assistance Payments	1,731.00	288097
				hcv-s8	4715-00-000 Housing Assistance Payments	1,648.00	288097
				hcv-s8	4715-00-000 Housing Assistance Payments	1,879.00	288097
				hcv-s8	4715-00-000 Housing Assistance Payments	-1,350.00	288097
				hcv-s8	4715-00-000 Housing Assistance Payments	740.00	288097
				hcv-s8	4715-00-000 Housing Assistance Payments	1,495.00	288097
				hcv-s8	4715-00-000 Housing Assistance Payments	1,583.00	288097
				hcv-s8	4715-00-000 Housing Assistance Payments	1,350.00	288097
K-31207	922	02/2024	2/2/2024	hcv-s8	4715-00-000 Housing Assistance Payments	2,000.00	288098
K-31208	922	02/2024	2/2/2024	hcv-pbv	4715-00-000 Housing Assistance Payments	436.00	288099
				hcv-pbv	4715-00-000 Housing Assistance Payments	436.00	288099
				mg_pbv	4715-00-000 Housing Assistance Payments	426.00	288099
				mg_pbv	4715-00-000 Housing Assistance Payments	436.00	288099
				mg_pbv	4715-00-000 Housing Assistance Payments	426.00	288099
				mg_pbv	4715-00-000 Housing Assistance Payments	235.00	288099
				mg_pbv	4715-00-000 Housing Assistance Payments	424.00	288099
				mg_pbv	4715-00-000 Housing Assistance Payments	436.00	288099

Check Register

For Period = Feb 2024

Control	Batch	Period	Date	Property	Account	Amount	Reference
				mg_pbv	4715-00-000 Housing Assistance Payments	428.00	288099
				mg_pbv	4715-00-000 Housing Assistance Payments	315.00	288099
				mg_pbv	4715-00-000 Housing Assistance Payments	436.00	288099
				mg_pbv	4715-00-000 Housing Assistance Payments	429.00	288099
				mg_pbv	4715-00-000 Housing Assistance Payments	430.00	288099
				mg_pbv	4715-00-000 Housing Assistance Payments	436.00	288099
				mg_pbv	4715-00-000 Housing Assistance Payments	373.00	288099
				mg_pbv	4715-00-000 Housing Assistance Payments	430.00	288099
				mg_pbv	4715-00-000 Housing Assistance Payments	430.00	288099
				mg_pbv	4715-00-000 Housing Assistance Payments	430.00	288099
				mg_pbv	4715-00-000 Housing Assistance Payments	430.00	288099
				mg_pbv	4715-00-000 Housing Assistance Payments	375.00	288099
				mg_pbv	4715-00-000 Housing Assistance Payments	585.00	288099
				mg_pbv	4715-00-000 Housing Assistance Payments	312.00	288099
				mg_pbv	4715-00-000 Housing Assistance Payments	436.00	288099
K-31209	922	02/2024	2/2/2024	hcv-vash	4715-00-000 Housing Assistance Payments	1,645.00	288100
K-31210	922	02/2024	2/2/2024	hcv-ned	4715-00-000 Housing Assistance Payments	1,333.00	288101
				hcv-ned	4715-00-000 Housing Assistance Payments	1,254.00	288101
				hcv-vash	4715-00-000 Housing Assistance Payments	462.00	288101
				hcv-vash	4715-00-000 Housing Assistance Payments	1,313.00	288101
				hcv-vash	4715-00-000 Housing Assistance Payments	1,269.00	288101
				hcv-s8	4715-00-000 Housing Assistance Payments	1,098.00	288101
				hcv-vash	4715-00-000 Housing Assistance Payments	1,295.00	288101
				hcv-s8	4715-00-000 Housing Assistance Payments	1,702.00	288101
				hcv-s8	4715-00-000 Housing Assistance Payments	1,098.00	288101
				hcv-ehv	4715-10-000 EHV HAP Expense	946.00	288101
				hcv-s8	4715-00-000 Housing Assistance Payments	950.00	288101
				hcv-s8	4715-00-000 Housing Assistance Payments	1,109.00	288101
				hcv-s8	4715-00-000 Housing Assistance Payments	1,163.00	288101
				hcv-s8	4715-00-000 Housing Assistance Payments	1,071.00	288101
				hcv-s8	4715-00-000 Housing Assistance Payments	1,046.00	288101
				hcv-s8	4715-00-000 Housing Assistance Payments	1,215.00	288101
				hcv-s8	4715-00-000 Housing Assistance Payments	-1,219.00	288101
				hcv-s8	4715-00-000 Housing Assistance Payments	1,099.00	288101
				hcv-s8	4715-00-000 Housing Assistance Payments	1,139.00	288101
				hcv-s8	4715-00-000 Housing Assistance Payments	1,218.00	288101
				hcv-s8	4715-00-000 Housing Assistance Payments	1,186.00	288101
				hcv-s8	4715-00-000 Housing Assistance Payments	298.00	288101
				hcv-s8	4715-00-000 Housing Assistance Payments	1,244.00	288101
				hcv-s8	4715-00-000 Housing Assistance Payments	1,570.00	288101
				hcv-s8	4715-00-000 Housing Assistance Payments	1,244.00	288101
				hcv-s8	4715-00-000 Housing Assistance Payments	1,177.00	288101
				hcv-vash	4715-00-000 Housing Assistance Payments	736.00	288101
				hcv-s8	4715-00-000 Housing Assistance Payments	1,244.00	288101
K-31211	922	02/2024	2/2/2024	hcv-s8	4715-00-000 Housing Assistance Payments	1,505.00	288102
K-31212	922	02/2024	2/2/2024	hcv-s8	4715-00-000 Housing Assistance Payments	1,251.00	288103
K-31213	922	02/2024	2/2/2024	hcv-s8	4715-00-000 Housing Assistance Payments	1,469.00	288104
				hcv-s8	4715-00-000 Housing Assistance Payments	525.00	288104
K-31214	922	02/2024	2/2/2024	hcv-s8	4715-00-000 Housing Assistance Payments	1,305.00	288105
				hcv-vash	4715-00-000 Housing Assistance Payments	1,090.00	288105
K-31215	922	02/2024	2/2/2024	hcv-s8	4715-00-000 Housing Assistance Payments	578.00	288106
K-31216	922	02/2024	2/2/2024	hcv-s8	4715-00-000 Housing Assistance Payments	736.00	288107
K-31217	922	02/2024	2/2/2024	hcv-s8	4715-00-000 Housing Assistance Payments	1,121.00	288108

Check Register

For Period = Feb 2024

Control	Batch	Period	Date	Property	Account	Amount	Reference
K-31218	922	02/2024	2/2/2024	hcv-s8	4715-00-000 Housing Assistance Payments	1,973.00	288109
K-31219	922	02/2024	2/2/2024	hcv-s8	4715-00-000 Housing Assistance Payments	1,013.00	288110
K-31220	922	02/2024	2/2/2024	hcv-s8	4715-00-000 Housing Assistance Payments	1,181.00	288111
K-31221	922	02/2024	2/2/2024	hcv-s8	4715-00-000 Housing Assistance Payments	1,500.00	288112
				hcv-s8	4715-00-000 Housing Assistance Payments	996.00	288112
				hcv-s8	4715-00-000 Housing Assistance Payments	1,202.00	288112
				hcv-s8	4715-00-000 Housing Assistance Payments	1,244.00	288112
				hcv-ned	4715-00-000 Housing Assistance Payments	1,129.00	288112
K-31222	922	02/2024	2/2/2024	hcv-vash	4715-00-000 Housing Assistance Payments	1,848.00	288113
				hcv-s8	4715-00-000 Housing Assistance Payments	1,288.00	288113
				hcv-s8	4715-00-000 Housing Assistance Payments	2,150.00	288113
				hcv-s8	4715-00-000 Housing Assistance Payments	2,096.00	288113
				hcv-s8	4715-00-000 Housing Assistance Payments	650.00	288113
				hcv-s8	4715-00-000 Housing Assistance Payments	1,327.00	288113
K-31223	922	02/2024	2/2/2024	hcv-s8	4715-00-000 Housing Assistance Payments	967.00	288114
K-31224	922	02/2024	2/2/2024	hcv-vash	4172-00-000 Port Out Admin Fee Paid	77.13	893
				hcv-vash	4715-02-000 Port Out HAP Payments	579.00	893
				hcv-vash	4715-02-000 Port Out HAP Payments	-8.66	893
				hcv-s8	4715-02-000 Port Out HAP Payments	-87.47	893
				hcv-vash	4715-02-000 Port Out HAP Payments	-560.00	893
K-31225	922	02/2024	2/2/2024	hcv-s8	4715-00-000 Housing Assistance Payments	1,255.00	288115
K-31226	922	02/2024	2/2/2024	hcv-s8	4715-00-000 Housing Assistance Payments	1,158.00	288116
K-31227	922	02/2024	2/2/2024	hcv-s8	4715-00-000 Housing Assistance Payments	966.00	288117
K-31228	922	02/2024	2/2/2024	hcv-ned	4715-00-000 Housing Assistance Payments	1,369.00	288118
K-31229	922	02/2024	2/2/2024	hcv-s8	4715-00-000 Housing Assistance Payments	1,380.00	288119
K-31230	922	02/2024	2/2/2024	hcv-s8	4715-00-000 Housing Assistance Payments	2,450.00	288120
K-31231	922	02/2024	2/2/2024	hcv-s8	4715-00-000 Housing Assistance Payments	1,392.00	288121
K-31232	922	02/2024	2/2/2024	hcv-s8	4715-00-000 Housing Assistance Payments	1,450.00	288122
				hcv-s8	4715-00-000 Housing Assistance Payments	2,750.00	288122
K-31233	922	02/2024	2/2/2024	hcv-s8	4715-00-000 Housing Assistance Payments	1,340.00	288123
K-31234	922	02/2024	2/2/2024	hcv-s8	4715-00-000 Housing Assistance Payments	992.00	288124
K-31235	922	02/2024	2/2/2024	hcv-s8	4715-00-000 Housing Assistance Payments	864.00	288125
K-31236	922	02/2024	2/2/2024	hcv-ned	4715-00-000 Housing Assistance Payments	717.00	288126
				hcv-ned	4715-00-000 Housing Assistance Payments	653.00	288126
K-31237	922	02/2024	2/2/2024	hcv-vash	4715-00-000 Housing Assistance Payments	1,623.00	288127
				hcv-s8	4715-00-000 Housing Assistance Payments	993.00	288127
				hcv-s8	4715-00-000 Housing Assistance Payments	1,603.00	288127
K-31238	922	02/2024	2/2/2024	hcv-s8	4715-00-000 Housing Assistance Payments	1,014.00	288128
K-31239	922	02/2024	2/2/2024	hcv-s8	4715-00-000 Housing Assistance Payments	449.00	288129
				hcv-s8	4715-00-000 Housing Assistance Payments	859.00	288129
K-31240	922	02/2024	2/2/2024	hcv-s8	4715-00-000 Housing Assistance Payments	1,420.00	288130
K-31241	922	02/2024	2/2/2024	hcv-s8	4715-00-000 Housing Assistance Payments	510.00	288131
K-31242	922	02/2024	2/2/2024	hcv-s8	4715-00-000 Housing Assistance Payments	1,388.00	288132
				hcv-vash	4715-00-000 Housing Assistance Payments	792.00	288132
				hcv-s8	4715-00-000 Housing Assistance Payments	1,110.00	288132
K-31243	922	02/2024	2/2/2024	hcv-s8	4715-00-000 Housing Assistance Payments	871.00	288133
K-31244	922	02/2024	2/2/2024	hcv-ned	4715-00-000 Housing Assistance Payments	674.00	288134
K-31245	922	02/2024	2/2/2024	hcv-s8	4715-00-000 Housing Assistance Payments	262.00	288135
K-31246	922	02/2024	2/2/2024	hcv-ned	4715-00-000 Housing Assistance Payments	652.00	288136
K-31247	922	02/2024	2/2/2024	hcv-s8	4715-00-000 Housing Assistance Payments	577.00	288137
K-31248	922	02/2024	2/2/2024	hcv-s8	4715-00-000 Housing Assistance Payments	166.00	288138
K-31249	922	02/2024	2/2/2024	hcv-s8	4715-00-000 Housing Assistance Payments	734.00	288139

Check Register

For Period = Feb 2024

Control	Batch	Period	Date	Property	Account	Amount	Reference
K-31250	922	02/2024	2/2/2024	hcv-ned	4715-00-000 Housing Assistance Payments	2,218.00	288140
K-31251	922	02/2024	2/2/2024	hcv-tpv	4715-00-000 Housing Assistance Payments	1,657.00	288141
				hcv-s8	4715-00-000 Housing Assistance Payments	354.00	288141
K-31252	922	02/2024	2/2/2024	hcv-s8	4715-00-000 Housing Assistance Payments	1,051.00	288142
K-31253	922	02/2024	2/2/2024	hcv-ned	4715-00-000 Housing Assistance Payments	1,067.00	288143
K-31254	922	02/2024	2/2/2024	hcv-vash	4715-00-000 Housing Assistance Payments	399.00	288144
				hcv-vash	4715-00-000 Housing Assistance Payments	822.00	288144
				hcv-vash	4715-00-000 Housing Assistance Payments	687.00	288144
K-31255	922	02/2024	2/2/2024	hcv-s8	4715-00-000 Housing Assistance Payments	1,676.00	288145
				hcv-s8	4715-00-000 Housing Assistance Payments	1,570.00	288145
K-31256	922	02/2024	2/2/2024	hcv-vash	4715-00-000 Housing Assistance Payments	951.00	288146
				hcv-vash	4715-00-000 Housing Assistance Payments	699.00	288146
				hcv-vash	4715-00-000 Housing Assistance Payments	1,215.00	288146
				hcv-vash	4715-00-000 Housing Assistance Payments	900.00	288146
K-31257	922	02/2024	2/2/2024	hcv-ned	4715-00-000 Housing Assistance Payments	1,250.00	288147
				hcv-s8	4715-00-000 Housing Assistance Payments	-15.00	288147
K-31258	922	02/2024	2/2/2024	hcv-s8	4715-00-000 Housing Assistance Payments	1,625.00	288148
				hcv-s8	4715-00-000 Housing Assistance Payments	1,999.00	288148
				hcv-s8	4715-00-000 Housing Assistance Payments	1,625.00	288148
				hcv-ned	4715-00-000 Housing Assistance Payments	1,306.00	288148
				hcv-vash	4715-00-000 Housing Assistance Payments	938.00	288148
				hcv-vash	4715-00-000 Housing Assistance Payments	969.00	288148
K-31259	922	02/2024	2/2/2024	hcv-s8	4715-00-000 Housing Assistance Payments	1,823.00	288149
				hcv-s8	4715-00-000 Housing Assistance Payments	52.00	288149
K-31260	922	02/2024	2/2/2024	hcv-s8	4715-00-000 Housing Assistance Payments	1,922.00	288150
K-31261	922	02/2024	2/2/2024	hcv-s8	4715-00-000 Housing Assistance Payments	1,762.00	288151
K-31262	922	02/2024	2/2/2024	hcv-s8	4715-00-000 Housing Assistance Payments	1,050.00	894
				hcv-pbv	4715-00-000 Housing Assistance Payments	-210.00	894
				hcv-pbv	4715-00-000 Housing Assistance Payments	-840.00	894
K-31263	922	02/2024	2/2/2024	hcv-s8	4715-00-000 Housing Assistance Payments	1,705.00	288152
K-31264	922	02/2024	2/2/2024	hcv-vash	4715-00-000 Housing Assistance Payments	554.00	288153
K-31265	922	02/2024	2/2/2024	hcv-s8	4715-00-000 Housing Assistance Payments	299.00	288154
				hcv-s8	4715-00-000 Housing Assistance Payments	916.00	288154
K-31266	922	02/2024	2/2/2024	hcv-s8	4715-00-000 Housing Assistance Payments	1,041.00	288155
				hcv-s8	4715-00-000 Housing Assistance Payments	860.00	288155
				hcv-s8	4715-00-000 Housing Assistance Payments	907.00	288155
				hcv-s8	4715-00-000 Housing Assistance Payments	180.00	288155
K-31267	922	02/2024	2/2/2024	hcv-s8	4715-00-000 Housing Assistance Payments	1,079.00	288156
				hcv-s8	4715-00-000 Housing Assistance Payments	993.00	288156
K-31268	922	02/2024	2/2/2024	hcv-s8	4715-00-000 Housing Assistance Payments	939.00	288157
				hcv-s8	4715-00-000 Housing Assistance Payments	1,308.00	288157
				hcv-ehv	4715-10-000 EHV HAP Expense	138.00	288157
				hcv-ehv	4715-10-000 EHV HAP Expense	1,524.00	288157
				hcv-ehv	4715-10-000 EHV HAP Expense	1,381.00	288157
				hcv-ehv	4715-10-000 EHV HAP Expense	1,527.00	288157
K-31269	922	02/2024	2/2/2024	hcv-vash	4715-00-000 Housing Assistance Payments	823.00	288158
K-31270	922	02/2024	2/2/2024	hcv-s8	4715-00-000 Housing Assistance Payments	1,176.00	288159
				hcv-s8	4715-00-000 Housing Assistance Payments	1,245.00	288159
				hcv-s8	4715-00-000 Housing Assistance Payments	991.00	288159
K-31271	922	02/2024	2/2/2024	hcv-s8	4715-00-000 Housing Assistance Payments	960.00	288160
K-31272	922	02/2024	2/2/2024	hcv-ehv	4715-10-000 EHV HAP Expense	510.00	288161
K-31273	922	02/2024	2/2/2024	hcv-pbv	4715-00-000 Housing Assistance Payments	358.00	288162

Check Register

For Period = Feb 2024

Control	Batch	Period	Date	Property	Account	Amount	Reference
				hcv-pbv	4715-00-000 Housing Assistance Payments	794.00	288162
				hcv-pbv	4715-00-000 Housing Assistance Payments	1,546.00	288162
				hcv-pbv	4715-00-000 Housing Assistance Payments	334.00	288162
				hcv-pbv	4715-00-000 Housing Assistance Payments	928.00	288162
				hcv-pbv	4715-00-000 Housing Assistance Payments	1,013.00	288162
				hcv-pbv	4715-00-000 Housing Assistance Payments	225.00	288162
				hcv-pbv	4715-00-000 Housing Assistance Payments	820.00	288162
				hcv-pbv	4715-00-000 Housing Assistance Payments	726.00	288162
				hcv-pbv	4715-00-000 Housing Assistance Payments	1,013.00	288162
				hcv-pbv	4715-00-000 Housing Assistance Payments	1,128.00	288162
				hcv-pbv	4715-00-000 Housing Assistance Payments	1,031.00	288162
				hcv-pbv	4715-00-000 Housing Assistance Payments	729.00	288162
				hcv-pbv	4715-00-000 Housing Assistance Payments	1,392.00	288162
				hcv-pbv	4715-00-000 Housing Assistance Payments	1,283.00	288162
				hcv-pbv	4715-00-000 Housing Assistance Payments	1,183.00	288162
				hcv-pbv	4715-00-000 Housing Assistance Payments	1,003.00	288162
				hcv-pbv	4715-00-000 Housing Assistance Payments	809.00	288162
				hcv-pbv	4715-00-000 Housing Assistance Payments	1,023.00	288162
				hcv-vash	4715-00-000 Housing Assistance Payments	676.00	288162
				hcv-vash	4715-00-000 Housing Assistance Payments	983.00	288162
K-31274	922	02/2024	2/2/2024	hcv-s8	4715-00-000 Housing Assistance Payments	627.00	288163
K-31275	922	02/2024	2/2/2024	hcv-s8	4715-00-000 Housing Assistance Payments	1,491.00	288164
K-31276	922	02/2024	2/2/2024	hcv-s8	4715-00-000 Housing Assistance Payments	1,462.00	288165
				hcv-s8	4715-00-000 Housing Assistance Payments	971.00	288165
K-31277	922	02/2024	2/2/2024	hcv-s8	4715-00-000 Housing Assistance Payments	737.00	288166
K-31278	922	02/2024	2/2/2024	hcv-s8	4715-00-000 Housing Assistance Payments	1,300.00	288167
				hcv-s8	4715-00-000 Housing Assistance Payments	1,289.00	288167
				hcv-s8	4715-00-000 Housing Assistance Payments	1,325.00	288167
K-31279	922	02/2024	2/2/2024	hcv-s8	4715-00-000 Housing Assistance Payments	1,823.00	288168
K-31280	922	02/2024	2/2/2024	hcv-s8	4715-00-000 Housing Assistance Payments	725.00	288169
K-31281	922	02/2024	2/2/2024	hcv-s8	4715-00-000 Housing Assistance Payments	998.00	288170
				hcv-s8	4715-00-000 Housing Assistance Payments	2,030.00	288170
K-31282	922	02/2024	2/2/2024	hcv-s8	4715-00-000 Housing Assistance Payments	460.00	288171
K-31283	922	02/2024	2/2/2024	hcv-s8	4715-00-000 Housing Assistance Payments	805.00	288172
K-31284	922	02/2024	2/2/2024	hcv-s8	4715-00-000 Housing Assistance Payments	811.00	288173
				hcv-s8	4715-00-000 Housing Assistance Payments	1,149.00	288173
K-31285	922	02/2024	2/2/2024	hcv-s8	4715-00-000 Housing Assistance Payments	1,668.00	288174
K-31286	922	02/2024	2/2/2024	hcv-s8	4715-00-000 Housing Assistance Payments	450.00	288175
				hcv-s8	4715-00-000 Housing Assistance Payments	923.00	288175
K-31287	922	02/2024	2/2/2024	hcv-s8	4715-00-000 Housing Assistance Payments	983.00	288176
K-31288	922	02/2024	2/2/2024	hcv-s8	4715-00-000 Housing Assistance Payments	1,626.00	288177
				hcv-vash	4715-00-000 Housing Assistance Payments	1,008.00	288177
				hcv-vash	4715-00-000 Housing Assistance Payments	-130.00	288177
				hcv-vash	4715-00-000 Housing Assistance Payments	-892.00	288177
				hcv-vash	4715-00-000 Housing Assistance Payments	923.00	288177
				hcv-vash	4715-00-000 Housing Assistance Payments	-892.00	288177
				hcv-vash	4715-00-000 Housing Assistance Payments	923.00	288177
				hcv-vash	4715-00-000 Housing Assistance Payments	-892.00	288177
				hcv-vash	4715-00-000 Housing Assistance Payments	923.00	288177
K-31289	922	02/2024	2/2/2024	hcv-s8	4715-00-000 Housing Assistance Payments	1,113.00	288178
K-31290	922	02/2024	2/2/2024	hcv-s8	4715-00-000 Housing Assistance Payments	2,038.00	288179
K-31291	922	02/2024	2/2/2024	hcv-pbv	4715-00-000 Housing Assistance Payments	1,265.00	288180

Check Register

For Period = Feb 2024

Control	Batch	Period	Date	Property	Account	Amount	Reference
				hcv-pbv	4715-00-000 Housing Assistance Payments	1,119.00	288180
				hcv-pbv	4715-00-000 Housing Assistance Payments	873.00	288180
				hcv-pbv	4715-00-000 Housing Assistance Payments	948.00	288180
				hcv-pbv	4715-00-000 Housing Assistance Payments	1,119.00	288180
				hcv-pbv	4715-00-000 Housing Assistance Payments	1,829.00	288180
				hcv-pbv	4715-00-000 Housing Assistance Payments	898.00	288180
				hcv-pbv	4715-00-000 Housing Assistance Payments	845.00	288180
				hcv-pbv	4715-00-000 Housing Assistance Payments	941.00	288180
				hcv-pbv	4715-00-000 Housing Assistance Payments	1,395.00	288180
				hcv-pbv	4715-00-000 Housing Assistance Payments	641.00	288180
				hcv-pbv	4715-00-000 Housing Assistance Payments	816.00	288180
				hcv-pbv	4715-00-000 Housing Assistance Payments	737.00	288180
				hcv-pbv	4715-00-000 Housing Assistance Payments	816.00	288180
				hcv-pbv	4715-00-000 Housing Assistance Payments	847.00	288180
				hcv-pbv	4715-00-000 Housing Assistance Payments	820.00	288180
K-31292	922	02/2024	2/2/2024	hcv-s8	4715-00-000 Housing Assistance Payments	753.00	288181
K-31293	922	02/2024	2/2/2024	hcv-s8	4715-00-000 Housing Assistance Payments	1,469.00	288182
				hcv-s8	4715-00-000 Housing Assistance Payments	731.00	288182
K-31294	922	02/2024	2/2/2024	hcv-s8	4715-00-000 Housing Assistance Payments	1,093.00	288183
				hcv-s8	4715-00-000 Housing Assistance Payments	1,323.00	288183
				hcv-s8	4715-00-000 Housing Assistance Payments	862.00	288183
				hcv-s8	4715-00-000 Housing Assistance Payments	412.00	288183
				hcv-s8	4715-00-000 Housing Assistance Payments	1,120.00	288183
				hcv-s8	4715-00-000 Housing Assistance Payments	972.00	288183
				hcv-ned	4715-00-000 Housing Assistance Payments	1,121.00	288183
				hcv-s8	4715-00-000 Housing Assistance Payments	1,269.00	288183
K-31295	922	02/2024	2/2/2024	hcv-s8	4715-00-000 Housing Assistance Payments	1,052.00	288184
K-31296	922	02/2024	2/2/2024	hcv-s8	4715-00-000 Housing Assistance Payments	554.00	288185
K-31297	922	02/2024	2/2/2024	hcv-pbv	4715-00-000 Housing Assistance Payments	483.00	288186
				hcv-pbv	4715-00-000 Housing Assistance Payments	233.00	288186
				hcv-pbv	4715-00-000 Housing Assistance Payments	618.00	288186
				hcv-pbv	4715-00-000 Housing Assistance Payments	367.00	288186
				hcv-pbv	4715-00-000 Housing Assistance Payments	315.00	288186
				hcv-pbv	4715-00-000 Housing Assistance Payments	488.00	288186
				hcv-pbv	4715-00-000 Housing Assistance Payments	758.00	288186
				hcv-pbv	4715-00-000 Housing Assistance Payments	314.00	288186
				hcv-pbv	4715-00-000 Housing Assistance Payments	220.00	288186
				hcv-pbv	4715-00-000 Housing Assistance Payments	259.00	288186
				hcv-pbv	4715-00-000 Housing Assistance Payments	475.00	288186
				hcv-pbv	4715-00-000 Housing Assistance Payments	367.00	288186
				hcv-pbv	4715-00-000 Housing Assistance Payments	42.00	288186
				hcv-pbv	4715-00-000 Housing Assistance Payments	660.00	288186
				hcv-pbv	4715-00-000 Housing Assistance Payments	298.00	288186
				hcv-pbv	4715-00-000 Housing Assistance Payments	660.00	288186
				hcv-pbv	4715-00-000 Housing Assistance Payments	394.00	288186
				hcv-pbv	4715-00-000 Housing Assistance Payments	643.00	288186
				hcv-pbv	4715-00-000 Housing Assistance Payments	643.00	288186
				hcv-pbv	4715-00-000 Housing Assistance Payments	462.00	288186
				hcv-pbv	4715-00-000 Housing Assistance Payments	268.00	288186
				hcv-pbv	4715-00-000 Housing Assistance Payments	462.00	288186
				hcv-vash	4715-00-000 Housing Assistance Payments	758.00	288186
				hcv-vash	4715-00-000 Housing Assistance Payments	708.00	288186

Check Register

For Period = Feb 2024

Control	Batch	Period	Date	Property	Account	Amount	Reference
				hcv-vash	4715-00-000 Housing Assistance Payments	484.00	288186
				hcv-vash	4715-00-000 Housing Assistance Payments	274.00	288186
				hcv-vash	4715-00-000 Housing Assistance Payments	758.00	288186
				hcv-vash	4715-00-000 Housing Assistance Payments	476.00	288186
				hcv-vash	4715-00-000 Housing Assistance Payments	367.00	288186
				hcv-vash	4715-00-000 Housing Assistance Payments	178.00	288186
				hcv-vash	4715-00-000 Housing Assistance Payments	362.00	288186
				hcv-vash	4715-00-000 Housing Assistance Payments	116.00	288186
				hcv-vash	4715-00-000 Housing Assistance Payments	314.00	288186
				hcv-vash	4715-00-000 Housing Assistance Payments	488.00	288186
K-31298	922	02/2024	2/2/2024	hcv-s8	4715-00-000 Housing Assistance Payments	1,016.00	288187
K-31299	922	02/2024	2/2/2024	hcv-s8	4715-00-000 Housing Assistance Payments	2,991.00	288188
K-31300	922	02/2024	2/2/2024	hcv-s8	4715-00-000 Housing Assistance Payments	1,288.00	288189
K-31301	922	02/2024	2/2/2024	hcv-s8	4715-00-000 Housing Assistance Payments	1,614.00	288190
				hcv-s8	4715-00-000 Housing Assistance Payments	1,621.00	288190
				hcv-s8	4715-00-000 Housing Assistance Payments	1,300.00	288190
				hcv-s8	4715-00-000 Housing Assistance Payments	646.00	288190
				hcv-s8	4715-00-000 Housing Assistance Payments	1,428.00	288190
K-31302	922	02/2024	2/2/2024	hcv-s8	4715-00-000 Housing Assistance Payments	706.00	288191
				hcv-ehv	4715-10-000 EHV HAP Expense	993.00	288191
				hcv-ehv	4715-10-000 EHV HAP Expense	1,315.00	288191
				hcv-vash	4715-00-000 Housing Assistance Payments	1,200.00	288191
				hcv-vash	4715-00-000 Housing Assistance Payments	791.00	288191
				hcv-vash	4715-00-000 Housing Assistance Payments	1,200.00	288191
				hcv-vash	4715-00-000 Housing Assistance Payments	837.00	288191
				hcv-vash	4715-00-000 Housing Assistance Payments	1,096.00	288191
				hcv-vash	4715-00-000 Housing Assistance Payments	1,101.00	288191
				hcv-vash	4715-00-000 Housing Assistance Payments	470.00	288191
				hcv-vash	4715-00-000 Housing Assistance Payments	1,300.00	288191
				hcv-vash	4715-00-000 Housing Assistance Payments	908.00	288191
				hcv-vash	4715-00-000 Housing Assistance Payments	932.00	288191
				hcv-vash	4715-00-000 Housing Assistance Payments	848.00	288191
				hcv-vash	4715-00-000 Housing Assistance Payments	941.00	288191
				hcv-vash	4715-00-000 Housing Assistance Payments	1,025.00	288191
				hcv-vash	4715-00-000 Housing Assistance Payments	632.00	288191
				hcv-vash	4715-00-000 Housing Assistance Payments	806.00	288191
				hcv-vash	4715-00-000 Housing Assistance Payments	1,083.00	288191
				hcv-vash	4715-00-000 Housing Assistance Payments	1,200.00	288191
				hcv-vash	4715-00-000 Housing Assistance Payments	466.00	288191
				hcv-vash	4715-00-000 Housing Assistance Payments	485.00	288191
				hcv-vash	4715-00-000 Housing Assistance Payments	1,175.00	288191
				hcv-vash	4715-00-000 Housing Assistance Payments	828.00	288191
				hcv-vash	4715-00-000 Housing Assistance Payments	1,151.00	288191
				hcv-vash	4715-00-000 Housing Assistance Payments	1,350.00	288191
K-31303	922	02/2024	2/2/2024	hcv-s8	4715-00-000 Housing Assistance Payments	1,531.00	288192
				hcv-s8	4715-00-000 Housing Assistance Payments	1,294.00	288192
				hcv-s8	4715-00-000 Housing Assistance Payments	1,031.00	288192
K-31304	922	02/2024	2/2/2024	hcv-pbv	4715-00-000 Housing Assistance Payments	991.00	288193
				hcv-pbv	4715-00-000 Housing Assistance Payments	991.00	288193
				hcv-pbv	4715-00-000 Housing Assistance Payments	876.00	288193
				hcv-pbv	4715-00-000 Housing Assistance Payments	727.00	288193
				hcv-pbv	4715-00-000 Housing Assistance Payments	818.00	288193

Check Register

For Period = Feb 2024

Control	Batch	Period	Date	Property	Account	Amount	Reference
				hcv-pbv	4715-00-000 Housing Assistance Payments	680.00	288193
				hcv-pbv	4715-00-000 Housing Assistance Payments	991.00	288193
				hcv-pbv	4715-00-000 Housing Assistance Payments	991.00	288193
				hcv-pbv	4715-00-000 Housing Assistance Payments	1,075.00	288193
K-31305	922	02/2024	2/2/2024	hcv-s8	4715-00-000 Housing Assistance Payments	2,250.00	288194
				hcv-s8	4715-00-000 Housing Assistance Payments	1,563.00	288194
K-31306	922	02/2024	2/2/2024	hcv-s8	4715-00-000 Housing Assistance Payments	1,029.00	288195
K-31307	922	02/2024	2/2/2024	hcv-s8	4715-00-000 Housing Assistance Payments	2,300.00	288196
K-31308	922	02/2024	2/2/2024	hcv-s8	4715-00-000 Housing Assistance Payments	1,857.00	288197
K-31309	922	02/2024	2/2/2024	hcv-s8	4715-00-000 Housing Assistance Payments	1,650.00	288198
K-31310	922	02/2024	2/2/2024	hcv-s8	4715-00-000 Housing Assistance Payments	1,106.00	288199
K-31311	922	02/2024	2/2/2024	hcv-ned	4715-00-000 Housing Assistance Payments	1,160.00	288200
				hcv-ned	4715-00-000 Housing Assistance Payments	1,406.00	288200
				hcv-s8	4715-00-000 Housing Assistance Payments	373.00	288200
				hcv-s8	4715-00-000 Housing Assistance Payments	1,302.00	288200
				hcv-s8	4715-00-000 Housing Assistance Payments	1,285.00	288200
				hcv-s8	4715-00-000 Housing Assistance Payments	1,636.00	288200
				hcv-s8	4715-00-000 Housing Assistance Payments	1,447.00	288200
				hcv-s8	4715-00-000 Housing Assistance Payments	2,195.00	288200
K-31312	922	02/2024	2/2/2024	hcv-s8	4715-00-000 Housing Assistance Payments	2,295.00	288201
				hcv-s8	4715-00-000 Housing Assistance Payments	1,720.00	288201
				hcv-s8	4715-00-000 Housing Assistance Payments	1,009.00	288201
				hcv-s8	4715-00-000 Housing Assistance Payments	1,991.00	288201
				hcv-ehv	4715-10-000 EHV HAP Expense	1,025.00	288201
K-31313	922	02/2024	2/2/2024	hcv-s8	4715-00-000 Housing Assistance Payments	1,174.00	288202
				hcv-s8	4715-00-000 Housing Assistance Payments	1,164.00	288202
				hcv-s8	4715-00-000 Housing Assistance Payments	389.00	288202
				hcv-s8	4715-00-000 Housing Assistance Payments	1,165.00	288202
				hcv-s8	4715-00-000 Housing Assistance Payments	1,174.00	288202
K-31314	922	02/2024	2/2/2024	hcv-s8	4715-00-000 Housing Assistance Payments	1,844.00	288203
K-31315	922	02/2024	2/2/2024	hcv-s8	4715-00-000 Housing Assistance Payments	698.00	288204
				hcv-s8	4715-00-000 Housing Assistance Payments	1,060.00	288204
				hcv-ehv	4715-10-000 EHV HAP Expense	1,135.00	288204
				hcv-s8	4715-00-000 Housing Assistance Payments	929.00	288204
				hcv-s8	4715-00-000 Housing Assistance Payments	929.00	288204
				hcv-s8	4715-00-000 Housing Assistance Payments	829.00	288204
				hcv-s8	4715-00-000 Housing Assistance Payments	1,040.00	288204
				hcv-s8	4715-00-000 Housing Assistance Payments	928.00	288204
				hcv-s8	4715-00-000 Housing Assistance Payments	1,000.00	288204
				hcv-ned	4715-00-000 Housing Assistance Payments	881.00	288204
				hcv-s8	4715-00-000 Housing Assistance Payments	1,070.00	288204
K-31316	922	02/2024	2/2/2024	hcv-s8	4172-00-000 Port Out Admin Fee Paid	77.13	288205
				hcv-s8	4715-02-000 Port Out HAP Payments	2,644.00	288205
				hcv-s8	4172-00-000 Port Out Admin Fee Paid	77.13	288205
				hcv-s8	4715-02-000 Port Out HAP Payments	1,303.00	288205
				hcv-s8	4172-00-000 Port Out Admin Fee Paid	77.13	288205
				hcv-s8	4715-02-000 Port Out HAP Payments	1,494.00	288205
				hcv-s8	4172-00-000 Port Out Admin Fee Paid	77.13	288205
				hcv-s8	4715-02-000 Port Out HAP Payments	1,572.00	288205
				hcv-s8	4172-00-000 Port Out Admin Fee Paid	77.13	288205
				hcv-s8	4715-02-000 Port Out HAP Payments	2,599.00	288205
K-31317	922	02/2024	2/2/2024	hcv-tpv	4715-00-000 Housing Assistance Payments	1,623.00	288206

Check Register

For Period = Feb 2024

Control	Batch	Period	Date	Property	Account	Amount	Reference
K-31318	922	02/2024	2/2/2024	hcv-pbv	4715-00-000 Housing Assistance Payments	615.00	288207
				hcv-pbv	4715-00-000 Housing Assistance Payments	892.00	288207
				hcv-pbv	4715-00-000 Housing Assistance Payments	1,304.00	288207
K-31319	922	02/2024	2/2/2024	hcv-s8	4715-00-000 Housing Assistance Payments	1,083.00	288208
K-31320	922	02/2024	2/2/2024	hcv-s8	4715-00-000 Housing Assistance Payments	1,105.00	288209
K-31321	922	02/2024	2/2/2024	hcv-s8	4715-00-000 Housing Assistance Payments	745.00	288210
				hcv-s8	4715-00-000 Housing Assistance Payments	580.00	288210
				hcv-s8	4715-00-000 Housing Assistance Payments	463.00	288210
				hcv-s8	4715-00-000 Housing Assistance Payments	-44.00	288210
				hcv-s8	4715-00-000 Housing Assistance Payments	-925.00	288210
K-31322	922	02/2024	2/2/2024	hcv-ned	4715-00-000 Housing Assistance Payments	881.00	288211
				hcv-s8	4715-00-000 Housing Assistance Payments	1,022.00	288211
K-31323	922	02/2024	2/2/2024	hcv-ned	4715-00-000 Housing Assistance Payments	686.00	288212
K-31324	922	02/2024	2/2/2024	hcv-ned	4715-00-000 Housing Assistance Payments	779.00	288213
K-31325	922	02/2024	2/2/2024	hcv-s8	4715-00-000 Housing Assistance Payments	1,202.00	288214
K-31326	922	02/2024	2/2/2024	hcv-s8	4715-00-000 Housing Assistance Payments	1,258.00	288215
				hcv-s8	4715-00-000 Housing Assistance Payments	426.00	288215
				hcv-s8	4715-00-000 Housing Assistance Payments	1,376.00	288215
				hcv-s8	4715-00-000 Housing Assistance Payments	2,202.00	288215
				hcv-s8	4715-00-000 Housing Assistance Payments	1,420.00	288215
				hcv-s8	4715-00-000 Housing Assistance Payments	807.00	288215
				hcv-s8	4715-00-000 Housing Assistance Payments	684.00	288215
				hcv-s8	4715-00-000 Housing Assistance Payments	1,925.00	288215
				hcv-s8	4715-00-000 Housing Assistance Payments	1,481.00	288215
				hcv-s8	4715-00-000 Housing Assistance Payments	2,336.00	288215
K-31327	922	02/2024	2/2/2024	hcv-s8	4715-00-000 Housing Assistance Payments	2,000.00	288216
K-31328	922	02/2024	2/2/2024	hcv-s8	4715-00-000 Housing Assistance Payments	649.00	288217
K-31329	922	02/2024	2/2/2024	hcv-s8	4715-00-000 Housing Assistance Payments	2,041.00	288218
K-31330	922	02/2024	2/2/2024	hcv-s8	4715-00-000 Housing Assistance Payments	1,701.00	288219
K-31331	922	02/2024	2/2/2024	hcv-s8	4715-00-000 Housing Assistance Payments	1,214.00	288220
K-31332	922	02/2024	2/2/2024	hcv-s8	4715-00-000 Housing Assistance Payments	1,318.00	288221
K-31333	922	02/2024	2/2/2024	hcv-s8	4715-00-000 Housing Assistance Payments	938.00	288222
				hcv-s8	4715-00-000 Housing Assistance Payments	1,200.00	288222
K-31334	922	02/2024	2/2/2024	hcv-s8	4715-00-000 Housing Assistance Payments	2,195.00	288223
K-31335	922	02/2024	2/2/2024	hcv-s8	4715-00-000 Housing Assistance Payments	782.00	288224
K-31336	922	02/2024	2/2/2024	hcv-vash	4715-00-000 Housing Assistance Payments	975.00	895
				hcv-vash	4715-00-000 Housing Assistance Payments	-818.00	895
				hcv-vash	4715-00-000 Housing Assistance Payments	-157.00	895
K-31337	922	02/2024	2/2/2024	hcv-s8	4172-00-000 Port Out Admin Fee Paid	65.98	288225
				hcv-s8	4715-02-000 Port Out HAP Payments	797.00	288225
K-31338	922	02/2024	2/2/2024	hcv-s8	4715-00-000 Housing Assistance Payments	1,423.00	288226
K-31339	922	02/2024	2/2/2024	hcv-s8	4715-00-000 Housing Assistance Payments	2,802.00	288227
K-31340	922	02/2024	2/2/2024	hcv-s8	4715-00-000 Housing Assistance Payments	1,345.00	288228
				hcv-s8	4715-00-000 Housing Assistance Payments	-755.00	288228
K-31341	922	02/2024	2/2/2024	hcv-ehv	4715-10-000 EHV HAP Expense	2,295.00	288229
				hcv-s8	4715-00-000 Housing Assistance Payments	1,523.00	288229
K-31342	922	02/2024	2/2/2024	hcv-s8	4715-00-000 Housing Assistance Payments	800.00	288230
K-31343	922	02/2024	2/2/2024	hcv-s8	4715-00-000 Housing Assistance Payments	1,294.00	288231
K-31344	922	02/2024	2/2/2024	hcv-s8	4715-00-000 Housing Assistance Payments	732.00	288232
K-31345	922	02/2024	2/2/2024	hcv-s8	4715-00-000 Housing Assistance Payments	1,258.00	288233
				hcv-s8	4715-00-000 Housing Assistance Payments	2,575.00	288233
K-31346	922	02/2024	2/2/2024	hcv-s8	4715-00-000 Housing Assistance Payments	1,955.00	288234

Check Register

For Period = Feb 2024

Control	Batch	Period	Date	Property	Account	Amount	Reference
				hcv-s8	4715-00-000 Housing Assistance Payments	2,500.00	288234
				hcv-ehv	4715-10-000 EHV HAP Expense	2,208.00	288234
				hcv-s8	4715-00-000 Housing Assistance Payments	2,341.00	288234
				hcv-s8	4715-00-000 Housing Assistance Payments	2,075.00	288234
K-31347	922	02/2024	2/2/2024	hcv-s8	4715-00-000 Housing Assistance Payments	1,833.00	288235
K-31348	922	02/2024	2/2/2024	hcv-s8	4715-00-000 Housing Assistance Payments	677.00	288236
				hcv-s8	4715-00-000 Housing Assistance Payments	1,090.00	288236
				hcv-s8	4715-00-000 Housing Assistance Payments	1,124.00	288236
				hcv-s8	4715-00-000 Housing Assistance Payments	1,288.00	288236
				hcv-s8	4715-00-000 Housing Assistance Payments	939.00	288236
				hcv-s8	4715-00-000 Housing Assistance Payments	717.00	288236
				hcv-s8	4715-00-000 Housing Assistance Payments	820.00	288236
				hcv-ehv	4715-10-000 EHV HAP Expense	1,110.00	288236
				hcv-s8	4715-00-000 Housing Assistance Payments	942.00	288236
				hcv-s8	4715-00-000 Housing Assistance Payments	953.00	288236
				hcv-s8	4715-00-000 Housing Assistance Payments	1,038.00	288236
				hcv-s8	4715-00-000 Housing Assistance Payments	842.00	288236
				hcv-s8	4715-00-000 Housing Assistance Payments	1,082.00	288236
				hcv-s8	4715-00-000 Housing Assistance Payments	1,018.00	288236
				hcv-s8	4715-00-000 Housing Assistance Payments	1,102.00	288236
K-31349	922	02/2024	2/2/2024	hcv-s8	4715-00-000 Housing Assistance Payments	625.00	288237
				hcv-s8	4715-00-000 Housing Assistance Payments	819.00	288237
K-31350	922	02/2024	2/2/2024	hcv-s8	4715-00-000 Housing Assistance Payments	734.00	288238
K-31351	922	02/2024	2/2/2024	hcv-s8	4715-00-000 Housing Assistance Payments	1,575.00	288239
K-31352	922	02/2024	2/2/2024	hcv-s8	4715-00-000 Housing Assistance Payments	1,182.00	288240
				hcv-s8	4715-00-000 Housing Assistance Payments	1,671.00	288240
K-31353	922	02/2024	2/2/2024	hcv-s8	4172-00-000 Port Out Admin Fee Paid	77.13	288241
				hcv-s8	4715-02-000 Port Out HAP Payments	1,949.00	288241
				hcv-s8	4172-00-000 Port Out Admin Fee Paid	77.13	288241
				hcv-s8	4715-02-000 Port Out HAP Payments	959.00	288241
				hcv-s8	4172-00-000 Port Out Admin Fee Paid	77.13	288241
				hcv-s8	4715-02-000 Port Out HAP Payments	1,722.00	288241
				hcv-ehv	4715-11-000 EHV Admin Fee Expense	77.13	288241
				hcv-ehv	4715-10-000 EHV HAP Expense	1,367.00	288241
				hcv-s8	4172-00-000 Port Out Admin Fee Paid	77.13	288241
				hcv-s8	4715-02-000 Port Out HAP Payments	3,373.00	288241
				hcv-s8	4172-00-000 Port Out Admin Fee Paid	77.13	288241
				hcv-s8	4715-02-000 Port Out HAP Payments	1,884.00	288241
				hcv-s8	4172-00-000 Port Out Admin Fee Paid	77.13	288241
				hcv-s8	4715-02-000 Port Out HAP Payments	904.00	288241
				hcv-ned	4172-00-000 Port Out Admin Fee Paid	77.13	288241
				hcv-ned	4715-02-000 Port Out HAP Payments	1,366.00	288241
				hcv-s8	4172-00-000 Port Out Admin Fee Paid	77.13	288241
				hcv-s8	4715-02-000 Port Out HAP Payments	1,425.00	288241
				hcv-s8	4172-00-000 Port Out Admin Fee Paid	77.13	288241
				hcv-s8	4715-02-000 Port Out HAP Payments	1,809.00	288241
				hcv-s8	4172-00-000 Port Out Admin Fee Paid	77.13	288241
K-31354	922	02/2024	2/2/2024	hcv-s8	4715-00-000 Housing Assistance Payments	1,313.00	288242
K-31355	922	02/2024	2/2/2024	hcv-s8	4715-00-000 Housing Assistance Payments	991.00	288243
				hcv-vash	4715-00-000 Housing Assistance Payments	945.00	288243
K-31356	922	02/2024	2/2/2024	hcv-s8	4715-00-000 Housing Assistance Payments	654.00	288244
K-31357	922	02/2024	2/2/2024	hcv-s8	4715-00-000 Housing Assistance Payments	675.00	288245

Check Register

For Period = Feb 2024

Control	Batch	Period	Date	Property	Account	Amount	Reference
K-31358	922	02/2024	2/2/2024	hcv-s8	4715-00-000 Housing Assistance Payments	1,520.00	288246
				hcv-s8	4715-00-000 Housing Assistance Payments	1,575.00	288246
				hcv-s8	4715-00-000 Housing Assistance Payments	709.00	288246
				hcv-s8	4715-00-000 Housing Assistance Payments	1,410.00	288246
K-31359	922	02/2024	2/2/2024	hcv-s8	4715-00-000 Housing Assistance Payments	1,750.00	288247
K-31360	922	02/2024	2/2/2024	hcv-s8	4715-00-000 Housing Assistance Payments	1,300.00	288248
K-31361	922	02/2024	2/2/2024	hcv-s8	4715-00-000 Housing Assistance Payments	299.00	288249
				hcv-ned	4715-00-000 Housing Assistance Payments	1,150.00	288249
K-31362	922	02/2024	2/2/2024	hcv-s8	4715-00-000 Housing Assistance Payments	-430.00	288250
				hcv-ned	4715-00-000 Housing Assistance Payments	1,595.00	288250
				hcv-ned	4715-00-000 Housing Assistance Payments	1,209.00	288250
				hcv-s8	4715-00-000 Housing Assistance Payments	1,453.00	288250
				hcv-s8	4715-00-000 Housing Assistance Payments	1,522.00	288250
				hcv-s8	4715-00-000 Housing Assistance Payments	1,320.00	288250
				hcv-s8	4715-00-000 Housing Assistance Payments	1,306.00	288250
				hcv-s8	4715-00-000 Housing Assistance Payments	1,330.00	288250
				hcv-s8	4715-00-000 Housing Assistance Payments	1,077.00	288250
				hcv-ehv	4715-10-000 EHV HAP Expense	1,591.00	288250
				hcv-s8	4715-00-000 Housing Assistance Payments	1,150.00	288250
				hcv-s8	4715-00-000 Housing Assistance Payments	984.00	288250
				hcv-s8	4715-00-000 Housing Assistance Payments	1,161.00	288250
				hcv-s8	4715-00-000 Housing Assistance Payments	1,651.00	288250
				hcv-s8	4715-00-000 Housing Assistance Payments	1,323.00	288250
				hcv-s8	4715-00-000 Housing Assistance Payments	2,036.00	288250
K-31363	922	02/2024	2/2/2024	hcv-s8	4715-00-000 Housing Assistance Payments	1,664.00	288251
K-31364	922	02/2024	2/2/2024	hcv-s8	4715-00-000 Housing Assistance Payments	866.00	288252
K-31365	922	02/2024	2/2/2024	hcv-s8	4715-00-000 Housing Assistance Payments	1,920.00	288253
				hcv-s8	4715-00-000 Housing Assistance Payments	2,000.00	288253
K-31366	922	02/2024	2/2/2024	hcv-s8	4715-00-000 Housing Assistance Payments	2,709.00	288254
K-31367	922	02/2024	2/2/2024	hcv-s8	4715-00-000 Housing Assistance Payments	1,273.00	288255
				hcv-s8	4715-00-000 Housing Assistance Payments	2,296.00	288255
				hcv-s8	4715-00-000 Housing Assistance Payments	1,617.00	288255
				hcv-s8	4715-00-000 Housing Assistance Payments	2,377.00	288255
				hcv-tpv	4715-00-000 Housing Assistance Payments	3,128.00	288255
				hcv-s8	4715-00-000 Housing Assistance Payments	3,068.00	288255
				hcv-s8	4715-00-000 Housing Assistance Payments	1,590.00	288255
				hcv-s8	4715-00-000 Housing Assistance Payments	1,808.00	288255
				hcv-s8	4715-00-000 Housing Assistance Payments	2,456.00	288256
				hcv-s8	4715-00-000 Housing Assistance Payments	1,738.00	288257
K-31368	922	02/2024	2/2/2024	hcv-s8	4715-00-000 Housing Assistance Payments	1,544.00	288257
				hcv-s8	4715-00-000 Housing Assistance Payments	2,381.00	288257
				hcv-s8	4715-00-000 Housing Assistance Payments	882.00	288258
K-31371	922	02/2024	2/2/2024	hcv-s8	4715-00-000 Housing Assistance Payments	1,654.00	288259
				hcv-s8	4715-00-000 Housing Assistance Payments	865.00	288259
K-31372	922	02/2024	2/2/2024	hcv-s8	4715-00-000 Housing Assistance Payments	1,491.00	288260
K-31373	922	02/2024	2/2/2024	hcv-s8	4715-00-000 Housing Assistance Payments	1,352.00	288261
K-31374	922	02/2024	2/2/2024	hcv-s8	4715-00-000 Housing Assistance Payments	-1,091.00	288262
				hcv-s8	4715-00-000 Housing Assistance Payments	1,222.00	288262
				hcv-s8	4715-00-000 Housing Assistance Payments	-1,091.00	288262
				hcv-s8	4715-00-000 Housing Assistance Payments	1,222.00	288262
				hcv-s8	4715-00-000 Housing Assistance Payments	1,222.00	288262
				portin	4585-00-000 Port-In HAP Expense	-1,222.00	288262

Check Register

For Period = Feb 2024

Control	Batch	Period	Date	Property	Account	Amount	Reference				
K-31375	922	02/2024	2/2/2024	hcv-s8	4715-00-000 Housing Assistance Payments	209.00	288263				
K-31376	922	02/2024	2/2/2024	hcv-s8	4715-00-000 Housing Assistance Payments	855.00	288264				
K-31377	922	02/2024	2/2/2024	hcv-s8	4715-00-000 Housing Assistance Payments	2,100.00	288265				
K-31378	922	02/2024	2/2/2024	hcv-s8	4172-00-000 Port Out Admin Fee Paid	77.13	288266				
				hcv-s8	4172-00-000 Port Out Admin Fee Paid	77.13	288266				
				hcv-s8	4715-02-000 Port Out HAP Payments	1,637.00	288266				
				hcv-s8	4715-02-000 Port Out HAP Payments	1,486.00	288266				
				hcv-s8	4172-00-000 Port Out Admin Fee Paid	77.13	288266				
				hcv-s8	4715-02-000 Port Out HAP Payments	2,170.00	288266				
				hcv-s8	4172-00-000 Port Out Admin Fee Paid	77.13	288266				
				hcv-s8	4715-02-000 Port Out HAP Payments	2,924.00	288266				
				hcv-ehv	4715-11-000 EHV Admin Fee Expense	77.13	288266				
				hcv-ehv	4715-10-000 EHV HAP Expense	1,845.00	288266				
				hcv-s8	4715-02-000 Port Out HAP Payments	-1,536.00	288266				
				K-31379	922	02/2024	2/2/2024	hcv-s8	4715-00-000 Housing Assistance Payments	1,774.00	288267
				K-31380	922	02/2024	2/2/2024	hcv-s8	4715-00-000 Housing Assistance Payments	1,225.00	288268
				K-31381	922	02/2024	2/2/2024	hcv-vash	4715-00-000 Housing Assistance Payments	455.00	288269
K-31382	922	02/2024	2/2/2024	hcv-s8	4715-00-000 Housing Assistance Payments	1,560.00	288270				
K-31383	922	02/2024	2/2/2024	hcv-s8	4715-00-000 Housing Assistance Payments	735.00	288271				
				hcv-s8	4715-00-000 Housing Assistance Payments	306.00	288271				
				hcv-s8	4715-00-000 Housing Assistance Payments	1,460.00	288271				
				hcv-s8	4715-00-000 Housing Assistance Payments	1,288.00	288271				
				hcv-s8	4715-00-000 Housing Assistance Payments	1,266.00	288271				
				hcv-s8	4715-00-000 Housing Assistance Payments	1,314.00	288271				
				hcv-s8	4715-00-000 Housing Assistance Payments	426.00	288271				
				hcv-s8	4715-00-000 Housing Assistance Payments	909.00	288271				
				hcv-s8	4715-00-000 Housing Assistance Payments	1,555.00	288271				
				hcv-s8	4715-00-000 Housing Assistance Payments	989.00	288271				
				hcv-s8	4715-00-000 Housing Assistance Payments	1,646.00	288271				
				hcv-s8	4715-00-000 Housing Assistance Payments	1,175.00	288271				
				hcv-s8	4715-00-000 Housing Assistance Payments	1,252.00	288271				
				hcv-s8	4715-00-000 Housing Assistance Payments	840.00	288271				
				hcv-s8	4715-00-000 Housing Assistance Payments	1,192.00	288271				
				hcv-s8	4715-00-000 Housing Assistance Payments	784.00	288271				
				hcv-s8	4715-00-000 Housing Assistance Payments	673.00	288271				
				hcv-s8	4715-00-000 Housing Assistance Payments	1,104.00	288271				
				hcv-s8	4715-00-000 Housing Assistance Payments	1,621.00	288271				
				hcv-vash	4715-00-000 Housing Assistance Payments	333.00	288271				
K-31384	922	02/2024	2/2/2024	hcv-s8	4715-00-000 Housing Assistance Payments	1,240.00	288272				
				hcv-s8	4715-00-000 Housing Assistance Payments	1,306.00	288272				
				hcv-s8	4715-00-000 Housing Assistance Payments	1,669.00	288272				
				hcv-s8	4715-00-000 Housing Assistance Payments	1,708.00	288272				
				hcv-s8	4715-00-000 Housing Assistance Payments	1,825.00	288272				
				hcv-s8	4715-00-000 Housing Assistance Payments	1,152.00	288272				
				hcv-s8	4715-00-000 Housing Assistance Payments	1,363.00	288272				
K-31385	922	02/2024	2/2/2024	hcv-ned	4715-00-000 Housing Assistance Payments	1,514.00	288273				
K-31386	922	02/2024	2/2/2024	hcv-s8	4715-00-000 Housing Assistance Payments	727.00	288274				
K-31387	922	02/2024	2/2/2024	hcv-vash	4715-00-000 Housing Assistance Payments	1,375.00	288275				
				hcv-s8	4715-00-000 Housing Assistance Payments	802.00	288275				
K-31388	922	02/2024	2/2/2024	hcv-s8	4715-00-000 Housing Assistance Payments	739.00	288276				
				hcv-s8	4715-00-000 Housing Assistance Payments	-139.00	288276				
				hcv-s8	4715-00-000 Housing Assistance Payments	718.00	288276				

Check Register

For Period = Feb 2024

Control	Batch	Period	Date	Property	Account	Amount	Reference
				hcv-s8	4715-00-000 Housing Assistance Payments	263.00	288276
				hcv-s8	4715-00-000 Housing Assistance Payments	1,292.00	288276
				hcv-s8	4715-00-000 Housing Assistance Payments	1,570.00	288276
				hcv-s8	4715-00-000 Housing Assistance Payments	859.00	288276
				hcv-s8	4715-00-000 Housing Assistance Payments	1,576.00	288276
				hcv-s8	4715-00-000 Housing Assistance Payments	806.00	288276
				hcv-s8	4715-00-000 Housing Assistance Payments	1,737.00	288276
				hcv-s8	4715-00-000 Housing Assistance Payments	1,689.00	288276
				hcv-s8	4715-00-000 Housing Assistance Payments	1,255.00	288276
				hcv-s8	4715-00-000 Housing Assistance Payments	1,186.00	288276
				hcv-ned	4715-00-000 Housing Assistance Payments	1,048.00	288276
				hcv-s8	4715-00-000 Housing Assistance Payments	1,212.00	288276
K-31389	922	02/2024	2/2/2024	hcv-s8	4715-00-000 Housing Assistance Payments	1,600.00	288277
K-31390	922	02/2024	2/2/2024	hcv-s8	4715-00-000 Housing Assistance Payments	925.00	288278
				hcv-s8	4715-00-000 Housing Assistance Payments	1,221.00	288278
				hcv-s8	4715-00-000 Housing Assistance Payments	1,182.00	288278
				hcv-s8	4715-00-000 Housing Assistance Payments	1,176.00	288278
				hcv-s8	4715-00-000 Housing Assistance Payments	1,176.00	288278
				hcv-vash	4715-00-000 Housing Assistance Payments	854.00	288278
				hcv-s8	4715-00-000 Housing Assistance Payments	1,200.00	288278
K-31391	922	02/2024	2/2/2024	hcv-s8	4715-00-000 Housing Assistance Payments	1,950.00	288279
K-31392	922	02/2024	2/2/2024	hcv-ned	4715-00-000 Housing Assistance Payments	789.00	288280
K-31393	922	02/2024	2/2/2024	hcv-s8	4172-00-000 Port Out Admin Fee Paid	77.13	288281
				hcv-s8	4715-02-000 Port Out HAP Payments	2,939.00	288281
K-31394	922	02/2024	2/2/2024	hcv-s8	4715-00-000 Housing Assistance Payments	614.00	288282
K-31395	922	02/2024	2/2/2024	hcv-s8	4715-00-000 Housing Assistance Payments	1,495.00	288283
K-31396	922	02/2024	2/2/2024	hcv-s8	4715-00-000 Housing Assistance Payments	1,031.00	288284
				hcv-s8	4715-00-000 Housing Assistance Payments	75.00	288284
				hcv-vash	4715-00-000 Housing Assistance Payments	1,325.00	288284
K-31397	922	02/2024	2/2/2024	hcv-vash	4715-00-000 Housing Assistance Payments	1,046.00	288285
K-31398	922	02/2024	2/2/2024	hcv-s8	4715-00-000 Housing Assistance Payments	2,912.00	288286
K-31399	922	02/2024	2/2/2024	hcv-s8	4715-00-000 Housing Assistance Payments	1,429.00	288287
K-31400	922	02/2024	2/2/2024	hcv-s8	4715-00-000 Housing Assistance Payments	1,800.00	288288
K-31401	922	02/2024	2/2/2024	hcv-s8	4715-00-000 Housing Assistance Payments	1,288.00	288289
				hcv-s8	4715-00-000 Housing Assistance Payments	1,454.00	288289
K-31402	922	02/2024	2/2/2024	hcv-s8	4715-00-000 Housing Assistance Payments	799.00	288290
K-31403	922	02/2024	2/2/2024	hcv-s8	4715-00-000 Housing Assistance Payments	950.00	288291
K-31404	922	02/2024	2/2/2024	hcv-ehv	4715-10-000 EHV HAP Expense	1,048.00	288292
K-31405	922	02/2024	2/2/2024	hcv-s8	4715-00-000 Housing Assistance Payments	1,490.00	288293
				hcv-s8	4715-00-000 Housing Assistance Payments	2,186.00	288293
K-31406	922	02/2024	2/2/2024	hcv-s8	4715-00-000 Housing Assistance Payments	1,702.00	288294
K-31407	922	02/2024	2/2/2024	hcv-vash	4715-00-000 Housing Assistance Payments	2,469.00	288295
K-31408	922	02/2024	2/2/2024	hcv-s8	4715-00-000 Housing Assistance Payments	344.00	288296
				hcv-s8	4715-00-000 Housing Assistance Payments	295.00	288296
				hcv-s8	4715-00-000 Housing Assistance Payments	603.00	288296
K-31409	922	02/2024	2/2/2024	hcv-s8	4715-00-000 Housing Assistance Payments	1,072.00	288297
K-31410	922	02/2024	2/2/2024	hcv-s8	4715-00-000 Housing Assistance Payments	1,600.00	288298
K-31411	922	02/2024	2/2/2024	hcv-s8	4715-00-000 Housing Assistance Payments	1,307.00	288299
K-31412	922	02/2024	2/2/2024	hcv-s8	4715-00-000 Housing Assistance Payments	782.00	288300
				hcv-s8	4715-00-000 Housing Assistance Payments	1,307.00	288300
				hcv-s8	4715-00-000 Housing Assistance Payments	1,124.00	288300
				hcv-s8	4715-00-000 Housing Assistance Payments	1,302.00	288300

Check Register

For Period = Feb 2024

Control	Batch	Period	Date	Property	Account	Amount	Reference
				hcv-s8	4715-00-000 Housing Assistance Payments	1,061.00	288300
				hcv-s8	4715-00-000 Housing Assistance Payments	1,080.00	288300
				hcv-s8	4715-00-000 Housing Assistance Payments	1,203.00	288300
				hcv-s8	4715-00-000 Housing Assistance Payments	1,099.00	288300
				hcv-ned	4715-00-000 Housing Assistance Payments	816.00	288300
				hcv-vash	4715-00-000 Housing Assistance Payments	470.00	288300
				hcv-s8	4715-00-000 Housing Assistance Payments	1,622.00	288300
				hcv-s8	4715-00-000 Housing Assistance Payments	856.00	288300
				hcv-s8	4715-00-000 Housing Assistance Payments	626.00	288300
				hcv-s8	4715-00-000 Housing Assistance Payments	1,095.00	288300
				hcv-s8	4715-00-000 Housing Assistance Payments	919.00	288300
				hcv-s8	4715-00-000 Housing Assistance Payments	882.00	288300
				hcv-s8	4715-00-000 Housing Assistance Payments	1,077.00	288300
				hcv-s8	4715-00-000 Housing Assistance Payments	627.00	288300
				hcv-s8	4715-00-000 Housing Assistance Payments	972.00	288300
				hcv-s8	4715-00-000 Housing Assistance Payments	1,128.00	288300
				hcv-s8	4715-00-000 Housing Assistance Payments	927.00	288300
				hcv-s8	4715-00-000 Housing Assistance Payments	1,336.00	288300
				hcv-s8	4715-00-000 Housing Assistance Payments	990.00	288300
K-31413	922	02/2024	2/2/2024	hcv-pbv	4715-00-000 Housing Assistance Payments	827.00	288301
				hcv-pbv	4715-00-000 Housing Assistance Payments	1,061.00	288301
				hcv-pbv	4715-00-000 Housing Assistance Payments	881.00	288301
				hcv-pbv	4715-00-000 Housing Assistance Payments	575.00	288301
				hcv-pbv	4715-00-000 Housing Assistance Payments	1,020.00	288301
				hcv-pbv	4715-00-000 Housing Assistance Payments	947.00	288301
				hcv-pbv	4715-00-000 Housing Assistance Payments	966.00	288301
				hcv-pbv	4715-00-000 Housing Assistance Payments	1,072.00	288301
				hcv-pbv	4715-00-000 Housing Assistance Payments	1,078.00	288301
				hcv-pbv	4715-00-000 Housing Assistance Payments	797.00	288301
				hcv-pbv	4715-00-000 Housing Assistance Payments	894.00	288301
				hcv-pbv	4715-00-000 Housing Assistance Payments	1,084.00	288301
				hcv-pbv	4715-00-000 Housing Assistance Payments	787.00	288301
				hcv-pbv	4715-00-000 Housing Assistance Payments	790.00	288301
				hcv-pbv	4715-00-000 Housing Assistance Payments	1,062.00	288301
				hcv-pbv	4715-00-000 Housing Assistance Payments	1,047.00	288301
				hcv-pbv	4715-00-000 Housing Assistance Payments	771.00	288301
				hcv-pbv	4715-00-000 Housing Assistance Payments	1,109.00	288301
				hcv-pbv	4715-00-000 Housing Assistance Payments	731.00	288301
				hcv-pbv	4715-00-000 Housing Assistance Payments	634.00	288301
				hcv-pbv	4715-00-000 Housing Assistance Payments	920.00	288301
				hcv-pbv	4715-00-000 Housing Assistance Payments	920.00	288301
				hcv-pbv	4715-00-000 Housing Assistance Payments	806.00	288301
				hcv-pbv	4715-00-000 Housing Assistance Payments	1,060.00	288301
				hcv-pbv	4715-00-000 Housing Assistance Payments	453.00	288301
				hcv-pbv	4715-00-000 Housing Assistance Payments	804.00	288301
				hcv-pbv	4715-00-000 Housing Assistance Payments	883.00	288301
				hcv-pbv	4715-00-000 Housing Assistance Payments	701.00	288301
				hcv-pbv	4715-00-000 Housing Assistance Payments	980.00	288301
				hcv-pbv	4715-00-000 Housing Assistance Payments	818.00	288301
				hcv-pbv	4715-00-000 Housing Assistance Payments	793.00	288301
				hcv-pbv	4715-00-000 Housing Assistance Payments	1,023.00	288301
				hcv-pbv	4715-00-000 Housing Assistance Payments	937.00	288301

Check Register

For Period = Feb 2024

Control	Batch	Period	Date	Property	Account	Amount	Reference
K-31414	922	02/2024	2/2/2024	hcv-s8	4715-00-000 Housing Assistance Payments	1,475.00	288302
K-31415	922	02/2024	2/2/2024	hcv-s8	4715-00-000 Housing Assistance Payments	1,172.00	288303
				hcv-s8	4715-00-000 Housing Assistance Payments	1,175.00	288303
				hcv-s8	4715-00-000 Housing Assistance Payments	532.00	288303
				hcv-s8	4715-00-000 Housing Assistance Payments	1,131.00	288303
				hcv-s8	4715-00-000 Housing Assistance Payments	882.00	288303
				hcv-s8	4715-00-000 Housing Assistance Payments	871.00	288303
				hcv-s8	4715-00-000 Housing Assistance Payments	1,086.00	288303
				hcv-s8	4715-00-000 Housing Assistance Payments	982.00	288303
				hcv-s8	4715-00-000 Housing Assistance Payments	1,175.00	288303
				hcv-s8	4715-00-000 Housing Assistance Payments	1,172.00	288303
				hcv-s8	4715-00-000 Housing Assistance Payments	1,098.00	288303
				hcv-vash	4715-00-000 Housing Assistance Payments	804.00	288303
K-31416	922	02/2024	2/2/2024	hcv-s8	4715-00-000 Housing Assistance Payments	1,450.00	288304
				hcv-s8	4715-00-000 Housing Assistance Payments	983.00	288304
K-31417	922	02/2024	2/2/2024	hcv-en	4715-00-000 Housing Assistance Payments	921.00	288305
				hcv-s8	4715-00-000 Housing Assistance Payments	526.00	288305
				hcv-s8	4715-00-000 Housing Assistance Payments	646.00	288305
				hcv-s8	4715-00-000 Housing Assistance Payments	872.00	288305
				hcv-s8	4715-00-000 Housing Assistance Payments	1,006.00	288305
				hcv-s8	4715-00-000 Housing Assistance Payments	640.00	288305
				hcv-s8	4715-00-000 Housing Assistance Payments	462.00	288305
				hcv-s8	4715-00-000 Housing Assistance Payments	845.00	288305
				hcv-s8	4715-00-000 Housing Assistance Payments	656.00	288305
				hcv-s8	4715-00-000 Housing Assistance Payments	783.00	288305
				hcv-s8	4715-00-000 Housing Assistance Payments	557.00	288305
				hcv-s8	4715-00-000 Housing Assistance Payments	672.00	288305
				hcv-ned	4715-00-000 Housing Assistance Payments	706.00	288305
				hcv-vash	4715-00-000 Housing Assistance Payments	517.00	288305
				hcv-vash	4715-00-000 Housing Assistance Payments	69.00	288305
K-31418	922	02/2024	2/2/2024	hcv-s8	4715-00-000 Housing Assistance Payments	1,117.00	288306
K-31419	922	02/2024	2/2/2024	hcv-s8	4715-00-000 Housing Assistance Payments	1,175.00	288307
				hcv-vash	4715-00-000 Housing Assistance Payments	1,103.00	288307
K-31420	922	02/2024	2/2/2024	hcv-s8	4715-00-000 Housing Assistance Payments	814.00	288308
K-31421	922	02/2024	2/2/2024	hcv-tpv	4715-01-000 Tenant Utility Payments-Voucher	118.00	288309
K-31422	922	02/2024	2/2/2024	hcv-s8	4715-01-000 Tenant Utility Payments-Voucher	40.00	288310
K-31423	922	02/2024	2/2/2024	hcv-en	4715-01-000 Tenant Utility Payments-Voucher	183.00	288311
K-31424	922	02/2024	2/2/2024	hcv-s8	4715-01-000 Tenant Utility Payments-Voucher	122.00	288312
K-31425	922	02/2024	2/2/2024	hcv-s8	4715-01-000 Tenant Utility Payments-Voucher	186.00	288313
K-31426	922	02/2024	2/2/2024	hcv-s8	4715-01-000 Tenant Utility Payments-Voucher	51.00	288314
K-31427	922	02/2024	2/2/2024	hcv-s8	4715-01-000 Tenant Utility Payments-Voucher	291.00	288315
K-31428	922	02/2024	2/2/2024	hcv-s8	4715-01-000 Tenant Utility Payments-Voucher	87.00	288316
K-31429	922	02/2024	2/2/2024	hcv-s8	4715-01-000 Tenant Utility Payments-Voucher	254.00	288317
K-31430	922	02/2024	2/2/2024	hcv-s8	4715-01-000 Tenant Utility Payments-Voucher	87.00	288318
K-31431	922	02/2024	2/2/2024	hcv-s8	4715-01-000 Tenant Utility Payments-Voucher	16.00	288319
K-31432	922	02/2024	2/2/2024	hcv-s8	4715-01-000 Tenant Utility Payments-Voucher	138.00	288320
K-31433	922	02/2024	2/2/2024	hcv-s8	4715-01-000 Tenant Utility Payments-Voucher	266.00	288321
K-31434	922	02/2024	2/2/2024	hcv-s8	4715-01-000 Tenant Utility Payments-Voucher	-83.00	288322
				hcv-s8	4715-01-000 Tenant Utility Payments-Voucher	98.00	288322
				hcv-s8	4715-01-000 Tenant Utility Payments-Voucher	98.00	288322
K-31435	922	02/2024	2/2/2024	hcv-s8	4715-01-000 Tenant Utility Payments-Voucher	100.00	288323
K-31436	922	02/2024	2/2/2024	hcv-s8	4715-01-000 Tenant Utility Payments-Voucher	178.00	288324

Check Register

For Period = Feb 2024

Control	Batch	Period	Date	Property	Account	Amount	Reference
K-31437	922	02/2024	2/2/2024	hcv-s8	4715-01-000 Tenant Utility Payments-Voucher	94.00	288325
K-31438	922	02/2024	2/2/2024	hcv-s8	4715-01-000 Tenant Utility Payments-Voucher	206.00	288326
K-31439	922	02/2024	2/2/2024	hcv-s8	4715-01-000 Tenant Utility Payments-Voucher	196.00	288327
K-31440	922	02/2024	2/2/2024	hcv-s8	4715-01-000 Tenant Utility Payments-Voucher	97.00	288328
K-31441	922	02/2024	2/2/2024	hcv-s8	4715-01-000 Tenant Utility Payments-Voucher	95.00	288329
K-31442	922	02/2024	2/2/2024	hcv-s8	4715-01-000 Tenant Utility Payments-Voucher	123.00	288330
K-31443	922	02/2024	2/2/2024	hcv-s8	4715-01-000 Tenant Utility Payments-Voucher	299.00	288331
K-31444	922	02/2024	2/2/2024	hcv-s8	4715-01-000 Tenant Utility Payments-Voucher	254.00	288332
K-31445	922	02/2024	2/2/2024	hcv-s8	4715-01-000 Tenant Utility Payments-Voucher	6.00	288333
K-31446	922	02/2024	2/2/2024	hcv-s8	4715-01-000 Tenant Utility Payments-Voucher	66.00	288334
K-31447	922	02/2024	2/2/2024	hcv-s8	4715-01-000 Tenant Utility Payments-Voucher	57.00	288335
K-31448	922	02/2024	2/2/2024	hcv-s8	4715-01-000 Tenant Utility Payments-Voucher	80.00	288336
K-31449	922	02/2024	2/2/2024	hcv-s8	4715-01-000 Tenant Utility Payments-Voucher	172.00	288337
K-31450	922	02/2024	2/2/2024	hcv-s8	4715-01-000 Tenant Utility Payments-Voucher	59.00	288338
K-31451	922	02/2024	2/2/2024	hcv-s8	4715-01-000 Tenant Utility Payments-Voucher	137.00	288339
K-31452	922	02/2024	2/2/2024	hcv-s8	4715-01-000 Tenant Utility Payments-Voucher	348.00	288340
K-31453	922	02/2024	2/2/2024	hcv-s8	4715-01-000 Tenant Utility Payments-Voucher	151.00	288341
K-31454	922	02/2024	2/2/2024	hcv-s8	4715-01-000 Tenant Utility Payments-Voucher	196.00	288342
K-31455	922	02/2024	2/2/2024	hcv-s8	4715-01-000 Tenant Utility Payments-Voucher	82.00	288343
K-31456	922	02/2024	2/2/2024	hcv-s8	4715-01-000 Tenant Utility Payments-Voucher	233.00	288344
K-31457	922	02/2024	2/2/2024	hcv-s8	4715-01-000 Tenant Utility Payments-Voucher	83.00	288345
K-31458	922	02/2024	2/2/2024	hcv-s8	4715-01-000 Tenant Utility Payments-Voucher	48.00	288346
K-31459	922	02/2024	2/2/2024	hcv-s8	4715-01-000 Tenant Utility Payments-Voucher	17.00	288347
K-31460	922	02/2024	2/2/2024	hcv-s8	4715-01-000 Tenant Utility Payments-Voucher	213.00	288348
K-31461	922	02/2024	2/2/2024	hcv-s8	4715-01-000 Tenant Utility Payments-Voucher	362.00	288349
K-31462	922	02/2024	2/2/2024	hcv-s8	4715-01-000 Tenant Utility Payments-Voucher	57.00	288350
K-31463	922	02/2024	2/2/2024	hcv-s8	4715-01-000 Tenant Utility Payments-Voucher	153.00	288351
K-31464	922	02/2024	2/2/2024	hcv-vash	4715-01-000 Tenant Utility Payments-Voucher	213.00	288352
K-31465	922	02/2024	2/2/2024	hcv-s8	4715-01-000 Tenant Utility Payments-Voucher	82.00	288353
K-31466	922	02/2024	2/2/2024	hcv-s8	4715-01-000 Tenant Utility Payments-Voucher	284.00	288354
K-31467	922	02/2024	2/2/2024	hcv-s8	4715-01-000 Tenant Utility Payments-Voucher	81.00	288355
K-31468	922	02/2024	2/2/2024	hcv-s8	4715-01-000 Tenant Utility Payments-Voucher	223.00	288356
K-31469	922	02/2024	2/2/2024	hcv-s8	4715-01-000 Tenant Utility Payments-Voucher	82.00	288357
K-31470	922	02/2024	2/2/2024	hcv-s8	4715-01-000 Tenant Utility Payments-Voucher	195.00	288358
K-31471	922	02/2024	2/2/2024	hcv-s8	4715-01-000 Tenant Utility Payments-Voucher	172.00	288359
K-31472	922	02/2024	2/2/2024	hcv-s8	4715-01-000 Tenant Utility Payments-Voucher	52.00	288360
K-31473	922	02/2024	2/2/2024	hcv-s8	4715-01-000 Tenant Utility Payments-Voucher	74.00	288361
K-31474	922	02/2024	2/2/2024	hcv-s8	4715-01-000 Tenant Utility Payments-Voucher	266.00	288362
K-31475	922	02/2024	2/2/2024	hcv-s8	4715-01-000 Tenant Utility Payments-Voucher	210.00	288363
K-31476	922	02/2024	2/2/2024	hcv-s8	4715-01-000 Tenant Utility Payments-Voucher	84.00	288364
K-31477	922	02/2024	2/2/2024	hcv-s8	4715-01-000 Tenant Utility Payments-Voucher	274.00	288365
K-31478	922	02/2024	2/2/2024	hcv-s8	4715-01-000 Tenant Utility Payments-Voucher	66.00	288366
K-31479	922	02/2024	2/2/2024	hcv-vash	4715-01-000 Tenant Utility Payments-Voucher	254.00	288367
K-31480	922	02/2024	2/2/2024	hcv-vash	4715-01-000 Tenant Utility Payments-Voucher	201.00	288368
K-31481	922	02/2024	2/2/2024	hcv-s8	4715-01-000 Tenant Utility Payments-Voucher	57.00	288369
K-31482	922	02/2024	2/2/2024	hcv-s8	4715-01-000 Tenant Utility Payments-Voucher	233.00	288370
K-31483	922	02/2024	2/2/2024	hcv-s8	4715-01-000 Tenant Utility Payments-Voucher	224.00	288371
K-31484	922	02/2024	2/2/2024	hcv-vash	4715-01-000 Tenant Utility Payments-Voucher	204.00	288372
K-31485	922	02/2024	2/2/2024	hcv-s8	4715-01-000 Tenant Utility Payments-Voucher	129.00	288373
K-31486	922	02/2024	2/2/2024	hcv-ned	4715-01-000 Tenant Utility Payments-Voucher	143.00	288374
K-31487	922	02/2024	2/2/2024	hcv-s8	4715-01-000 Tenant Utility Payments-Voucher	56.00	288375
K-31488	922	02/2024	2/2/2024	hcv-s8	4715-01-000 Tenant Utility Payments-Voucher	165.00	288376

Check Register

For Period = Feb 2024

Control	Batch	Period	Date	Property	Account	Amount	Reference
				hcv-s8	4715-01-000 Tenant Utility Payments-Voucher	88.00	288376
				hcv-s8	4715-01-000 Tenant Utility Payments-Voucher	165.00	288376
				hcv-s8	4715-01-000 Tenant Utility Payments-Voucher	165.00	288376
K-31489	922	02/2024	2/2/2024	hcv-s8	4715-01-000 Tenant Utility Payments-Voucher	281.00	288377
K-31490	922	02/2024	2/2/2024	hcv-s8	4715-01-000 Tenant Utility Payments-Voucher	141.00	288378
K-31491	922	02/2024	2/2/2024	hcv-s8	4715-01-000 Tenant Utility Payments-Voucher	87.00	288379
K-31492	922	02/2024	2/2/2024	hcv-s8	4715-01-000 Tenant Utility Payments-Voucher	204.00	288380
K-31493	922	02/2024	2/2/2024	hcv-s8	4715-01-000 Tenant Utility Payments-Voucher	136.00	288381
K-31494	922	02/2024	2/2/2024	hcv-tpv	4715-01-000 Tenant Utility Payments-Voucher	17.00	288382
K-31495	922	02/2024	2/2/2024	hcv-s8	4715-01-000 Tenant Utility Payments-Voucher	62.00	288383
K-31496	922	02/2024	2/2/2024	hcv-s8	4715-01-000 Tenant Utility Payments-Voucher	231.00	288384
K-31497	922	02/2024	2/2/2024	hcv-s8	4715-01-000 Tenant Utility Payments-Voucher	82.00	288385
K-31498	922	02/2024	2/2/2024	cr_pbv	4715-01-000 Tenant Utility Payments-Voucher	224.00	288386
K-31499	922	02/2024	2/2/2024	hcv-s8	4715-01-000 Tenant Utility Payments-Voucher	76.00	288387
K-31500	922	02/2024	2/2/2024	hcv-s8	4715-01-000 Tenant Utility Payments-Voucher	87.00	288388
K-31501	922	02/2024	2/2/2024	hcv-s8	4715-01-000 Tenant Utility Payments-Voucher	89.00	288389
K-31502	922	02/2024	2/2/2024	hcv-s8	4715-01-000 Tenant Utility Payments-Voucher	165.00	288390
K-31503	922	02/2024	2/2/2024	hcv-s8	4715-01-000 Tenant Utility Payments-Voucher	297.00	288391
K-31504	922	02/2024	2/2/2024	hcv-s8	4715-01-000 Tenant Utility Payments-Voucher	87.00	288392
K-31505	922	02/2024	2/2/2024	hcv-s8	4715-01-000 Tenant Utility Payments-Voucher	43.00	288393
K-31506	922	02/2024	2/2/2024	hcv-s8	4715-01-000 Tenant Utility Payments-Voucher	51.00	288394
K-31507	922	02/2024	2/2/2024	hcv-s8	4715-01-000 Tenant Utility Payments-Voucher	311.00	288395
K-31508	922	02/2024	2/2/2024	hcv-s8	4715-01-000 Tenant Utility Payments-Voucher	245.00	288396
K-31509	922	02/2024	2/2/2024	hcv-s8	4715-01-000 Tenant Utility Payments-Voucher	224.00	288397
K-31510	922	02/2024	2/2/2024	hcv-s8	4715-01-000 Tenant Utility Payments-Voucher	80.00	288398
K-31511	922	02/2024	2/2/2024	hcv-s8	4715-01-000 Tenant Utility Payments-Voucher	13.00	288399
K-31512	922	02/2024	2/2/2024	hcv-tpv	4715-01-000 Tenant Utility Payments-Voucher	12.00	288400
K-31513	922	02/2024	2/2/2024	hcv-s8	4715-01-000 Tenant Utility Payments-Voucher	291.00	288401
K-31514	922	02/2024	2/2/2024	hcv-s8	4715-01-000 Tenant Utility Payments-Voucher	21.00	288402
K-31515	922	02/2024	2/2/2024	hcv-tpv	4715-01-000 Tenant Utility Payments-Voucher	104.00	288403
K-31516	922	02/2024	2/2/2024	hcv-s8	4715-01-000 Tenant Utility Payments-Voucher	84.00	288404
K-31517	922	02/2024	2/2/2024	hcv-s8	4715-01-000 Tenant Utility Payments-Voucher	78.00	288405
K-31518	922	02/2024	2/2/2024	hcv-s8	4715-01-000 Tenant Utility Payments-Voucher	16.00	288406
K-31519	922	02/2024	2/2/2024	hcv-s8	4715-01-000 Tenant Utility Payments-Voucher	5.00	288407
K-31520	922	02/2024	2/2/2024	hcv-s8	4715-01-000 Tenant Utility Payments-Voucher	233.00	288408
K-31521	922	02/2024	2/2/2024	hcv-s8	4715-01-000 Tenant Utility Payments-Voucher	5.00	288409
K-31522	922	02/2024	2/2/2024	hcv-s8	4715-01-000 Tenant Utility Payments-Voucher	139.00	288410
K-31523	922	02/2024	2/2/2024	hcv-pbv	4715-01-000 Tenant Utility Payments-Voucher	96.00	288411
K-31524	922	02/2024	2/2/2024	hcv-s8	4715-01-000 Tenant Utility Payments-Voucher	18.00	288412
K-31525	922	02/2024	2/2/2024	hcv-s8	4715-01-000 Tenant Utility Payments-Voucher	205.00	288413
K-31526	922	02/2024	2/2/2024	hcv-s8	4715-01-000 Tenant Utility Payments-Voucher	70.00	288414
K-31527	922	02/2024	2/2/2024	hcv-pbv	4715-01-000 Tenant Utility Payments-Voucher	208.00	288415
K-31528	922	02/2024	2/2/2024	hcv-s8	4715-01-000 Tenant Utility Payments-Voucher	132.00	288416
K-31529	922	02/2024	2/2/2024	hcv-vash	4715-01-000 Tenant Utility Payments-Voucher	154.00	288417
K-31530	922	02/2024	2/2/2024	hcv-s8	4715-01-000 Tenant Utility Payments-Voucher	14.00	288418
K-31531	922	02/2024	2/2/2024	hcv-s8	4715-01-000 Tenant Utility Payments-Voucher	19.00	288419
K-31532	922	02/2024	2/2/2024	hcv-s8	4715-01-000 Tenant Utility Payments-Voucher	204.00	288420
K-31533	922	02/2024	2/2/2024	hcv-s8	4715-01-000 Tenant Utility Payments-Voucher	282.00	288421
K-31534	922	02/2024	2/2/2024	hcv-s8	4715-01-000 Tenant Utility Payments-Voucher	85.00	288422
K-31535	922	02/2024	2/2/2024	hcv-s8	4715-01-000 Tenant Utility Payments-Voucher	16.00	288423
K-31536	922	02/2024	2/2/2024	hcv-s8	4715-01-000 Tenant Utility Payments-Voucher	102.00	288424
K-31537	922	02/2024	2/2/2024	hcv-tpv	4715-01-000 Tenant Utility Payments-Voucher	64.00	288425

Check Register

For Period = Feb 2024

Control	Batch	Period	Date	Property	Account	Amount	Reference
K-31538	922	02/2024	2/2/2024	hcv-s8	4715-01-000 Tenant Utility Payments-Voucher	166.00	288426
K-31539	922	02/2024	2/2/2024	hcv-s8	4715-01-000 Tenant Utility Payments-Voucher	233.00	288427
K-31540	922	02/2024	2/2/2024	hcv-s8	4715-01-000 Tenant Utility Payments-Voucher	32.00	288428
K-31541	922	02/2024	2/2/2024	hcv-s8	4715-01-000 Tenant Utility Payments-Voucher	150.00	288429
K-31542	922	02/2024	2/2/2024	hcv-s8	4715-01-000 Tenant Utility Payments-Voucher	137.00	288430
K-31543	922	02/2024	2/2/2024	hcv-s8	4715-01-000 Tenant Utility Payments-Voucher	36.00	288431
K-31544	922	02/2024	2/2/2024	hcv-s8	4715-01-000 Tenant Utility Payments-Voucher	233.00	288432
K-31545	922	02/2024	2/2/2024	hcv-s8	4715-01-000 Tenant Utility Payments-Voucher	65.00	288433
K-31546	922	02/2024	2/2/2024	hcv-s8	4715-01-000 Tenant Utility Payments-Voucher	118.00	288434
K-31547	922	02/2024	2/2/2024	hcv-tpv	4715-01-000 Tenant Utility Payments-Voucher	63.00	288435
K-31548	922	02/2024	2/2/2024	hcv-vash	4715-01-000 Tenant Utility Payments-Voucher	86.00	288436
K-31549	922	02/2024	2/2/2024	hcv-vash	4715-01-000 Tenant Utility Payments-Voucher	14.00	288437
K-31550	922	02/2024	2/2/2024	hcv-pbv	4715-01-000 Tenant Utility Payments-Voucher	69.00	288438
K-31551	922	02/2024	2/2/2024	hcv-s8	4715-01-000 Tenant Utility Payments-Voucher	234.00	288439
K-31552	922	02/2024	2/2/2024	hcv-s8	4715-01-000 Tenant Utility Payments-Voucher	97.00	288440
K-31553	922	02/2024	2/2/2024	hcv-s8	4715-01-000 Tenant Utility Payments-Voucher	291.00	288441
K-31554	922	02/2024	2/2/2024	hcv-s8	4715-01-000 Tenant Utility Payments-Voucher	233.00	288442
K-31555	922	02/2024	2/2/2024	dm_pbv	4715-01-000 Tenant Utility Payments-Voucher	52.00	288443
K-31556	922	02/2024	2/2/2024	hcv-s8	4715-01-000 Tenant Utility Payments-Voucher	78.00	288444
K-31557	922	02/2024	2/2/2024	hcv-pbv	4715-01-000 Tenant Utility Payments-Voucher	56.00	288445
K-31558	922	02/2024	2/2/2024	hcv-s8	4715-01-000 Tenant Utility Payments-Voucher	201.00	288446
K-31559	922	02/2024	2/2/2024	hcv-s8	4715-01-000 Tenant Utility Payments-Voucher	285.00	288447
K-31560	922	02/2024	2/2/2024	hcv-s8	4715-01-000 Tenant Utility Payments-Voucher	303.00	288448
K-31561	922	02/2024	2/2/2024	hcv-vash	4715-01-000 Tenant Utility Payments-Voucher	233.00	288449
K-31562	922	02/2024	2/2/2024	hcv-s8	4715-01-000 Tenant Utility Payments-Voucher	69.00	288450
K-31563	922	02/2024	2/2/2024	hcv-s8	4715-01-000 Tenant Utility Payments-Voucher	150.00	288451
K-31564	922	02/2024	2/2/2024	hcv-s8	4715-01-000 Tenant Utility Payments-Voucher	149.00	288452
K-31565	922	02/2024	2/2/2024	hcv-s8	4715-01-000 Tenant Utility Payments-Voucher	254.00	288453
K-31566	922	02/2024	2/2/2024	hcv-s8	4715-01-000 Tenant Utility Payments-Voucher	194.00	288454
K-31567	922	02/2024	2/2/2024	hcv-s8	4715-01-000 Tenant Utility Payments-Voucher	292.00	288455
K-31568	922	02/2024	2/2/2024	hcv-s8	4715-01-000 Tenant Utility Payments-Voucher	5.00	288456
K-31569	922	02/2024	2/2/2024	hcv-s8	4715-01-000 Tenant Utility Payments-Voucher	20.00	288457
K-31570	922	02/2024	2/2/2024	hcv-s8	4715-01-000 Tenant Utility Payments-Voucher	121.00	288458
K-31571	922	02/2024	2/2/2024	hcv-s8	4715-01-000 Tenant Utility Payments-Voucher	50.00	288459
K-31572	922	02/2024	2/2/2024	hcv-s8	4715-01-000 Tenant Utility Payments-Voucher	156.00	288460
K-31573	922	02/2024	2/2/2024	hcv-s8	4715-01-000 Tenant Utility Payments-Voucher	-201.00	288461
				hcv-s8	4715-01-000 Tenant Utility Payments-Voucher	183.00	288461
				hcv-s8	4715-01-000 Tenant Utility Payments-Voucher	183.00	288461
K-31574	922	02/2024	2/2/2024	hcv-vash	4715-01-000 Tenant Utility Payments-Voucher	66.00	288462
K-31575	922	02/2024	2/2/2024	hcv-s8	4715-01-000 Tenant Utility Payments-Voucher	216.00	288463
K-31576	922	02/2024	2/2/2024	hcv-s8	4715-01-000 Tenant Utility Payments-Voucher	100.00	288464
K-31577	922	02/2024	2/2/2024	hcv-s8	4715-01-000 Tenant Utility Payments-Voucher	242.00	288465
K-31578	922	02/2024	2/2/2024	hcv-s8	4715-01-000 Tenant Utility Payments-Voucher	254.00	288466
K-31579	922	02/2024	2/2/2024	hcv-s8	4715-01-000 Tenant Utility Payments-Voucher	154.00	288467
K-31580	922	02/2024	2/2/2024	cr_pbv	4715-01-000 Tenant Utility Payments-Voucher	61.00	288468
K-31581	922	02/2024	2/2/2024	hcv-s8	4715-01-000 Tenant Utility Payments-Voucher	251.00	288469
K-31582	922	02/2024	2/2/2024	hcv-s8	4715-01-000 Tenant Utility Payments-Voucher	8.00	288470
K-31583	922	02/2024	2/2/2024	hcv-tpv	4715-01-000 Tenant Utility Payments-Voucher	94.00	288471
K-31584	922	02/2024	2/2/2024	hcv-s8	4715-01-000 Tenant Utility Payments-Voucher	50.00	288472
				hcv-s8	4715-01-000 Tenant Utility Payments-Voucher	-41.00	288472
				hcv-s8	4715-01-000 Tenant Utility Payments-Voucher	50.00	288472
				hcv-s8	4715-01-000 Tenant Utility Payments-Voucher	-41.00	288472

Check Register

For Period = Feb 2024

Control	Batch	Period	Date	Property	Account	Amount	Reference
				hcv-s8	4715-01-000 Tenant Utility Payments-Voucher	50.00	288472
				hcv-s8	4715-01-000 Tenant Utility Payments-Voucher	-41.00	288472
				hcv-s8	4715-01-000 Tenant Utility Payments-Voucher	50.00	288472
K-31585	922	02/2024	2/2/2024	hcv-s8	4715-01-000 Tenant Utility Payments-Voucher	51.00	288473
K-31586	922	02/2024	2/2/2024	hcv-s8	4715-01-000 Tenant Utility Payments-Voucher	80.00	288474
K-31587	922	02/2024	2/2/2024	hcv-s8	4715-01-000 Tenant Utility Payments-Voucher	121.00	288475
K-31588	922	02/2024	2/2/2024	hcv-s8	4715-01-000 Tenant Utility Payments-Voucher	130.00	288476
K-31589	922	02/2024	2/2/2024	hcv-vash	4715-01-000 Tenant Utility Payments-Voucher	15.00	288477
K-31590	922	02/2024	2/2/2024	hcv-s8	4715-01-000 Tenant Utility Payments-Voucher	87.00	288478
K-31591	922	02/2024	2/2/2024	hcv-s8	4715-01-000 Tenant Utility Payments-Voucher	45.00	288479
K-31592	922	02/2024	2/2/2024	hcv-s8	4715-01-000 Tenant Utility Payments-Voucher	82.00	288480
K-31593	922	02/2024	2/2/2024	hcv-s8	4715-01-000 Tenant Utility Payments-Voucher	25.00	288481
K-31594	922	02/2024	2/2/2024	hcv-s8	4715-01-000 Tenant Utility Payments-Voucher	213.00	288482
K-31595	922	02/2024	2/2/2024	hcv-s8	4715-01-000 Tenant Utility Payments-Voucher	180.00	288483
K-31596	922	02/2024	2/2/2024	hcv-s8	4715-01-000 Tenant Utility Payments-Voucher	233.00	288484
K-31597	922	02/2024	2/2/2024	hcv-s8	4715-01-000 Tenant Utility Payments-Voucher	107.00	288485
K-31598	922	02/2024	2/2/2024	hcv-s8	4715-01-000 Tenant Utility Payments-Voucher	245.00	288486
K-31599	922	02/2024	2/2/2024	hcv-s8	4715-01-000 Tenant Utility Payments-Voucher	59.00	288487
K-31600	922	02/2024	2/2/2024	hcv-s8	4715-01-000 Tenant Utility Payments-Voucher	231.00	288488
K-31601	922	02/2024	2/2/2024	lv_pbv	4715-01-000 Tenant Utility Payments-Voucher	52.00	288489
K-31602	922	02/2024	2/2/2024	lv_pbv	4715-01-000 Tenant Utility Payments-Voucher	245.00	288490
K-31603	922	02/2024	2/2/2024	hcv-tpv	4715-01-000 Tenant Utility Payments-Voucher	82.00	288491
K-31604	922	02/2024	2/2/2024	hcv-s8	4715-01-000 Tenant Utility Payments-Voucher	14.00	288492
K-31605	922	02/2024	2/2/2024	hcv-s8	4715-01-000 Tenant Utility Payments-Voucher	233.00	288493
K-31606	922	02/2024	2/2/2024	hcv-s8	4715-01-000 Tenant Utility Payments-Voucher	28.00	288494
K-31607	922	02/2024	2/2/2024	hcv-s8	4715-01-000 Tenant Utility Payments-Voucher	98.00	288495
K-31608	922	02/2024	2/2/2024	hcv-s8	4715-01-000 Tenant Utility Payments-Voucher	80.00	288496
K-31609	922	02/2024	2/2/2024	hcv-s8	4715-01-000 Tenant Utility Payments-Voucher	79.00	288497
K-31610	922	02/2024	2/2/2024	hcv-s8	4715-01-000 Tenant Utility Payments-Voucher	66.00	288498
K-31611	922	02/2024	2/2/2024	hcv-s8	4715-01-000 Tenant Utility Payments-Voucher	82.00	288499
K-31612	922	02/2024	2/2/2024	hcv-s8	4715-01-000 Tenant Utility Payments-Voucher	28.00	288500
K-31613	922	02/2024	2/2/2024	hcv-s8	4715-01-000 Tenant Utility Payments-Voucher	116.00	288501
K-31614	922	02/2024	2/2/2024	hcv-s8	4715-01-000 Tenant Utility Payments-Voucher	71.00	288502
K-31615	922	02/2024	2/2/2024	hcv-s8	4715-01-000 Tenant Utility Payments-Voucher	141.00	288503
K-31616	922	02/2024	2/2/2024	hcv-s8	4715-01-000 Tenant Utility Payments-Voucher	233.00	288504
K-31617	922	02/2024	2/2/2024	hcv-s8	4715-01-000 Tenant Utility Payments-Voucher	92.00	288505
K-31618	922	02/2024	2/2/2024	hcv-s8	4715-01-000 Tenant Utility Payments-Voucher	59.00	288506
K-31619	922	02/2024	2/2/2024	hcv-s8	4715-01-000 Tenant Utility Payments-Voucher	254.00	288507
K-31620	922	02/2024	2/2/2024	hcv-s8	4715-01-000 Tenant Utility Payments-Voucher	76.00	288508
K-31621	922	02/2024	2/2/2024	hcv-s8	4715-01-000 Tenant Utility Payments-Voucher	40.00	288509
K-31622	922	02/2024	2/2/2024	hcv-s8	4715-01-000 Tenant Utility Payments-Voucher	210.00	288510
K-31623	922	02/2024	2/2/2024	hcv-s8	4715-01-000 Tenant Utility Payments-Voucher	130.00	288511
K-31624	922	02/2024	2/2/2024	hcv-vash	4715-01-000 Tenant Utility Payments-Voucher	91.00	288512
K-31625	922	02/2024	2/2/2024	hcv-s8	4715-01-000 Tenant Utility Payments-Voucher	77.00	288513
K-31626	922	02/2024	2/2/2024	hcv-pbv	4715-01-000 Tenant Utility Payments-Voucher	132.00	288514
K-31627	922	02/2024	2/2/2024	hcv-vash	4715-01-000 Tenant Utility Payments-Voucher	158.00	288515
K-31628	922	02/2024	2/2/2024	hcv-s8	4715-01-000 Tenant Utility Payments-Voucher	233.00	288516
K-31629	922	02/2024	2/2/2024	hcv-s8	4715-01-000 Tenant Utility Payments-Voucher	111.00	288517
K-31630	922	02/2024	2/2/2024	hcv-pbv	4715-01-000 Tenant Utility Payments-Voucher	52.00	288518
K-31631	922	02/2024	2/2/2024	hcv-s8	4715-01-000 Tenant Utility Payments-Voucher	12.00	288519
K-31632	922	02/2024	2/2/2024	hcv-s8	4715-01-000 Tenant Utility Payments-Voucher	77.00	288520
K-31633	922	02/2024	2/2/2024	hcv-ehv	4715-10-000 EHV HAP Expense	53.00	288521

Check Register

For Period = Feb 2024

Control	Batch	Period	Date	Property	Account	Amount	Reference
K-31634	922	02/2024	2/2/2024	hcv-ehv	4715-10-000 EHV HAP Expense	73.00	288522
K-31635	922	02/2024	2/2/2024	hcv-ehv	4715-10-000 EHV HAP Expense	175.00	288523
K-31636	922	02/2024	2/2/2024	hcv-s8	4715-01-000 Tenant Utility Payments-Voucher	213.00	288524
K-31637	922	02/2024	2/2/2024	hcv-ehv	4715-10-000 EHV HAP Expense	111.00	288525
K-31638	922	02/2024	2/2/2024	hcv-ehv	4715-10-000 EHV HAP Expense	215.00	288526
K-31639	922	02/2024	2/2/2024	hcv-s8	4715-01-000 Tenant Utility Payments-Voucher	82.00	288527
K-31640	922	02/2024	2/2/2024	hcv-ehv	4715-10-000 EHV HAP Expense	66.00	288528
K-31641	922	02/2024	2/2/2024	hcv-ehv	4715-10-000 EHV HAP Expense	53.00	288529
K-31642	922	02/2024	2/2/2024	hcv-s8	4715-01-000 Tenant Utility Payments-Voucher	233.00	288530
K-31643	922	02/2024	2/2/2024	hcv-s8	4715-01-000 Tenant Utility Payments-Voucher	49.00	288531
K-31644	922	02/2024	2/2/2024	hcv-ehv	4715-10-000 EHV HAP Expense	226.00	288532
K-31645	922	02/2024	2/2/2024	hcv-s8	4715-01-000 Tenant Utility Payments-Voucher	119.00	288533
K-31646	922	02/2024	2/2/2024	hcv-ehv	4715-10-000 EHV HAP Expense	251.00	288534
K-31647	922	02/2024	2/2/2024	hcv-ehv	4715-10-000 EHV HAP Expense	52.00	288535
K-31648	922	02/2024	2/2/2024	hcv-ehv	4715-10-000 EHV HAP Expense	213.00	288536
K-31649	922	02/2024	2/2/2024	dm_pbv	4715-01-000 Tenant Utility Payments-Voucher	18.00	288537
K-31650	922	02/2024	2/2/2024	hcv-ehv	4715-10-000 EHV HAP Expense	92.00	288538
K-31651	922	02/2024	2/2/2024	hcv-ehv	4715-10-000 EHV HAP Expense	15.00	288539
K-31652	922	02/2024	2/2/2024	hcv-ehv	4715-10-000 EHV HAP Expense	205.00	288540
K-31653	922	02/2024	2/2/2024	hcv-vash	4715-01-000 Tenant Utility Payments-Voucher	204.00	288541
K-31654	922	02/2024	2/2/2024	hcv-vash	4715-01-000 Tenant Utility Payments-Voucher	154.00	288542
K-31655	922	02/2024	2/2/2024	dm_pbv	4715-01-000 Tenant Utility Payments-Voucher	88.00	288543
K-31656	922	02/2024	2/2/2024	hcv-s8	4715-01-000 Tenant Utility Payments-Voucher	98.00	288544
K-31657	922	02/2024	2/2/2024	hcv-ehv	4715-10-000 EHV HAP Expense	202.00	288545
K-31658	922	02/2024	2/2/2024	dm_pbv	4715-01-000 Tenant Utility Payments-Voucher	213.00	288546
K-31659	922	02/2024	2/2/2024	lv_pbv	4715-01-000 Tenant Utility Payments-Voucher	79.00	288547
K-31660	922	02/2024	2/2/2024	hcv-s8	4715-01-000 Tenant Utility Payments-Voucher	337.00	288548
K-31661	922	02/2024	2/2/2024	cr_pbv	4715-01-000 Tenant Utility Payments-Voucher	109.00	288549
K-31662	922	02/2024	2/2/2024	hcv-s8	4715-01-000 Tenant Utility Payments-Voucher	125.00	288550
K-31663	922	02/2024	2/2/2024	dm_pbv	4715-01-000 Tenant Utility Payments-Voucher	233.00	288551
K-31664	922	02/2024	2/2/2024	hcv-vash	4715-01-000 Tenant Utility Payments-Voucher	137.00	288552
K-31665	922	02/2024	2/2/2024	dm_pbv	4715-01-000 Tenant Utility Payments-Voucher	251.00	288553
				dm_pbv	4715-01-000 Tenant Utility Payments-Voucher	-241.00	288553
				dm_pbv	4715-01-000 Tenant Utility Payments-Voucher	251.00	288553
K-31666	922	02/2024	2/2/2024	hcv-vash	4715-01-000 Tenant Utility Payments-Voucher	204.00	288554
K-31667	922	02/2024	2/2/2024	hcv-s8	4715-01-000 Tenant Utility Payments-Voucher	52.00	288555
K-31668	922	02/2024	2/2/2024	dm_pbv	4715-01-000 Tenant Utility Payments-Voucher	224.00	288556
K-31669	922	02/2024	2/2/2024	hcv-s8	4715-01-000 Tenant Utility Payments-Voucher	24.00	288557
K-31670	922	02/2024	2/2/2024	hcv-s8	4715-01-000 Tenant Utility Payments-Voucher	78.00	288558
K-31671	922	02/2024	2/2/2024	hcv-s8	4715-01-000 Tenant Utility Payments-Voucher	48.00	288559
K-31672	922	02/2024	2/2/2024	hcv-ehv	4715-10-000 EHV HAP Expense	73.00	288560
K-31673	922	02/2024	2/2/2024	hcv-ehv	4715-10-000 EHV HAP Expense	198.00	288561
K-31674	922	02/2024	2/2/2024	hcv-vash	4715-01-000 Tenant Utility Payments-Voucher	204.00	288562
K-31675	922	02/2024	2/2/2024	hcv-s8	4715-01-000 Tenant Utility Payments-Voucher	34.00	288563
K-31676	922	02/2024	2/2/2024	hcv-s8	4715-01-000 Tenant Utility Payments-Voucher	82.00	288564
K-31677	922	02/2024	2/2/2024	hcv-s8	4715-01-000 Tenant Utility Payments-Voucher	45.00	288565
K-31678	922	02/2024	2/2/2024	hcv-vash	4715-01-000 Tenant Utility Payments-Voucher	198.00	288566
K-31679	922	02/2024	2/2/2024	hcv-vash	4715-01-000 Tenant Utility Payments-Voucher	73.00	288567
K-31680	922	02/2024	2/2/2024	hcv-vash	4715-01-000 Tenant Utility Payments-Voucher	204.00	288568
K-31681	922	02/2024	2/2/2024	hcv-s8	4715-01-000 Tenant Utility Payments-Voucher	14.00	288569
K-31682	922	02/2024	2/2/2024	hcv-ehv	4715-10-000 EHV HAP Expense	108.00	288570
K-31683	922	02/2024	2/2/2024	hcv-vash	4715-01-000 Tenant Utility Payments-Voucher	213.00	288571

Check Register

For Period = Feb 2024

Control	Batch	Period	Date	Property	Account	Amount	Reference
K-31684	922	02/2024	2/2/2024	hcv-vash	4715-01-000 Tenant Utility Payments-Voucher	204.00	288572
K-31685	922	02/2024	2/2/2024	hcv-s8	4715-01-000 Tenant Utility Payments-Voucher	213.00	288573
K-31686	922	02/2024	2/2/2024	hcv-s8	4715-01-000 Tenant Utility Payments-Voucher	221.00	288574
K-31687	922	02/2024	2/2/2024	hcv-s8	4715-01-000 Tenant Utility Payments-Voucher	209.00	288575
K-31688	922	02/2024	2/2/2024	hcv-s8	4715-01-000 Tenant Utility Payments-Voucher	75.00	288576
K-31689	922	02/2024	2/2/2024	hcv-s8	4715-01-000 Tenant Utility Payments-Voucher	87.00	288577
K-31690	922	02/2024	2/2/2024	hcv-s8	4715-01-000 Tenant Utility Payments-Voucher	252.00	288578
K-31691	922	02/2024	2/2/2024	hcv-vash	4715-01-000 Tenant Utility Payments-Voucher	213.00	288579
K-31692	922	02/2024	2/2/2024	hcv-s8	4715-01-000 Tenant Utility Payments-Voucher	120.00	288580
K-31693	922	02/2024	2/2/2024	hcv-vash	4715-01-000 Tenant Utility Payments-Voucher	213.00	288581
K-31694	922	02/2024	2/2/2024	hcv-vash	4715-01-000 Tenant Utility Payments-Voucher	3.00	288582
K-31695	922	02/2024	2/2/2024	hcv-vash	4715-01-000 Tenant Utility Payments-Voucher	213.00	288583
K-31696	922	02/2024	2/2/2024	hcv-vash	4715-01-000 Tenant Utility Payments-Voucher	213.00	288584
K-31697	922	02/2024	2/2/2024	hcv-s8	4715-00-000 Housing Assistance Payments	724.00	288585
K-31698	922	02/2024	2/2/2024	hcv-s8	4715-00-000 Housing Assistance Payments	995.00	288586
				hcv-s8	4715-00-000 Housing Assistance Payments	1,690.00	288586
				hcv-ned	4715-00-000 Housing Assistance Payments	1,044.00	288586
K-31699	922	02/2024	2/2/2024	hcv-s8	4715-00-000 Housing Assistance Payments	1,086.00	288587
K-31700	922	02/2024	2/2/2024	hcv-s8	4715-00-000 Housing Assistance Payments	3,090.00	288588
K-31701	922	02/2024	2/2/2024	hcv-s8	4715-00-000 Housing Assistance Payments	2,200.00	288589
K-31702	922	02/2024	2/2/2024	hcv-s8	4715-00-000 Housing Assistance Payments	1,918.00	288590
K-31703	922	02/2024	2/2/2024	hcv-s8	4715-00-000 Housing Assistance Payments	723.00	288591
				hcv-s8	4715-00-000 Housing Assistance Payments	1,032.00	288591
				hcv-s8	4715-00-000 Housing Assistance Payments	1,522.00	288591
				hcv-s8	4715-00-000 Housing Assistance Payments	1,191.00	288591
				hcv-s8	4715-00-000 Housing Assistance Payments	-737.00	288591
				hcv-ned	4715-00-000 Housing Assistance Payments	752.00	288591
K-31704	922	02/2024	2/2/2024	hcv-s8	4715-00-000 Housing Assistance Payments	2,547.00	288592
				hcv-s8	4715-00-000 Housing Assistance Payments	1,161.00	288592
				hcv-s8	4715-00-000 Housing Assistance Payments	-1,615.00	288592
				hcv-s8	4715-00-000 Housing Assistance Payments	1,935.00	288592
				hcv-s8	4715-00-000 Housing Assistance Payments	1,985.00	288592
K-31705	922	02/2024	2/2/2024	hcv-s8	4715-00-000 Housing Assistance Payments	741.00	288593
				hcv-s8	4715-00-000 Housing Assistance Payments	2,211.00	288593
				hcv-s8	4715-00-000 Housing Assistance Payments	2,013.00	288593
				hcv-s8	4715-00-000 Housing Assistance Payments	1,903.00	288593
K-31706	922	02/2024	2/2/2024	hcv-s8	4715-00-000 Housing Assistance Payments	1,010.00	288594
				hcv-s8	4715-00-000 Housing Assistance Payments	359.00	288594
				hcv-s8	4715-00-000 Housing Assistance Payments	1,090.00	288594
				hcv-s8	4715-00-000 Housing Assistance Payments	1,053.00	288594
				hcv-s8	4715-00-000 Housing Assistance Payments	1,011.00	288594
				hcv-s8	4715-00-000 Housing Assistance Payments	1,205.00	288594
				hcv-vash	4715-00-000 Housing Assistance Payments	999.00	288594
				hcv-ned	4715-00-000 Housing Assistance Payments	1,044.00	288594
				hcv-vash	4715-00-000 Housing Assistance Payments	1,110.00	288594
				hcv-s8	4715-00-000 Housing Assistance Payments	1,096.00	288594
				hcv-s8	4715-00-000 Housing Assistance Payments	1,046.00	288594
				hcv-ned	4715-00-000 Housing Assistance Payments	1,064.00	288594
				hcv-s8	4715-00-000 Housing Assistance Payments	1,240.00	288594
				hcv-vash	4715-00-000 Housing Assistance Payments	886.00	288594
K-31707	922	02/2024	2/2/2024	hcv-s8	4715-00-000 Housing Assistance Payments	914.00	288595
				hcv-s8	4715-00-000 Housing Assistance Payments	663.00	288595

Check Register

For Period = Feb 2024

Control	Batch	Period	Date	Property	Account	Amount	Reference
				hcv-s8	4715-00-000 Housing Assistance Payments	1,169.00	288595
				hcv-ned	4715-00-000 Housing Assistance Payments	1,413.00	288595
K-31708	922	02/2024	2/2/2024	hcv-s8	4715-00-000 Housing Assistance Payments	1,700.00	288596
				hcv-s8	4715-00-000 Housing Assistance Payments	1,876.00	288596
K-31709	922	02/2024	2/2/2024	hcv-vash	4715-00-000 Housing Assistance Payments	1,496.00	288597
K-31710	922	02/2024	2/2/2024	hcv-s8	4715-00-000 Housing Assistance Payments	1,500.00	288598
K-31711	922	02/2024	2/2/2024	hcv-ned	4715-00-000 Housing Assistance Payments	1,226.00	288599
				hcv-s8	4715-00-000 Housing Assistance Payments	1,317.00	288599
				hcv-s8	4715-00-000 Housing Assistance Payments	1,770.00	288599
				hcv-s8	4715-00-000 Housing Assistance Payments	1,385.00	288599
				hcv-s8	4715-00-000 Housing Assistance Payments	1,003.00	288599
				hcv-vash	4715-00-000 Housing Assistance Payments	1,533.00	288599
				hcv-vash	4715-00-000 Housing Assistance Payments	837.00	288599
K-31712	922	02/2024	2/2/2024	hcv-s8	4715-00-000 Housing Assistance Payments	1,376.00	288600
K-31713	922	02/2024	2/2/2024	hcv-vash	4715-02-000 Port Out HAP Payments	1,332.00	288601
				hcv-vash	4172-00-000 Port Out Admin Fee Paid	77.13	288601
				hcv-vash	4172-00-000 Port Out Admin Fee Paid	77.13	288601
				hcv-vash	4715-02-000 Port Out HAP Payments	1,389.00	288601
K-31714	922	02/2024	2/2/2024	hcv-s8	4715-00-000 Housing Assistance Payments	1,288.00	288602
K-31715	922	02/2024	2/2/2024	hcv-s8	4715-00-000 Housing Assistance Payments	2,536.00	288603
				hcv-s8	4715-00-000 Housing Assistance Payments	1,951.00	288603
K-31716	922	02/2024	2/2/2024	hcv-s8	4715-00-000 Housing Assistance Payments	1,013.00	288604
				hcv-s8	4715-00-000 Housing Assistance Payments	5.00	288604
				hcv-s8	4715-00-000 Housing Assistance Payments	1,771.00	288604
K-31717	922	02/2024	2/2/2024	hcv-s8	4715-00-000 Housing Assistance Payments	959.00	288605
K-31718	922	02/2024	2/2/2024	hcv-s8	4715-00-000 Housing Assistance Payments	1,695.00	288606
K-31719	922	02/2024	2/2/2024	hcv-s8	4715-00-000 Housing Assistance Payments	1,071.00	288607
K-31720	922	02/2024	2/2/2024	hcv-s8	4715-00-000 Housing Assistance Payments	1,526.00	288608
K-31721	922	02/2024	2/2/2024	hcv-s8	4715-00-000 Housing Assistance Payments	886.00	288609
K-31722	922	02/2024	2/2/2024	hcv-s8	4715-00-000 Housing Assistance Payments	556.00	288610
K-31723	922	02/2024	2/2/2024	hcv-ned	4715-00-000 Housing Assistance Payments	1,356.00	288611
K-31724	922	02/2024	2/2/2024	hcv-s8	4715-00-000 Housing Assistance Payments	603.00	896
				hcv-s8	4715-00-000 Housing Assistance Payments	-603.00	896
K-31725	922	02/2024	2/2/2024	hcv-s8	4715-00-000 Housing Assistance Payments	545.00	288612
K-31726	922	02/2024	2/2/2024	hcv-s8	4715-00-000 Housing Assistance Payments	2,395.00	288613
K-31727	922	02/2024	2/2/2024	hcv-s8	4715-00-000 Housing Assistance Payments	1,137.00	288614
K-31728	922	02/2024	2/2/2024	hcv-s8	4715-00-000 Housing Assistance Payments	602.00	288615
K-31729	922	02/2024	2/2/2024	hcv-s8	4715-00-000 Housing Assistance Payments	1,550.00	288616
K-31730	922	02/2024	2/2/2024	hcv-s8	4715-00-000 Housing Assistance Payments	249.00	288617
				hcv-s8	4715-00-000 Housing Assistance Payments	1,150.00	288617
K-31731	922	02/2024	2/2/2024	hcv-s8	4715-00-000 Housing Assistance Payments	210.00	897
				hcv-s8	4715-00-000 Housing Assistance Payments	-210.00	897
K-31732	922	02/2024	2/2/2024	hcv-s8	4715-00-000 Housing Assistance Payments	1,202.00	288618
K-31733	922	02/2024	2/2/2024	hcv-s8	4715-00-000 Housing Assistance Payments	1,645.00	288619
				hcv-s8	4715-00-000 Housing Assistance Payments	1,151.00	288619
K-31734	922	02/2024	2/2/2024	hcv-s8	4715-00-000 Housing Assistance Payments	1,458.00	288620
K-31735	922	02/2024	2/2/2024	hcv-s8	4715-00-000 Housing Assistance Payments	2,450.00	288621
K-31736	922	02/2024	2/2/2024	hcv-s8	4715-00-000 Housing Assistance Payments	1,967.00	288622
				hcv-s8	4715-00-000 Housing Assistance Payments	2,224.00	288622
				hcv-s8	4715-00-000 Housing Assistance Payments	2,118.00	288622
K-31737	922	02/2024	2/2/2024	hcv-s8	4715-00-000 Housing Assistance Payments	1,934.00	288623
				hcv-s8	4715-00-000 Housing Assistance Payments	1,948.00	288623

Check Register

For Period = Feb 2024

Control	Batch	Period	Date	Property	Account	Amount	Reference
K-31738	922	02/2024	2/2/2024	hcv-s8	4715-00-000 Housing Assistance Payments	2,104.00	288624
K-31739	922	02/2024	2/2/2024	hcv-tpv	4715-00-000 Housing Assistance Payments	2,587.00	288625
K-31740	922	02/2024	2/2/2024	hcv-tpv	4715-00-000 Housing Assistance Payments	2,029.00	288626
				hcv-s8	4715-00-000 Housing Assistance Payments	2,135.00	288626
				hcv-s8	4715-00-000 Housing Assistance Payments	1,972.00	288626
				hcv-s8	4715-00-000 Housing Assistance Payments	1,307.00	288626
				hcv-s8	4715-00-000 Housing Assistance Payments	1,784.00	288626
				hcv-s8	4715-00-000 Housing Assistance Payments	1,410.00	288626
				hcv-s8	4715-00-000 Housing Assistance Payments	1,534.00	288626
				hcv-s8	4715-00-000 Housing Assistance Payments	1,588.00	288626
				hcv-s8	4715-00-000 Housing Assistance Payments	1,900.00	288626
K-31741	922	02/2024	2/2/2024	hcv-tpv	4715-00-000 Housing Assistance Payments	2,370.00	288627
K-31742	922	02/2024	2/2/2024	hcv-ned	4715-00-000 Housing Assistance Payments	1,595.00	288628
K-31743	922	02/2024	2/2/2024	hcv-s8	4715-00-000 Housing Assistance Payments	1,629.00	288629
K-31744	922	02/2024	2/2/2024	hcv-s8	4715-00-000 Housing Assistance Payments	2,012.00	288630
K-31745	922	02/2024	2/2/2024	hcv-s8	4715-00-000 Housing Assistance Payments	1,152.00	288631
K-31746	922	02/2024	2/2/2024	hcv-s8	4715-00-000 Housing Assistance Payments	1,559.00	288632
K-31747	922	02/2024	2/2/2024	hcv-s8	4715-00-000 Housing Assistance Payments	2,250.00	288633
				hcv-s8	4715-00-000 Housing Assistance Payments	393.00	288633
K-31748	922	02/2024	2/2/2024	hcv-tpv	4715-00-000 Housing Assistance Payments	1,529.00	288634
				hcv-s8	4715-00-000 Housing Assistance Payments	2,576.00	288634
				hcv-s8	4715-00-000 Housing Assistance Payments	2,262.00	288634
K-31749	922	02/2024	2/2/2024	hcv-vash	4715-00-000 Housing Assistance Payments	828.00	288635
K-31750	922	02/2024	2/2/2024	hcv-s8	4715-00-000 Housing Assistance Payments	849.00	288636
K-31751	922	02/2024	2/2/2024	hcv-s8	4715-00-000 Housing Assistance Payments	1,237.00	288637
K-31752	922	02/2024	2/2/2024	hcv-s8	4715-00-000 Housing Assistance Payments	2,137.00	288638
K-31753	922	02/2024	2/2/2024	hcv-ned	4715-00-000 Housing Assistance Payments	1,974.00	288639
K-31754	922	02/2024	2/2/2024	hcv-s8	4715-00-000 Housing Assistance Payments	2,110.00	288640
K-31755	922	02/2024	2/2/2024	hcv-vash	4715-00-000 Housing Assistance Payments	-1,043.00	288641
				hcv-vash	4715-00-000 Housing Assistance Payments	962.00	288641
				hcv-vash	4715-00-000 Housing Assistance Payments	-1,043.00	288641
				hcv-vash	4715-00-000 Housing Assistance Payments	962.00	288641
				hcv-vash	4715-00-000 Housing Assistance Payments	-1,043.00	288641
				hcv-vash	4715-00-000 Housing Assistance Payments	962.00	288641
				hcv-vash	4715-00-000 Housing Assistance Payments	962.00	288641
K-31756	922	02/2024	2/2/2024	hcv-s8	4715-00-000 Housing Assistance Payments	613.00	288642
				hcv-ehv	4715-10-000 EHV HAP Expense	837.00	288642
				hcv-s8	4715-00-000 Housing Assistance Payments	1,442.00	288642
				hcv-s8	4715-00-000 Housing Assistance Payments	883.00	288642
				hcv-s8	4715-00-000 Housing Assistance Payments	1,326.00	288642
				hcv-s8	4715-00-000 Housing Assistance Payments	1,018.00	288642
				hcv-s8	4715-00-000 Housing Assistance Payments	2,600.00	288642
				hcv-s8	4715-00-000 Housing Assistance Payments	591.00	288642
				hcv-s8	4715-00-000 Housing Assistance Payments	1,682.00	288642
				hcv-s8	4715-00-000 Housing Assistance Payments	1,015.00	288642
				hcv-s8	4715-00-000 Housing Assistance Payments	1,705.00	288642
K-31757	922	02/2024	2/2/2024	hcv-s8	4715-00-000 Housing Assistance Payments	1,647.00	288643
K-31758	922	02/2024	2/2/2024	hcv-tpv	4715-00-000 Housing Assistance Payments	975.00	288644
K-31759	922	02/2024	2/2/2024	hcv-s8	4715-00-000 Housing Assistance Payments	1,217.00	288645
K-31760	922	02/2024	2/2/2024	hcv-s8	4715-00-000 Housing Assistance Payments	1,857.00	288646
K-31761	922	02/2024	2/2/2024	hcv-s8	4715-00-000 Housing Assistance Payments	1,303.00	288647
K-31762	922	02/2024	2/2/2024	hcv-s8	4715-00-000 Housing Assistance Payments	1,597.00	288648

Check Register

For Period = Feb 2024

Control	Batch	Period	Date	Property	Account	Amount	Reference
				hcv-s8	4715-00-000 Housing Assistance Payments	2,027.00	288648
K-31763	922	02/2024	2/2/2024	hcv-s8	4715-00-000 Housing Assistance Payments	2,350.00	288649
				hcv-vash	4715-00-000 Housing Assistance Payments	1,011.00	288649
K-31764	922	02/2024	2/2/2024	hcv-tpv	4715-00-000 Housing Assistance Payments	2,258.00	288650
K-31765	922	02/2024	2/2/2024	hcv-s8	4715-00-000 Housing Assistance Payments	1,700.00	288651
				hcv-s8	4715-00-000 Housing Assistance Payments	910.00	288651
				hcv-ehv	4715-10-000 EHV HAP Expense	1,134.00	288651
				hcv-ehv	4715-10-000 EHV HAP Expense	1,134.00	288651
				hcv-s8	4715-00-000 Housing Assistance Payments	1,092.00	288651
				hcv-s8	4715-00-000 Housing Assistance Payments	1,092.00	288651
				hcv-s8	4715-00-000 Housing Assistance Payments	106.00	288651
				hcv-s8	4715-00-000 Housing Assistance Payments	106.00	288651
				hcv-s8	4715-00-000 Housing Assistance Payments	1,057.00	288651
				hcv-s8	4715-00-000 Housing Assistance Payments	1,057.00	288651
				hcv-vash	4715-00-000 Housing Assistance Payments	923.00	288651
				hcv-vash	4715-00-000 Housing Assistance Payments	1,008.00	288651
				hcv-vash	4715-00-000 Housing Assistance Payments	1,008.00	288651
				hcv-vash	4715-00-000 Housing Assistance Payments	923.00	288651
				hcv-vash	4715-00-000 Housing Assistance Payments	1,149.00	288651
				hcv-vash	4715-00-000 Housing Assistance Payments	1,149.00	288651
				hcv-vash	4715-00-000 Housing Assistance Payments	1,091.00	288651
				hcv-vash	4715-00-000 Housing Assistance Payments	1,091.00	288651
				hcv-s8	4715-00-000 Housing Assistance Payments	1,316.00	288651
K-31766	922	02/2024	2/2/2024	hcv-vash	4715-00-000 Housing Assistance Payments	884.00	288652
K-31767	922	02/2024	2/2/2024	hcv-s8	4715-00-000 Housing Assistance Payments	1,773.00	288653
K-31768	922	02/2024	2/2/2024	hcv-s8	4715-00-000 Housing Assistance Payments	1,669.00	288654
K-31769	922	02/2024	2/2/2024	hcv-s8	4715-00-000 Housing Assistance Payments	2,100.00	288655
K-31770	922	02/2024	2/2/2024	hcv-vash	4715-00-000 Housing Assistance Payments	967.00	288656
				hcv-vash	4715-00-000 Housing Assistance Payments	493.00	288656
				hcv-vash	4715-00-000 Housing Assistance Payments	1,295.00	288656
				hcv-s8	4715-00-000 Housing Assistance Payments	1,350.00	288656
				hcv-vash	4715-00-000 Housing Assistance Payments	924.00	288656
K-31771	922	02/2024	2/2/2024	hcv-ned	4715-00-000 Housing Assistance Payments	1,048.00	288657
				hcv-ned	4715-00-000 Housing Assistance Payments	531.00	288657
				hcv-s8	4715-00-000 Housing Assistance Payments	987.00	288657
				hcv-s8	4715-00-000 Housing Assistance Payments	937.00	288657
K-31772	922	02/2024	2/2/2024	hcv-s8	4715-00-000 Housing Assistance Payments	1,537.00	288658
K-31773	922	02/2024	2/2/2024	hcv-pbv	4715-00-000 Housing Assistance Payments	1,122.00	288659
				hcv-pbv	4715-00-000 Housing Assistance Payments	974.00	288659
				hcv-pbv	4715-00-000 Housing Assistance Payments	-1,338.00	288659
				hcv-pbv	4715-00-000 Housing Assistance Payments	848.00	288659
				hcv-pbv	4715-00-000 Housing Assistance Payments	-1,338.00	288659
				hcv-pbv	4715-00-000 Housing Assistance Payments	848.00	288659
				hcv-pbv	4715-00-000 Housing Assistance Payments	-1,338.00	288659
				hcv-pbv	4715-00-000 Housing Assistance Payments	848.00	288659
				hcv-pbv	4715-00-000 Housing Assistance Payments	703.00	288659
K-31774	922	02/2024	2/2/2024	hcv-s8	4715-00-000 Housing Assistance Payments	2,551.00	288660
K-31775	922	02/2024	2/2/2024	hcv-s8	4715-00-000 Housing Assistance Payments	2,025.00	288661
K-31776	922	02/2024	2/2/2024	hcv-s8	4715-00-000 Housing Assistance Payments	3,441.00	288662
K-31777	922	02/2024	2/2/2024	hcv-s8	4715-00-000 Housing Assistance Payments	779.00	288663
				hcv-s8	4715-00-000 Housing Assistance Payments	2,195.00	288663
				hcv-s8	4715-00-000 Housing Assistance Payments	1,542.00	288663

Check Register

For Period = Feb 2024

Control	Batch	Period	Date	Property	Account	Amount	Reference
				hcv-vash	4715-00-000 Housing Assistance Payments	1,095.00	288663
				hcv-s8	4715-00-000 Housing Assistance Payments	797.00	288663
				hcv-s8	4715-00-000 Housing Assistance Payments	1,895.00	288663
				hcv-s8	4715-00-000 Housing Assistance Payments	1,420.00	288663
				hcv-s8	4715-00-000 Housing Assistance Payments	2,240.00	288663
				hcv-s8	4715-00-000 Housing Assistance Payments	2,195.00	288663
				hcv-vash	4715-00-000 Housing Assistance Payments	936.00	288663
				hcv-s8	4715-00-000 Housing Assistance Payments	2,633.00	288663
				hcv-s8	4715-00-000 Housing Assistance Payments	807.00	288663
				hcv-s8	4715-00-000 Housing Assistance Payments	491.00	288663
				hcv-s8	4715-00-000 Housing Assistance Payments	1,872.00	288663
				hcv-s8	4715-00-000 Housing Assistance Payments	-1,872.00	288663
				hcv-s8	4715-00-000 Housing Assistance Payments	192.00	288663
				hcv-s8	4715-00-000 Housing Assistance Payments	2,050.00	288663
				hcv-vash	4715-00-000 Housing Assistance Payments	576.00	288663
K-31778	922	02/2024	2/2/2024	hcv-s8	4715-00-000 Housing Assistance Payments	1,425.00	288664
K-31779	922	02/2024	2/2/2024	hcv-s8	4715-00-000 Housing Assistance Payments	2,460.00	288665
K-31780	922	02/2024	2/2/2024	hcv-s8	4715-00-000 Housing Assistance Payments	2,679.00	288666
K-31781	922	02/2024	2/2/2024	hcv-vash	4715-00-000 Housing Assistance Payments	1,200.00	288667
K-31782	922	02/2024	2/2/2024	hcv-vash	4715-00-000 Housing Assistance Payments	1,196.00	288668
K-31783	922	02/2024	2/2/2024	hcv-s8	4715-00-000 Housing Assistance Payments	1,294.00	288669
K-31784	922	02/2024	2/2/2024	hcv-s8	4715-00-000 Housing Assistance Payments	2,017.00	288670
				hcv-s8	4715-00-000 Housing Assistance Payments	1,698.00	288670
				hcv-s8	4715-00-000 Housing Assistance Payments	1,741.00	288670
K-31785	922	02/2024	2/2/2024	hcv-s8	4715-00-000 Housing Assistance Payments	1,300.00	288671
				hcv-s8	4715-00-000 Housing Assistance Payments	920.00	288671
K-31786	922	02/2024	2/2/2024	hcv-s8	4715-00-000 Housing Assistance Payments	2,400.00	288672
K-31787	922	02/2024	2/2/2024	hcv-s8	4715-00-000 Housing Assistance Payments	1,306.00	288673
K-31788	922	02/2024	2/2/2024	hcv-tpv	4715-00-000 Housing Assistance Payments	1,688.00	288674
				hcv-tpv	4715-00-000 Housing Assistance Payments	2,332.00	288674
				hcv-tpv	4715-00-000 Housing Assistance Payments	2,332.00	288674
K-31789	922	02/2024	2/2/2024	hcv-s8	4715-00-000 Housing Assistance Payments	980.00	288675
K-31790	922	02/2024	2/2/2024	hcv-s8	4715-00-000 Housing Assistance Payments	1,416.00	288676
K-31791	922	02/2024	2/2/2024	hcv-s8	4715-00-000 Housing Assistance Payments	3,000.00	288677
K-31792	922	02/2024	2/2/2024	hcv-s8	4715-00-000 Housing Assistance Payments	1,845.00	288678
K-31793	922	02/2024	2/2/2024	hcv-s8	4715-00-000 Housing Assistance Payments	1,606.00	288679
K-31794	922	02/2024	2/2/2024	hcv-tpv	4715-00-000 Housing Assistance Payments	1,076.00	288680
K-31795	922	02/2024	2/2/2024	hcv-tpv	4715-00-000 Housing Assistance Payments	2,633.00	288681
				hcv-tpv	4715-00-000 Housing Assistance Payments	2,633.00	288681
K-31796	922	02/2024	2/2/2024	hcv-s8	4715-00-000 Housing Assistance Payments	2,745.00	288682
K-31797	922	02/2024	2/2/2024	hcv-s8	4715-00-000 Housing Assistance Payments	354.00	288683
				hcv-s8	4715-00-000 Housing Assistance Payments	407.00	288683
K-31798	922	02/2024	2/2/2024	hcv-ned	4715-00-000 Housing Assistance Payments	1,033.00	288684
				hcv-ned	4715-00-000 Housing Assistance Payments	1,033.00	288684
K-31799	922	02/2024	2/2/2024	hcv-tpv	4715-00-000 Housing Assistance Payments	947.00	288685
				hcv-tpv	4715-00-000 Housing Assistance Payments	947.00	288685
K-31800	922	02/2024	2/2/2024	hcv-s8	4715-00-000 Housing Assistance Payments	38.00	288686
				hcv-s8	4715-00-000 Housing Assistance Payments	38.00	288686
K-31801	922	02/2024	2/2/2024	hcv-s8	4715-00-000 Housing Assistance Payments	597.00	288687
K-31802	922	02/2024	2/2/2024	hcv-s8	4715-00-000 Housing Assistance Payments	975.00	288688
				hcv-s8	4715-00-000 Housing Assistance Payments	859.00	288688
				hcv-s8	4715-00-000 Housing Assistance Payments	1,540.00	288688

Check Register

For Period = Feb 2024

Control	Batch	Period	Date	Property	Account	Amount	Reference
				hcv-s8	4715-00-000 Housing Assistance Payments	1,246.00	288688
				hcv-s8	4715-00-000 Housing Assistance Payments	481.00	288688
				hcv-s8	4715-00-000 Housing Assistance Payments	1,074.00	288688
				hcv-s8	4715-00-000 Housing Assistance Payments	-693.00	288688
				hcv-s8	4715-00-000 Housing Assistance Payments	1,074.00	288688
				hcv-ned	4715-00-000 Housing Assistance Payments	1,300.00	288688
K-31803	922	02/2024	2/2/2024	hcv-s8	4715-00-000 Housing Assistance Payments	1,139.00	288689
K-31804	922	02/2024	2/2/2024	hcv-s8	4172-00-000 Port Out Admin Fee Paid	77.13	288690
				hcv-s8	4715-02-000 Port Out HAP Payments	457.00	288690
				hcv-s8	4172-00-000 Port Out Admin Fee Paid	77.13	288690
				hcv-s8	4715-02-000 Port Out HAP Payments	912.00	288690
				hcv-s8	4172-00-000 Port Out Admin Fee Paid	77.13	288690
				hcv-s8	4715-02-000 Port Out HAP Payments	1,254.00	288690
				hcv-s8	4172-00-000 Port Out Admin Fee Paid	77.13	288690
				hcv-s8	4715-02-000 Port Out HAP Payments	1,208.00	288690
				hcv-vash	4172-00-000 Port Out Admin Fee Paid	77.13	288690
				hcv-vash	4715-02-000 Port Out HAP Payments	928.00	288690
				hcv-s8	4172-00-000 Port Out Admin Fee Paid	77.13	288690
				hcv-s8	4715-02-000 Port Out HAP Payments	2,270.00	288690
				hcv-s8	4172-00-000 Port Out Admin Fee Paid	77.13	288690
				hcv-s8	4715-02-000 Port Out HAP Payments	701.00	288690
				hcv-s8	4172-00-000 Port Out Admin Fee Paid	77.13	288690
				hcv-s8	4715-02-000 Port Out HAP Payments	850.00	288690
K-31805	922	02/2024	2/2/2024	hcv-s8	4715-00-000 Housing Assistance Payments	2,414.00	288691
K-31806	922	02/2024	2/2/2024	hcv-s8	4715-00-000 Housing Assistance Payments	722.00	288692
K-31807	922	02/2024	2/2/2024	hcv-s8	4715-00-000 Housing Assistance Payments	685.00	288693
				hcv-s8	4715-00-000 Housing Assistance Payments	1,063.00	288693
				hcv-s8	4715-00-000 Housing Assistance Payments	873.00	288693
				hcv-s8	4715-00-000 Housing Assistance Payments	773.00	288693
				hcv-s8	4715-00-000 Housing Assistance Payments	1,151.00	288693
				hcv-s8	4715-00-000 Housing Assistance Payments	1,110.00	288693
				hcv-s8	4715-00-000 Housing Assistance Payments	1,288.00	288693
				hcv-s8	4715-00-000 Housing Assistance Payments	1,455.00	288693
				hcv-s8	4715-00-000 Housing Assistance Payments	1,227.00	288693
				hcv-s8	4715-00-000 Housing Assistance Payments	964.00	288693
				hcv-ned	4715-00-000 Housing Assistance Payments	808.00	288693
				hcv-s8	4715-00-000 Housing Assistance Payments	1,300.00	288693
				hcv-s8	4715-00-000 Housing Assistance Payments	1,067.00	288693
				hcv-vash	4715-00-000 Housing Assistance Payments	1,005.00	288693
				hcv-vash	4715-00-000 Housing Assistance Payments	2,082.00	288693
K-31808	922	02/2024	2/2/2024	hcv-s8	4715-00-000 Housing Assistance Payments	1,182.00	288694
				hcv-s8	4715-00-000 Housing Assistance Payments	1,521.00	288694
				hcv-s8	4715-00-000 Housing Assistance Payments	1,304.00	288694
				hcv-s8	4715-00-000 Housing Assistance Payments	946.00	288694
				hcv-s8	4715-00-000 Housing Assistance Payments	1,531.00	288694
				hcv-s8	4715-00-000 Housing Assistance Payments	2,181.00	288694
				hcv-s8	4715-00-000 Housing Assistance Payments	2,105.00	288694
				hcv-vash	4715-00-000 Housing Assistance Payments	1,069.00	288694
				hcv-vash	4715-00-000 Housing Assistance Payments	-1,111.00	288694
				hcv-vash	4715-00-000 Housing Assistance Payments	1,080.00	288694
				hcv-vash	4715-00-000 Housing Assistance Payments	-1,111.00	288694
				hcv-vash	4715-00-000 Housing Assistance Payments	1,080.00	288694

Check Register

For Period = Feb 2024

Control	Batch	Period	Date	Property	Account	Amount	Reference
				hcv-vash	4715-00-000 Housing Assistance Payments	-1,111.00	288694
				hcv-vash	4715-00-000 Housing Assistance Payments	1,080.00	288694
				hcv-vash	4715-00-000 Housing Assistance Payments	-1,111.00	288694
				hcv-vash	4715-00-000 Housing Assistance Payments	1,080.00	288694
				hcv-vash	4715-00-000 Housing Assistance Payments	1,080.00	288694
				hcv-tpv	4715-00-000 Housing Assistance Payments	1,803.00	288694
				hcv-s8	4715-00-000 Housing Assistance Payments	1,695.00	288694
K-31809	922	02/2024	2/2/2024	hcv-s8	4715-00-000 Housing Assistance Payments	1,106.00	288695
K-31810	922	02/2024	2/2/2024	hcv-s8	4715-00-000 Housing Assistance Payments	1,159.00	288696
				hcv-s8	4715-00-000 Housing Assistance Payments	610.00	288696
K-31811	922	02/2024	2/2/2024	hcv-s8	4715-00-000 Housing Assistance Payments	841.00	288697
				hcv-s8	4715-00-000 Housing Assistance Payments	544.00	288697
K-31812	922	02/2024	2/2/2024	hcv-s8	4715-00-000 Housing Assistance Payments	1,185.00	288698
				hcv-s8	4715-00-000 Housing Assistance Payments	1,173.00	288698
				hcv-s8	4715-00-000 Housing Assistance Payments	902.00	288698
				hcv-s8	4715-00-000 Housing Assistance Payments	1,156.00	288698
				hcv-s8	4715-00-000 Housing Assistance Payments	908.00	288698
				hcv-vash	4715-00-000 Housing Assistance Payments	899.00	288698
				hcv-vash	4715-00-000 Housing Assistance Payments	899.00	288698
K-31813	922	02/2024	2/2/2024	hcv-s8	4715-00-000 Housing Assistance Payments	1,962.00	288699
				hcv-s8	4715-00-000 Housing Assistance Payments	1,011.00	288699
				hcv-s8	4715-00-000 Housing Assistance Payments	1,179.00	288699
				hcv-s8	4715-00-000 Housing Assistance Payments	883.00	288699
K-31814	922	02/2024	2/2/2024	hcv-s8	4715-00-000 Housing Assistance Payments	1,672.00	288700
				hcv-s8	4715-00-000 Housing Assistance Payments	1,125.00	288700
K-31815	922	02/2024	2/2/2024	hcv-s8	4715-00-000 Housing Assistance Payments	1,652.00	288701
K-31816	922	02/2024	2/2/2024	hcv-s8	4715-00-000 Housing Assistance Payments	1,340.00	288702
K-31817	922	02/2024	2/2/2024	hcv-s8	4715-00-000 Housing Assistance Payments	1,251.00	288703
K-31818	922	02/2024	2/2/2024	hcv-s8	4715-00-000 Housing Assistance Payments	1,016.00	288704
				hcv-s8	4715-00-000 Housing Assistance Payments	821.00	288704
				hcv-s8	4715-00-000 Housing Assistance Payments	1,332.00	288704
K-31819	922	02/2024	2/2/2024	hcv-s8	4715-00-000 Housing Assistance Payments	1,378.00	288705
K-31820	922	02/2024	2/2/2024	hcv-ned	4715-00-000 Housing Assistance Payments	595.00	288706
K-31821	922	02/2024	2/2/2024	hcv-s8	4715-00-000 Housing Assistance Payments	1,625.00	288707
				hcv-vash	4715-00-000 Housing Assistance Payments	1,484.00	288707
				hcv-s8	4715-00-000 Housing Assistance Payments	1,498.00	288707
				hcv-s8	4715-00-000 Housing Assistance Payments	1,525.00	288707
				hcv-s8	4715-00-000 Housing Assistance Payments	1,623.00	288707
K-31822	922	02/2024	2/2/2024	hcv-s8	4715-00-000 Housing Assistance Payments	801.00	288708
K-31823	922	02/2024	2/2/2024	hcv-ned	4715-00-000 Housing Assistance Payments	889.00	288709
				hcv-s8	4715-00-000 Housing Assistance Payments	912.00	288709
				hcv-s8	4715-00-000 Housing Assistance Payments	855.00	288709
				hcv-s8	4715-00-000 Housing Assistance Payments	1,007.00	288709
				hcv-tpv	4715-00-000 Housing Assistance Payments	697.00	288709
K-31824	922	02/2024	2/2/2024	hcv-s8	4715-00-000 Housing Assistance Payments	990.00	288710
K-31825	922	02/2024	2/2/2024	hcv-ned	4715-00-000 Housing Assistance Payments	1,301.00	288711
K-31826	922	02/2024	2/2/2024	hcv-s8	4715-00-000 Housing Assistance Payments	1,199.00	288712
				hcv-vash	4715-00-000 Housing Assistance Payments	944.00	288712
				hcv-vash	4715-00-000 Housing Assistance Payments	429.00	288712
K-31827	922	02/2024	2/2/2024	hcv-s8	4715-00-000 Housing Assistance Payments	964.00	288713
K-31828	922	02/2024	2/2/2024	hcv-s8	4715-00-000 Housing Assistance Payments	1,004.00	288714
				hcv-s8	4715-00-000 Housing Assistance Payments	1,192.00	288714

Check Register

For Period = Feb 2024

Control	Batch	Period	Date	Property	Account	Amount	Reference
				hcv-s8	4715-00-000 Housing Assistance Payments	1,306.00	288714
				hcv-s8	4715-00-000 Housing Assistance Payments	1,200.00	288714
				hcv-s8	4715-00-000 Housing Assistance Payments	962.00	288714
K-31829	922	02/2024	2/2/2024	hcv-ned	4715-00-000 Housing Assistance Payments	1,390.00	288715
K-31830	922	02/2024	2/2/2024	hcv-vash	4715-00-000 Housing Assistance Payments	912.00	288716
				hcv-s8	4715-00-000 Housing Assistance Payments	586.00	288716
K-31831	922	02/2024	2/2/2024	hcv-vash	4715-00-000 Housing Assistance Payments	229.00	288717
K-31832	922	02/2024	2/2/2024	hcv-s8	4715-00-000 Housing Assistance Payments	490.00	288718
K-31833	922	02/2024	2/2/2024	hcv-s8	4715-00-000 Housing Assistance Payments	1,537.00	288719
K-31834	922	02/2024	2/2/2024	hcv-s8	4715-00-000 Housing Assistance Payments	813.00	288720
				hcv-s8	4715-00-000 Housing Assistance Payments	1,465.00	288720
K-31835	922	02/2024	2/2/2024	hcv-s8	4715-00-000 Housing Assistance Payments	522.00	288721
				hcv-s8	4715-00-000 Housing Assistance Payments	852.00	288721
				hcv-s8	4715-00-000 Housing Assistance Payments	852.00	288721
				hcv-s8	4715-00-000 Housing Assistance Payments	1,486.00	288721
				hcv-s8	4715-00-000 Housing Assistance Payments	1,025.00	288721
				hcv-s8	4715-00-000 Housing Assistance Payments	2,100.00	288721
K-31836	922	02/2024	2/2/2024	hcv-s8	4715-00-000 Housing Assistance Payments	864.00	288722
K-31837	922	02/2024	2/2/2024	hcv-s8	4715-00-000 Housing Assistance Payments	2,323.00	288723
K-31838	922	02/2024	2/2/2024	hcv-s8	4715-00-000 Housing Assistance Payments	1,140.00	288724
K-31839	922	02/2024	2/2/2024	hcv-s8	4715-00-000 Housing Assistance Payments	1,447.00	288725
K-31840	922	02/2024	2/2/2024	hcv-s8	4715-00-000 Housing Assistance Payments	1,161.00	288726
				hcv-s8	4715-00-000 Housing Assistance Payments	899.00	288726
K-31841	922	02/2024	2/2/2024	hcv-s8	4715-00-000 Housing Assistance Payments	835.00	288727
				hcv-s8	4715-00-000 Housing Assistance Payments	882.00	288727
				hcv-s8	4715-00-000 Housing Assistance Payments	864.00	288727
				hcv-s8	4715-00-000 Housing Assistance Payments	867.00	288727
				hcv-s8	4715-00-000 Housing Assistance Payments	1,315.00	288727
				hcv-s8	4715-00-000 Housing Assistance Payments	1,029.00	288727
				hcv-s8	4715-00-000 Housing Assistance Payments	719.00	288727
				hcv-s8	4715-00-000 Housing Assistance Payments	1,375.00	288727
				hcv-s8	4715-00-000 Housing Assistance Payments	916.00	288727
				hcv-s8	4715-00-000 Housing Assistance Payments	780.00	288727
				hcv-s8	4715-00-000 Housing Assistance Payments	1,375.00	288727
				hcv-s8	4715-00-000 Housing Assistance Payments	933.00	288727
				hcv-s8	4715-00-000 Housing Assistance Payments	1,082.00	288727
				hcv-s8	4715-00-000 Housing Assistance Payments	870.00	288727
				hcv-ned	4715-00-000 Housing Assistance Payments	778.00	288727
				hcv-ned	4715-00-000 Housing Assistance Payments	1,146.00	288727
				hcv-ned	4715-00-000 Housing Assistance Payments	608.00	288727
				hcv-ned	4715-00-000 Housing Assistance Payments	628.00	288727
				hcv-ned	4715-00-000 Housing Assistance Payments	882.00	288727
K-31842	922	02/2024	2/2/2024	hcv-s8	4715-00-000 Housing Assistance Payments	677.00	288728
K-31843	922	02/2024	2/2/2024	hcv-s8	4715-00-000 Housing Assistance Payments	434.00	288729
				hcv-s8	4715-00-000 Housing Assistance Payments	1,102.00	288729
K-31844	922	02/2024	2/2/2024	hcv-s8	4715-00-000 Housing Assistance Payments	748.00	288730
				hcv-s8	4715-00-000 Housing Assistance Payments	740.00	288730
K-31845	922	02/2024	2/2/2024	hcv-s8	4715-00-000 Housing Assistance Payments	1,020.00	288731
				hcv-s8	4715-00-000 Housing Assistance Payments	838.00	288731
				hcv-s8	4715-00-000 Housing Assistance Payments	805.00	288731
				hcv-s8	4715-00-000 Housing Assistance Payments	920.00	288731
				hcv-s8	4715-00-000 Housing Assistance Payments	848.00	288731

Check Register

For Period = Feb 2024

Control	Batch	Period	Date	Property	Account	Amount	Reference
				hcv-s8	4715-00-000 Housing Assistance Payments	908.00	288731
				hcv-s8	4715-00-000 Housing Assistance Payments	997.00	288731
				hcv-s8	4715-00-000 Housing Assistance Payments	749.00	288731
				hcv-s8	4715-00-000 Housing Assistance Payments	1,075.00	288731
				hcv-s8	4715-00-000 Housing Assistance Payments	1,371.00	288731
				hcv-s8	4715-00-000 Housing Assistance Payments	-309.00	288731
				hcv-s8	4715-00-000 Housing Assistance Payments	1,126.00	288731
				hcv-s8	4715-00-000 Housing Assistance Payments	-309.00	288731
				hcv-s8	4715-00-000 Housing Assistance Payments	1,126.00	288731
				hcv-s8	4715-00-000 Housing Assistance Payments	1,126.00	288731
				hcv-s8	4715-00-000 Housing Assistance Payments	894.00	288731
				hcv-s8	4715-00-000 Housing Assistance Payments	1,263.00	288731
				hcv-s8	4715-00-000 Housing Assistance Payments	1,059.00	288731
				hcv-s8	4715-00-000 Housing Assistance Payments	908.00	288731
				hcv-s8	4715-00-000 Housing Assistance Payments	1,251.00	288731
				hcv-s8	4715-00-000 Housing Assistance Payments	635.00	288731
				hcv-s8	4715-00-000 Housing Assistance Payments	746.00	288731
				hcv-s8	4715-00-000 Housing Assistance Payments	910.00	288731
				hcv-s8	4715-00-000 Housing Assistance Payments	1,126.00	288731
				hcv-s8	4715-00-000 Housing Assistance Payments	-1,126.00	288731
				hcv-s8	4715-00-000 Housing Assistance Payments	908.00	288731
				hcv-s8	4715-00-000 Housing Assistance Payments	1,383.00	288731
				hcv-s8	4715-00-000 Housing Assistance Payments	801.00	288731
				hcv-s8	4715-00-000 Housing Assistance Payments	928.00	288731
				hcv-s8	4715-00-000 Housing Assistance Payments	1,410.00	288731
				hcv-s8	4715-00-000 Housing Assistance Payments	1,209.00	288731
				hcv-s8	4715-00-000 Housing Assistance Payments	928.00	288731
				hcv-ned	4715-00-000 Housing Assistance Payments	729.00	288731
				hcv-ned	4715-00-000 Housing Assistance Payments	928.00	288731
				hcv-s8	4715-00-000 Housing Assistance Payments	1,461.00	288731
				hcv-s8	4715-00-000 Housing Assistance Payments	1,257.00	288731
				hcv-s8	4715-00-000 Housing Assistance Payments	1,119.00	288731
				hcv-s8	4715-00-000 Housing Assistance Payments	1,004.00	288731
				hcv-vash	4715-00-000 Housing Assistance Payments	1,263.00	288731
				hcv-vash	4715-00-000 Housing Assistance Payments	922.00	288731
				hcv-vash	4715-00-000 Housing Assistance Payments	899.00	288731
				hcv-vash	4715-00-000 Housing Assistance Payments	876.00	288731
K-31846	922	02/2024	2/2/2024	hcv-s8	4715-00-000 Housing Assistance Payments	1,240.00	288732
K-31847	922	02/2024	2/2/2024	hcv-s8	4715-00-000 Housing Assistance Payments	916.00	288733
K-31848	922	02/2024	2/2/2024	hcv-s8	4715-00-000 Housing Assistance Payments	1,152.00	288734
				hcv-s8	4715-00-000 Housing Assistance Payments	1,147.00	288734
K-31849	922	02/2024	2/2/2024	hcv-s8	4715-00-000 Housing Assistance Payments	886.00	288735
K-31850	922	02/2024	2/2/2024	hcv-ned	4715-00-000 Housing Assistance Payments	1,270.00	288736
K-31851	922	02/2024	2/2/2024	hcv-s8	4715-00-000 Housing Assistance Payments	1,111.00	288737
K-31852	922	02/2024	2/2/2024	hcv-s8	4715-00-000 Housing Assistance Payments	1,151.00	288738
K-31853	922	02/2024	2/2/2024	hcv-s8	4715-00-000 Housing Assistance Payments	1,062.00	288739
K-31854	922	02/2024	2/2/2024	hcv-vash	4715-00-000 Housing Assistance Payments	1,319.00	288740
K-31972	942	02/2024	2/14/2024	hcv-ehv	4715-00-000 Housing Assistance Payments	1,150.00	355486
K-31973	943	02/2024	2/14/2024	hcv-vash	4715-00-000 Housing Assistance Payments	817.00	288741
				hcv-vash	4715-00-000 Housing Assistance Payments	908.00	288741
				hcv-vash	4715-00-000 Housing Assistance Payments	908.00	288741
				hcv-vash	4715-00-000 Housing Assistance Payments	908.00	288741

Check Register

For Period = Feb 2024

Control	Batch	Period	Date	Property	Account	Amount	Reference
				hcv-vash	4715-00-000 Housing Assistance Payments	908.00	288741
K-31974	943	02/2024	2/14/2024	hcv-ehv	4715-01-000 Tenant Utility Payments-Voucher	64.00	288742
K-31975	943	02/2024	2/14/2024	hcv-s8	4715-00-000 Housing Assistance Payments	91.00	288743
				hcv-s8	4715-00-000 Housing Assistance Payments	2,813.00	288743
K-31976	943	02/2024	2/14/2024	hcv-s8	4715-00-000 Housing Assistance Payments	1,172.00	288744
K-31977	943	02/2024	2/14/2024	hcv-s8	4172-00-000 Port Out Admin Fee Paid	9.67	288745
K-31978	943	02/2024	2/14/2024	hcv-s8	4715-02-000 Port Out HAP Payments	1,182.00	288746
K-31979	943	02/2024	2/14/2024	hcv-s8	4172-00-000 Port Out Admin Fee Paid	59.96	288747
K-31980	943	02/2024	2/14/2024	hcv-s8	4172-00-000 Port Out Admin Fee Paid	8.88	288748
K-31981	943	02/2024	2/14/2024	hcv-s8	4172-00-000 Port Out Admin Fee Paid	8.88	288749
K-31982	943	02/2024	2/14/2024	hcv-s8	4172-00-000 Port Out Admin Fee Paid	8.88	288750
K-31983	943	02/2024	2/14/2024	hcv-s8	4172-00-000 Port Out Admin Fee Paid	8.88	288751
K-31984	943	02/2024	2/14/2024	hcv-s8	4172-00-000 Port Out Admin Fee Paid	8.88	288752
K-31985	943	02/2024	2/14/2024	hcv-s8	4715-02-000 Port Out HAP Payments	2,596.92	288753
K-31986	943	02/2024	2/14/2024	hcv-s8	4172-00-000 Port Out Admin Fee Paid	59.96	288754
K-31987	943	02/2024	2/14/2024	hcv-s8	4715-02-000 Port Out HAP Payments	64.08	288755
K-31988	943	02/2024	2/14/2024	hcv-s8	4172-00-000 Port Out Admin Fee Paid	8.88	288756
K-31989	943	02/2024	2/14/2024	hcv-s8	4172-00-000 Port Out Admin Fee Paid	8.88	288757
K-31990	943	02/2024	2/14/2024	hcv-s8	4172-00-000 Port Out Admin Fee Paid	8.88	288758
K-31991	943	02/2024	2/14/2024	hcv-s8	4715-00-000 Housing Assistance Payments	2,335.00	288759
K-32036	947	02/2024	2/21/2024	hcv-s8	4715-01-000 Tenant Utility Payments-Voucher	212.00	355487
K-32037	947	02/2024	2/21/2024	hcv-s8	4715-01-000 Tenant Utility Payments-Voucher	88.00	355488
				hcv-s8	4715-01-000 Tenant Utility Payments-Voucher	88.00	355488
				hcv-s8	4715-01-000 Tenant Utility Payments-Voucher	213.00	355488
				hcv-s8	4715-01-000 Tenant Utility Payments-Voucher	32.00	355488
K-32038	947	02/2024	2/21/2024	hcv-ehv	4715-10-000 EHV HAP Expense	1,148.00	355489
				hcv-ehv	4715-10-000 EHV HAP Expense	1,148.00	355489
				hcv-ehv	4715-10-000 EHV HAP Expense	1,148.00	355489
K-32039	947	02/2024	2/21/2024	hcv-s8	4715-01-000 Tenant Utility Payments-Voucher	97.00	355490
				hcv-s8	4715-01-000 Tenant Utility Payments-Voucher	97.00	355490
K-32040	947	02/2024	2/21/2024	hcv-s8	4715-01-000 Tenant Utility Payments-Voucher	1.00	355491
K-32041	947	02/2024	2/21/2024	dm_pbv	4715-01-000 Tenant Utility Payments-Voucher	61.00	355492
				dm_pbv	4715-01-000 Tenant Utility Payments-Voucher	61.00	355492
				dm_pbv	4715-01-000 Tenant Utility Payments-Voucher	61.00	355492
K-32042	947	02/2024	2/21/2024	hcv-s8	4715-01-000 Tenant Utility Payments-Voucher	1.00	355493
K-32043	947	02/2024	2/21/2024	dm_pbv	4715-01-000 Tenant Utility Payments-Voucher	33.00	355494
K-32044	947	02/2024	2/21/2024	hcv-s8	4715-00-000 Housing Assistance Payments	849.00	355495
				hcv-s8	4715-00-000 Housing Assistance Payments	1,455.00	355495
				hcv-s8	4715-00-000 Housing Assistance Payments	1,455.00	355495
K-32045	947	02/2024	2/21/2024	hcv-tpv	4715-00-000 Housing Assistance Payments	1,073.00	355496
				hcv-tpv	4715-00-000 Housing Assistance Payments	1,073.00	355496
				hcv-tpv	4715-00-000 Housing Assistance Payments	1,073.00	355496
				hcv-tpv	4715-00-000 Housing Assistance Payments	501.00	355496
K-32046	947	02/2024	2/21/2024	hcv-s8	4715-00-000 Housing Assistance Payments	2,073.00	355497
K-32047	947	02/2024	2/21/2024	hcv-s8	4715-00-000 Housing Assistance Payments	829.00	355498
				hcv-s8	4715-00-000 Housing Assistance Payments	401.00	355498
K-32048	947	02/2024	2/21/2024	hcv-s8	4715-00-000 Housing Assistance Payments	1,313.00	355499
K-32049	947	02/2024	2/21/2024	hcv-s8	4715-00-000 Housing Assistance Payments	2,256.00	355500
K-32050	947	02/2024	2/21/2024	hcv-s8	4715-00-000 Housing Assistance Payments	2,183.00	355501
				hcv-s8	4715-00-000 Housing Assistance Payments	2,435.00	355501
K-32051	947	02/2024	2/21/2024	hcv-s8	4172-00-000 Port Out Admin Fee Paid	77.13	355502
				hcv-s8	4715-02-000 Port Out HAP Payments	682.00	355502

Check Register

For Period = Feb 2024

Control	Batch	Period	Date	Property	Account	Amount	Reference
K-32052	948	02/2024	2/21/2024	hcv-s8	4715-00-000 Housing Assistance Payments	1,288.00	288760
				hcv-s8	4715-00-000 Housing Assistance Payments	-400.00	288760
K-32053	948	02/2024	2/21/2024	hcv-s8	4715-00-000 Housing Assistance Payments	877.00	288761
K-32054	948	02/2024	2/21/2024	hcv-s8	4715-00-000 Housing Assistance Payments	-1,196.00	288762
				hcv-s8	4715-00-000 Housing Assistance Payments	1,600.00	288762
				hcv-s8	4715-00-000 Housing Assistance Payments	-1,196.00	288762
				hcv-s8	4715-00-000 Housing Assistance Payments	1,600.00	288762
K-32055	948	02/2024	2/21/2024	hcv-s8	4715-00-000 Housing Assistance Payments	1,074.00	288763
				hcv-s8	4715-00-000 Housing Assistance Payments	1,158.00	288763
				hcv-s8	4715-00-000 Housing Assistance Payments	-319.00	288763
K-32056	948	02/2024	2/21/2024	hcv-s8	4715-00-000 Housing Assistance Payments	-1,101.00	288764
				hcv-s8	4715-00-000 Housing Assistance Payments	1,495.00	288764
K-32057	948	02/2024	2/21/2024	hcv-vash	4715-00-000 Housing Assistance Payments	776.00	288765
K-32058	948	02/2024	2/21/2024	hcv-s8	4715-00-000 Housing Assistance Payments	55.00	288766
				hcv-s8	4715-00-000 Housing Assistance Payments	568.00	288766
				hcv-s8	4715-00-000 Housing Assistance Payments	568.00	288766
K-32059	948	02/2024	2/21/2024	hcv-s8	4715-00-000 Housing Assistance Payments	-344.00	288767
				hcv-s8	4715-00-000 Housing Assistance Payments	625.00	288767
K-32060	948	02/2024	2/21/2024	hcv-s8	4715-00-000 Housing Assistance Payments	879.00	898
				hcv-s8	4715-00-000 Housing Assistance Payments	-879.00	898
K-32061	948	02/2024	2/21/2024	hcv-s8	4715-00-000 Housing Assistance Payments	764.00	288768
K-32062	948	02/2024	2/21/2024	dm_pbv	4715-00-000 Housing Assistance Payments	1,300.00	288769
				dm_pbv	4715-00-000 Housing Assistance Payments	1,300.00	288769
				dm_pbv	4715-00-000 Housing Assistance Payments	1,300.00	288769
				dm_pbv	4715-00-000 Housing Assistance Payments	986.00	288769
K-32063	948	02/2024	2/21/2024	hcv-ehv	4715-10-000 EHV HAP Expense	1,098.00	288770
				hcv-ehv	4715-10-000 EHV HAP Expense	1,098.00	288770
K-32064	948	02/2024	2/21/2024	hcv-ned	4715-00-000 Housing Assistance Payments	1,136.00	288771
				hcv-ned	4715-00-000 Housing Assistance Payments	1,136.00	288771
				hcv-ned	4715-00-000 Housing Assistance Payments	1,067.00	288771
				hcv-s8	4715-00-000 Housing Assistance Payments	1,166.00	288771
				hcv-s8	4715-00-000 Housing Assistance Payments	1,166.00	288771
K-32065	948	02/2024	2/21/2024	hcv-s8	4715-00-000 Housing Assistance Payments	-51.00	288772
				hcv-s8	4715-00-000 Housing Assistance Payments	795.00	288772
				hcv-s8	4715-00-000 Housing Assistance Payments	-192.00	288772
K-32066	948	02/2024	2/21/2024	hcv-s8	4715-00-000 Housing Assistance Payments	-1,050.00	288773
				hcv-s8	4715-00-000 Housing Assistance Payments	1,597.00	288773
K-32067	948	02/2024	2/21/2024	hcv-s8	4172-00-000 Port Out Admin Fee Paid	-69.63	288774
				hcv-s8	4172-00-000 Port Out Admin Fee Paid	70.58	288774
K-32068	948	02/2024	2/21/2024	hcv-s8	4715-00-000 Housing Assistance Payments	-255.00	288775
				hcv-s8	4715-00-000 Housing Assistance Payments	2,511.00	288775
				hcv-s8	4715-00-000 Housing Assistance Payments	2,780.00	288775
K-32069	948	02/2024	2/21/2024	hcv-s8	4715-00-000 Housing Assistance Payments	1,476.00	288776
				hcv-s8	4715-00-000 Housing Assistance Payments	1,071.00	288776
K-32070	948	02/2024	2/21/2024	hcv-s8	4715-00-000 Housing Assistance Payments	-1,809.00	899
				hcv-s8	4715-00-000 Housing Assistance Payments	-1,809.00	899
				hcv-s8	4715-00-000 Housing Assistance Payments	1,134.00	899
				hcv-s8	4715-00-000 Housing Assistance Payments	1,418.00	899
				hcv-s8	4715-00-000 Housing Assistance Payments	1,418.00	899
				hcv-s8	4715-00-000 Housing Assistance Payments	1,418.00	899
				hcv-s8	4715-00-000 Housing Assistance Payments	-1,770.00	899
K-32071	948	02/2024	2/21/2024	hcv-8yho	4715-00-000 Housing Assistance Payments	-585.00	288777

Check Register

For Period = Feb 2024

Control	Batch	Period	Date	Property	Account	Amount	Reference
				hcv-s8	4715-00-000 Housing Assistance Payments	844.00	288787
				hcv-s8	4715-00-000 Housing Assistance Payments	844.00	288787
				hcv-s8	4715-00-000 Housing Assistance Payments	844.00	288787
K-32082	948	02/2024	2/21/2024	hcv-s8	4715-00-000 Housing Assistance Payments	1,950.00	288788
K-32083	948	02/2024	2/21/2024	hcv-s8	4715-00-000 Housing Assistance Payments	228.00	288789
				hcv-s8	4715-00-000 Housing Assistance Payments	244.00	288789
K-32084	948	02/2024	2/21/2024	hcv-s8	4715-00-000 Housing Assistance Payments	-891.00	288790
				hcv-s8	4715-00-000 Housing Assistance Payments	1,207.00	288790
				hcv-s8	4715-00-000 Housing Assistance Payments	-891.00	288790
				hcv-s8	4715-00-000 Housing Assistance Payments	1,207.00	288790
				hcv-s8	4715-00-000 Housing Assistance Payments	-891.00	288790
				hcv-s8	4715-00-000 Housing Assistance Payments	1,207.00	288790
				hcv-s8	4715-00-000 Housing Assistance Payments	-891.00	288790
				hcv-s8	4715-00-000 Housing Assistance Payments	1,207.00	288790
K-32085	948	02/2024	2/21/2024	hcv-s8	4715-00-000 Housing Assistance Payments	1,466.00	288791
				hcv-s8	4715-00-000 Housing Assistance Payments	538.00	288791
				hcv-s8	4715-00-000 Housing Assistance Payments	1,466.00	288791
				hcv-s8	4715-00-000 Housing Assistance Payments	1,466.00	288791
K-32086	948	02/2024	2/21/2024	hcv-s8	4715-00-000 Housing Assistance Payments	1,399.00	288792
				hcv-s8	4715-00-000 Housing Assistance Payments	542.00	288792
K-32087	948	02/2024	2/21/2024	hcv-s8	4715-00-000 Housing Assistance Payments	1,037.00	288793
K-32088	948	02/2024	2/21/2024	hcv-s8	4715-00-000 Housing Assistance Payments	911.00	288794
				hcv-s8	4715-00-000 Housing Assistance Payments	911.00	288794
K-32089	948	02/2024	2/21/2024	hcv-vash	4715-00-000 Housing Assistance Payments	817.00	288795
				hcv-vash	4715-00-000 Housing Assistance Payments	908.00	288795
				hcv-vash	4715-00-000 Housing Assistance Payments	908.00	288795
				hcv-vash	4715-00-000 Housing Assistance Payments	908.00	288795
K-32090	948	02/2024	2/21/2024	hcv-vash	4715-00-000 Housing Assistance Payments	893.00	900
				hcv-vash	4715-00-000 Housing Assistance Payments	-893.00	900
K-32091	948	02/2024	2/21/2024	hcv-s8	4715-00-000 Housing Assistance Payments	-1,169.00	901
				hcv-s8	4715-00-000 Housing Assistance Payments	1,242.00	901
				hcv-s8	4715-00-000 Housing Assistance Payments	-73.00	901
K-32092	948	02/2024	2/21/2024	hcv-s8	4715-00-000 Housing Assistance Payments	-805.00	288796
				hcv-s8	4715-00-000 Housing Assistance Payments	814.00	288796
				hcv-s8	4715-00-000 Housing Assistance Payments	-805.00	288796
				hcv-s8	4715-00-000 Housing Assistance Payments	814.00	288796
K-32093	948	02/2024	2/21/2024	hcv-s8	4715-00-000 Housing Assistance Payments	-1,626.00	288797
				hcv-s8	4715-00-000 Housing Assistance Payments	2,800.00	288797
K-32094	948	02/2024	2/21/2024	hcv-s8	4715-00-000 Housing Assistance Payments	-1,119.00	902
				hcv-s8	4715-00-000 Housing Assistance Payments	1,119.00	902
K-32095	948	02/2024	2/21/2024	hcv-s8	4715-00-000 Housing Assistance Payments	1,400.00	288798
K-32096	948	02/2024	2/21/2024	hcv-vash	4715-00-000 Housing Assistance Payments	405.00	903
				hcv-vash	4715-00-000 Housing Assistance Payments	-405.00	903
K-32097	948	02/2024	2/21/2024	hcv-s8	4715-00-000 Housing Assistance Payments	-522.00	288799
				hcv-s8	4715-00-000 Housing Assistance Payments	1,200.00	288799
K-32098	948	02/2024	2/21/2024	hcv-s8	4715-00-000 Housing Assistance Payments	1,688.00	288800
				hcv-s8	4715-00-000 Housing Assistance Payments	1,688.00	288800
K-32099	948	02/2024	2/21/2024	hcv-s8	4715-00-000 Housing Assistance Payments	1,419.00	288801
				hcv-s8	4715-00-000 Housing Assistance Payments	1,419.00	288801
				hcv-s8	4715-00-000 Housing Assistance Payments	595.00	288801
K-32100	948	02/2024	2/21/2024	hcv-s8	4715-00-000 Housing Assistance Payments	265.00	288802

Check Register

For Period = Feb 2024

Control	Batch	Period	Date	Property	Account	Amount	Reference
K-32101	948	02/2024	2/21/2024	hcv-s8	4715-00-000 Housing Assistance Payments	726.00	288803
				hcv-s8	4715-00-000 Housing Assistance Payments	726.00	288803
				hcv-s8	4715-00-000 Housing Assistance Payments	726.00	288803
K-32102	948	02/2024	2/21/2024	hcv-s8	4715-00-000 Housing Assistance Payments	-430.00	288804
				hcv-s8	4715-00-000 Housing Assistance Payments	527.00	288804
				hcv-s8	4715-00-000 Housing Assistance Payments	527.00	288804
				hcv-s8	4715-00-000 Housing Assistance Payments	-430.00	288804
				hcv-s8	4715-00-000 Housing Assistance Payments	527.00	288804
				hcv-s8	4715-00-000 Housing Assistance Payments	-430.00	288804
				hcv-s8	4715-00-000 Housing Assistance Payments	527.00	288804
				hcv-s8	4715-00-000 Housing Assistance Payments	-430.00	288804
				hcv-s8	4715-00-000 Housing Assistance Payments	448.00	288804
				hcv-s8	4715-00-000 Housing Assistance Payments	-430.00	288804
				hcv-s8	4715-00-000 Housing Assistance Payments	448.00	288804
				hcv-s8	4715-00-000 Housing Assistance Payments	-430.00	288804
				hcv-s8	4715-00-000 Housing Assistance Payments	527.00	288804
				hcv-s8	4715-00-000 Housing Assistance Payments	-430.00	288804
				hcv-s8	4715-00-000 Housing Assistance Payments	448.00	288804
K-32103	948	02/2024	2/21/2024	hcv-s8	4715-00-000 Housing Assistance Payments	1,054.00	288805
K-32104	948	02/2024	2/21/2024	hcv-s8	4715-00-000 Housing Assistance Payments	1,497.00	288806
K-32105	948	02/2024	2/21/2024	hcv-s8	4715-00-000 Housing Assistance Payments	-1,006.00	904
				hcv-s8	4715-00-000 Housing Assistance Payments	984.00	904
				hcv-s8	4715-00-000 Housing Assistance Payments	-1,006.00	904
				hcv-s8	4715-00-000 Housing Assistance Payments	984.00	904
				hcv-s8	4715-00-000 Housing Assistance Payments	-1,006.00	904
				hcv-s8	4715-00-000 Housing Assistance Payments	984.00	904
				hcv-s8	4715-00-000 Housing Assistance Payments	984.00	904
				hcv-s8	4715-00-000 Housing Assistance Payments	-1,006.00	904
				hcv-s8	4715-00-000 Housing Assistance Payments	984.00	904
K-32106	948	02/2024	2/21/2024	hcv-s8	4715-01-000 Tenant Utility Payments-Voucher	-94.00	288807
				hcv-s8	4715-01-000 Tenant Utility Payments-Voucher	95.00	288807
				hcv-s8	4715-01-000 Tenant Utility Payments-Voucher	-94.00	288807
				hcv-s8	4715-01-000 Tenant Utility Payments-Voucher	95.00	288807
K-32107	948	02/2024	2/21/2024	hcv-s8	4715-01-000 Tenant Utility Payments-Voucher	64.00	288808
K-32108	948	02/2024	2/21/2024	hcv-s8	4715-01-000 Tenant Utility Payments-Voucher	32.00	288809
K-32109	948	02/2024	2/21/2024	hcv-ned	4715-01-000 Tenant Utility Payments-Voucher	152.00	288810
K-32110	948	02/2024	2/21/2024	hcv-s8	4715-01-000 Tenant Utility Payments-Voucher	78.00	288811
K-32111	948	02/2024	2/21/2024	hcv-s8	4715-01-000 Tenant Utility Payments-Voucher	22.00	288812
K-32112	948	02/2024	2/21/2024	hcv-s8	4715-01-000 Tenant Utility Payments-Voucher	230.00	288813
				hcv-s8	4715-01-000 Tenant Utility Payments-Voucher	184.00	288813
				hcv-s8	4715-01-000 Tenant Utility Payments-Voucher	230.00	288813
				hcv-s8	4715-01-000 Tenant Utility Payments-Voucher	230.00	288813
K-32113	948	02/2024	2/21/2024	lv_pbv	4715-01-000 Tenant Utility Payments-Voucher	-79.00	288814
				lv_pbv	4715-01-000 Tenant Utility Payments-Voucher	98.00	288814
				lv_pbv	4715-01-000 Tenant Utility Payments-Voucher	-79.00	288814
				lv_pbv	4715-01-000 Tenant Utility Payments-Voucher	98.00	288814
K-32114	948	02/2024	2/21/2024	hcv-s8	4715-00-000 Housing Assistance Payments	960.00	288815
				hcv-s8	4715-00-000 Housing Assistance Payments	929.00	288815
K-32115	948	02/2024	2/21/2024	hcv-ned	4715-00-000 Housing Assistance Payments	1,180.00	288816
K-32116	948	02/2024	2/21/2024	hcv-s8	4715-00-000 Housing Assistance Payments	1,212.00	288817
				hcv-s8	4715-00-000 Housing Assistance Payments	1,891.00	288817
				hcv-s8	4715-00-000 Housing Assistance Payments	2,549.00	288817

Check Register

For Period = Feb 2024

Control	Batch	Period	Date	Property	Account	Amount	Reference
				hcv-s8	4715-00-000 Housing Assistance Payments	-1,951.00	288817
				hcv-s8	4715-00-000 Housing Assistance Payments	2,174.00	288817
K-32117	948	02/2024	2/21/2024	hcv-s8	4715-00-000 Housing Assistance Payments	-603.00	905
				hcv-s8	4715-00-000 Housing Assistance Payments	603.00	905
K-32118	948	02/2024	2/21/2024	hcv-s8	4715-00-000 Housing Assistance Payments	-1,202.00	288818
				hcv-s8	4715-00-000 Housing Assistance Payments	1,315.00	288818
				hcv-s8	4715-00-000 Housing Assistance Payments	-1,202.00	288818
				hcv-s8	4715-00-000 Housing Assistance Payments	1,315.00	288818
K-32119	948	02/2024	2/21/2024	hcv-ned	4715-00-000 Housing Assistance Payments	-1,974.00	288819
				hcv-ned	4715-00-000 Housing Assistance Payments	2,426.00	288819
K-32120	948	02/2024	2/21/2024	hcv-s8	4715-00-000 Housing Assistance Payments	894.00	288820
K-32121	948	02/2024	2/21/2024	hcv-s8	4715-00-000 Housing Assistance Payments	1,151.00	288821
				hcv-s8	4715-00-000 Housing Assistance Payments	1,151.00	288821
				hcv-s8	4715-00-000 Housing Assistance Payments	1,151.00	288821
				hcv-s8	4715-00-000 Housing Assistance Payments	1,151.00	288821
				hcv-s8	4715-00-000 Housing Assistance Payments	2,550.00	288821
K-32122	948	02/2024	2/21/2024	hcv-s8	4715-00-000 Housing Assistance Payments	2,685.00	288822
K-32123	948	02/2024	2/21/2024	hcv-tpv	4715-00-000 Housing Assistance Payments	2,692.00	288823
				hcv-tpv	4715-00-000 Housing Assistance Payments	434.00	288823
K-32124	948	02/2024	2/21/2024	hcv-s8	4715-00-000 Housing Assistance Payments	52.00	288824
K-32125	948	02/2024	2/21/2024	hcv-s8	4715-00-000 Housing Assistance Payments	463.00	288825
				hcv-s8	4715-00-000 Housing Assistance Payments	956.00	288825
K-32126	948	02/2024	2/21/2024	hcv-s8	4715-00-000 Housing Assistance Payments	1,024.00	288826
K-32127	948	02/2024	2/21/2024	hcv-s8	4715-00-000 Housing Assistance Payments	532.00	288827
K-32189	952	02/2024	2/23/2024	hcv-s8	4715-02-000 Port Out HAP Payments	13,443.14	906
				hcv-s8	4715-02-000 Port Out HAP Payments	-1,086.00	906
				hcv-s8	4715-02-000 Port Out HAP Payments	-1,086.00	906
				hcv-s8	4715-02-000 Port Out HAP Payments	-1,086.00	906
				hcv-s8	4715-02-000 Port Out HAP Payments	-1,086.00	906
				hcv-s8	4715-02-000 Port Out HAP Payments	-1,086.00	906
				hcv-s8	4715-02-000 Port Out HAP Payments	-1,086.00	906
				hcv-s8	4715-02-000 Port Out HAP Payments	-1,086.00	906
				hcv-s8	4715-02-000 Port Out HAP Payments	-1,086.00	906
				hcv-s8	4715-02-000 Port Out HAP Payments	-1,086.00	906
				hcv-s8	4715-02-000 Port Out HAP Payments	-1,086.00	906
				hcv-s8	4715-02-000 Port Out HAP Payments	-1,086.00	906
				hcv-s8	4715-02-000 Port Out HAP Payments	-1,086.00	906
				hcv-s8	4715-02-000 Port Out HAP Payments	-1,086.00	906
				hcv-s8	4715-02-000 Port Out HAP Payments	-1,086.00	906
				hcv-s8	4715-02-000 Port Out HAP Payments	-1,086.00	906
				hcv-s8	4715-02-000 Port Out HAP Payments	-1,086.00	906
				hcv-s8	4715-02-000 Port Out HAP Payments	-1,086.00	906
				hcv-s8	4715-02-000 Port Out HAP Payments	-1,086.00	906
				hcv-s8	4715-02-000 Port Out HAP Payments	-411.14	906
K-32190	953	02/2024	2/23/2024	hcv-s8	4172-00-000 Port Out Admin Fee Paid	-59.96	907
				hcv-s8	4172-00-000 Port Out Admin Fee Paid	-69.63	907
				hcv-s8	4172-00-000 Port Out Admin Fee Paid	-69.63	907
				hcv-s8	4172-00-000 Port Out Admin Fee Paid	-69.63	907
				hcv-s8	4172-00-000 Port Out Admin Fee Paid	-59.96	907
				hcv-s8	4172-00-000 Port Out Admin Fee Paid	-59.96	907
				hcv-s8	4172-00-000 Port Out Admin Fee Paid	-59.96	907
				hcv-s8	4172-00-000 Port Out Admin Fee Paid	-59.96	907
				hcv-s8	4172-00-000 Port Out Admin Fee Paid	-59.96	907
				hcv-s8	4172-00-000 Port Out Admin Fee Paid	-59.96	907
				hcv-s8	4172-00-000 Port Out Admin Fee Paid	-59.96	907
				hcv-s8	4172-00-000 Port Out Admin Fee Paid	-59.96	907
				hcv-s8	4172-00-000 Port Out Admin Fee Paid	-59.96	907
				hcv-s8	4172-00-000 Port Out Admin Fee Paid	-69.63	907
				hcv-s8	4172-00-000 Port Out Admin Fee Paid	-69.63	907
				hcv-s8	4172-00-000 Port Out Admin Fee Paid	-69.63	907
				hcv-s8	4172-00-000 Port Out Admin Fee Paid	-69.63	907
				hcv-s8	4172-00-000 Port Out Admin Fee Paid	-69.63	907
				hcv-s8	4172-00-000 Port Out Admin Fee Paid	-69.63	907
				hcv-s8	4172-00-000 Port Out Admin Fee Paid	-69.63	907
				hcv-s8	4172-00-000 Port Out Admin Fee Paid	-59.96	907
				hcv-s8	4172-00-000 Port Out Admin Fee Paid	-59.96	907
				hcv-s8	4172-00-000 Port Out Admin Fee Paid	847.17	907

Check Register

For Period = Feb 2024

Control	Batch	Period	Date	Property	Account	Amount	Reference
K-32191	954	02/2024	2/23/2024	hcv-s8	4715-02-000 Port Out HAP Payments	2,240.00	908
				hcv-s8	4715-02-000 Port Out HAP Payments	-560.00	908
				hcv-s8	4715-02-000 Port Out HAP Payments	-560.00	908
				hcv-s8	4715-02-000 Port Out HAP Payments	-560.00	908
				hcv-s8	4715-02-000 Port Out HAP Payments	-560.00	908
K-32192	955	02/2024	2/23/2024	hcv-s8	4172-00-000 Port Out Admin Fee Paid	-69.63	909
				hcv-s8	4172-00-000 Port Out Admin Fee Paid	-69.63	909
				hcv-s8	4172-00-000 Port Out Admin Fee Paid	-69.63	909
				hcv-s8	4172-00-000 Port Out Admin Fee Paid	-69.63	909
				hcv-s8	4172-00-000 Port Out Admin Fee Paid	278.52	909
K-32193	956	02/2024	2/23/2024	hcv-pbv	4715-00-000 Housing Assistance Payments	-879.00	910
				hcv-pbv	4715-00-000 Housing Assistance Payments	879.00	910
K-32194		02/2024	2/21/2024	hcv-s8	4715-00-000 Housing Assistance Payments	-1,500.00	355421
K-32195	957	02/2024	2/27/2024	hcv-s8	4715-00-000 Housing Assistance Payments	-1,420.00	911
				hcv-s8	4715-00-000 Housing Assistance Payments	-276.00	911
				hcv-s8	4715-00-000 Housing Assistance Payments	-1,420.00	911
				hcv-s8	4715-00-000 Housing Assistance Payments	-1,420.00	911
				hcv-s8	4715-00-000 Housing Assistance Payments	-1,420.00	911
				hcv-s8	4715-00-000 Housing Assistance Payments	5,956.00	911
				hcv-s8	4715-00-000 Housing Assistance Payments	-1,485.00	924
K-33465	968	02/2024	3/6/2024	hcv-s8	4715-00-000 Housing Assistance Payments	1,485.00	924
						3,291,148.70	

Check Register

For Period = Feb 2024

Control	Batch	Period	Date	Property	Account	Amount	Reference
K-30649	918	02/2024	1/30/2024	liph	3112-03-000 Utility Reimbursement Payments	-229.00	7
K-30649	918	02/2024	1/30/2024	liph	3112-04-000 Utility Reimbursement Recovery -PHA	229.00	7
K-30650	919	02/2024	2/1/2024	liph	3112-03-000 Utility Reimbursement Payments	265.00	6523
K-30651	919	02/2024	2/1/2024	liph	3112-03-000 Utility Reimbursement Payments	258.00	6524
K-30651	919	02/2024	2/1/2024	liph	3112-03-000 Utility Reimbursement Payments	258.00	6524
K-30651	919	02/2024	2/1/2024	liph	3112-03-000 Utility Reimbursement Payments	258.00	6524
K-30652	920	02/2024	2/1/2024	liph	3112-03-000 Utility Reimbursement Payments	25.00	1007
K-30653	920	02/2024	2/1/2024	liph	3112-03-000 Utility Reimbursement Payments	126.00	1008
K-30654	920	02/2024	2/1/2024	liph	3112-03-000 Utility Reimbursement Payments	165.00	1009
K-30655	920	02/2024	2/1/2024	liph	3112-03-000 Utility Reimbursement Payments	241.00	1010
K-30656	920	02/2024	2/1/2024	liph	3112-03-000 Utility Reimbursement Payments	246.00	1011
K-30657	920	02/2024	2/1/2024	liph	3112-03-000 Utility Reimbursement Payments	252.00	1012
K-30658	920	02/2024	2/1/2024	liph	3112-03-000 Utility Reimbursement Payments	42.00	1013
K-30659	920	02/2024	2/1/2024	liph	3112-03-000 Utility Reimbursement Payments	75.00	1014
K-30660	920	02/2024	2/1/2024	liph	3112-03-000 Utility Reimbursement Payments	180.00	1015
K-30661	920	02/2024	2/1/2024	liph	3112-03-000 Utility Reimbursement Payments	75.00	1016
K-30662	920	02/2024	2/1/2024	liph	3112-03-000 Utility Reimbursement Payments	90.00	1017
K-30663	920	02/2024	2/1/2024	liph	3112-03-000 Utility Reimbursement Payments	265.00	1018
K-30664	920	02/2024	2/1/2024	liph	3112-03-000 Utility Reimbursement Payments	87.00	1019
K-30665	920	02/2024	2/1/2024	liph	3112-03-000 Utility Reimbursement Payments	70.00	1020
K-30666	920	02/2024	2/1/2024	liph	3112-03-000 Utility Reimbursement Payments	108.00	1021
K-30667	920	02/2024	2/1/2024	liph	3112-03-000 Utility Reimbursement Payments	127.00	1022
K-30668	920	02/2024	2/1/2024	liph	3112-03-000 Utility Reimbursement Payments	193.00	1023
K-30669	920	02/2024	2/1/2024	liph	3112-03-000 Utility Reimbursement Payments	265.00	1024
K-30670	920	02/2024	2/1/2024	liph	3112-03-000 Utility Reimbursement Payments	1.00	1025
K-30671	920	02/2024	2/1/2024	liph	3112-03-000 Utility Reimbursement Payments	227.00	1026
						3,899.00	



PIERCE COUNTY HOUSING AUTHORITY

603 South Polk Street, Tacoma, WA 98444 | 253-620-5400

NEW BUSINESS



PIERCE COUNTY HOUSING AUTHORITY

603 South Polk Street, Tacoma, WA 98444 | 253-620-5400

RESOLUTION 1941

AUTHORIZING INVESTMENT OF SECTION 18 SALES MONIES IN THE LOCAL GOVERNMENT INVESTMENT POOL

WHEREAS, pursuant to Chapter 294, Laws of 1986, the Legislature created a trust fund to be known as the public funds investment account (commonly referred to as the Local Government Investment Pool (LGIP)) for the contribution and withdrawal of money by an authorized governmental entity for purposes of investment by the Office of the State Treasurer; and

WHEREAS, from time to time it may be advantageous to the authorized governmental entity, Pierce County Housing Authority, the “governmental entity”, to contribute funds available for investment in the LGIP; and

WHEREAS, the investment strategy for the LGIP is set forth in its policies and procedures; and

WHEREAS, any contributions or withdrawals to or from the LGIP made on behalf of the governmental entity shall be first duly authorized Pierce County Housing Authority, the “governing body” or any designee of the governing body pursuant to this resolution, or a subsequent resolution; and

WHEREAS the governmental entity will cause to be filed a certified copy of said resolution with the Office of the State Treasurer; and

WHEREAS the governing body and any designee appointed by the governing body with authority to contribute or withdraw funds of the governmental entity has received and read a copy of the prospectus and understands the risks and limitations of investing in the LGIP; and

WHEREAS, the governing body attests by the signature of its members that it is duly authorized and empowered to enter into this agreement, to direct the contribution or withdrawal of governmental entity monies, and to delegate certain authority to make adjustments to the incorporated transactional forms, to the individuals designated herein.

NOW THEREFORE, BE IT RESOLVED that the governing body does hereby authorize the contribution and withdrawal of governmental entity monies in the LGIP in the manner prescribed by law, rule, and prospectus.

BE IT FURTHER RESOLVED that the governing body has approved the Local Government Investment Pool Transaction Authorization Form (Form) as completed by Director of Finance Tammy Moter and incorporates said form into this resolution by reference and does hereby attest to its accuracy.

BE IT FURTHER RESOLVED that the governmental entity designates James Stretz, Executive Director, the “authorized individual” to authorize all amendments, changes, or alterations to the Form or any other

documentation including the designation of other individuals to make contributions and withdrawals on behalf of the governmental entity.

BE IT FURTHER RESOLVED that this delegation ends upon the written notice, by any method set forth in the prospectus, of the governing body that the authorized individual has been terminated or that his or her delegation has been revoked. The Office of the State Treasurer will rely solely on the governing body to provide notice of such revocation and is entitled to rely on the authorized individual's instructions until such time as said notice has been provided.

BE IT FURTHER RESOLVED that the Form as incorporated into this resolution or hereafter amended by delegated authority, or any other documentation signed or otherwise approved by the authorized individual shall remain in effect after revocation of the authorized individual's delegated authority, except to the extent that the authorized individual whose delegation has been terminated shall not be permitted to make further withdrawals or contributions to the LGIP on behalf of the governmental entity. No amendments, changes, or alterations shall be made to the Form or any other documentation until the entity passes a new resolution naming a new authorized individual; and

BE IT FURTHER RESOLVED that the governing body acknowledges that it has received, read, and understood the prospectus as provided by the Office of the State Treasurer. In addition, the governing body agrees that a copy of the prospectus will be provided to any person delegated or otherwise authorized to make contributions or withdrawals into or out of the LGIP and that said individuals will be required to read the prospectus prior to making any withdrawals or contributions or any further withdrawals or contributions if authorizations are already in place.

So signed and approved:

_____	_____	_____	_____
Mark Martinez	Date	James Stretz	Date
Chair of the Board		Executive Director	

PROSPECTUS

LOCAL GOVERNMENT INVESTMENT POOL

OFFICE OF THE WASHINGTON STATE TREASURER

JANUARY 2019



MIKE PELLICCIOTTI
WASHINGTON STATE TREASURER

Contents

I.	The LGIP	3-4
II.	Local Government Investment Pool – Money Market Fund	4-9
III.	Management	10
IV.	Miscellaneous	10

I. The LGIP

The Local Government Investment Pool (the “LGIP”) is an investment pool of public funds placed in the custody of the Office of the Washington State Treasurer (the “State Treasurer”) for investment and reinvestment as defined by RCW 43.250.020. The purpose of the LGIP is to allow eligible governmental entities to participate with the state in the investment of surplus public funds, in a manner that optimizes liquidity and return on such funds. In establishing the LGIP, the legislature recognized that not all eligible governmental entities are able to maximize the return on their temporary surplus funds, and therefore it provided a mechanism whereby they may, at their option, utilize the resources of the State Treasurer to maximize the potential of their surplus funds while ensuring the liquidity of those funds.

The State Treasurer has established a sub-pool within the LGIP whose shares are offered by means of this Prospectus: The LGIP-Money Market Fund (the “LGIP-MMF” or the “Fund”). The State Treasurer has the authority to establish additional sub-pools in the future.

The Fund offered in this Prospectus seeks to provide current income by investing in high-quality, short term money market instruments. These standards are specific to the Fund, as illustrated in the following table. The LGIP-MMF offers daily contributions and withdrawals.

FUND SNAPSHOT

The table below provides a summary comparison of the Fund’s investment types and sensitivity to interest rate risk. This current snapshot can be expected to vary over time.

Fund	Investment Types	Maximum Dollar-Weighted Average Maturity for LGIP-MMF
LGIP-Money Market Fund	Cash	60 days
Current Investments (as of January 1, 2019)	Bank Deposits US Treasury bills US Government Agency Supranational Securities Floating / Variable Rate Notes Repurchase agreements	

Fees and Expenses

Administrative Fee. The State Treasurer charges pool participants a fee representing administration and recovery costs associated with the operation of the Fund. The administrative fee accrues daily from pool participants’ earnings prior to the earnings being posted to their account. The administrative fee will be paid monthly. In the event that there are no earnings, the administrative fee will be deducted from principal.

The chart below illustrates the operating expenses of the LGIP-MMF for past years, expressed in basis points as a percentage of fund assets.

**Local Government Investment Pool-MMF
Operating Expenses by Fiscal Year (in Basis Points)**

	2011	2012	2013	2014	2015	2016	2017	2018
<i>Total Operating Expenses</i>	<i>0.81</i>	<i>0.68</i>	<i>0.87</i>	<i>0.88</i>	<i>0.95</i>	<i>0.89</i>	<i>0.71</i>	<i>0.76</i>

(1 basis point = 0.01%)

Because most of the expenses of the LGIP-MMF are fixed costs, the fee (expressed as a percentage of fund assets) will be affected by: (i) the amount of operating expenses; and (ii) the assets of the LGIP-MMF. The table below shows how the fee (expressed as a percentage of fund assets) would change as the fund assets change, assuming an annual fund operating expenses amount of \$1,100,000.

Fund Assets	\$12.0 bn	\$14.0 bn	\$16.0 bn
Total Operating Expenses (in Basis Points)	0.92	0.79	0.69

Portfolio Turnover: The Fund does not pay a commission or fee when it buys or sells securities (or “turns over” its portfolio). However, debt securities often trade with a bid/ask spread. Consequently, a higher portfolio turnover rate may generate higher transaction costs that could affect the Fund’s performance.

II. Local Government Investment Pool – Money Market Fund

Investment Objective

The LGIP-MMF will seek to effectively maximize yield while maintaining liquidity and a stable net asset value per share, e.g., all contributions will be transacted at \$1.00 net asset value per share.

Principal Investment Strategies

The LGIP-MMF will seek to invest primarily in high-quality, short term money market instruments. Typically, at least 55% of the Fund’s assets will be invested in US government securities and repurchase agreements collateralized by those securities. The LGIP-MMF means a sub-pool of the LGIP whose investments will primarily be money market instruments. The LGIP-MMF will only invest in eligible investments permitted by state law. The LGIP portfolio will be managed to meet the portfolio maturity, quality, diversification and liquidity requirements set forth in GASB 79 for external investment pools who wish to measure, for financial reporting purposes, all of their investments at amortized cost. Investments of the LGIP-MMF will conform to the LGIP Investment Policy, the most recent version of which will be posted on the LGIP website and will be available upon request.

Principal Risks of Investing in the LGIP-Money Market Fund

Counterparty Credit Risk. A party to a transaction involving the Fund may fail to meet its obligations. This could cause the Fund to lose the benefit of the transaction or prevent the Fund from selling or buying other securities to implement its investment strategies.

Interest Rate Risk. The LGIP-MMF’s income may decline when interest rates fall. Because the Fund’s income is based on short-term interest rates, which can fluctuate significantly over short periods, income risk is expected to be high. In addition, interest rate increases can cause the price of a debt security to decrease and even lead to a loss of principal.

Liquidity Risk. Liquidity risk is the risk that the Fund will experience significant net withdrawals of Fund shares at a time when it cannot find willing buyers for its portfolio securities or can only sell its portfolio securities at a material loss.

Management Risk. Poor security selection or an ineffective investment strategy could cause the LGIP-MMF to underperform relevant benchmarks or other funds with a similar investment objective.

Issuer Risk. The LGIP-MMF is subject to the risk that debt issuers and other counterparties may not honor their obligations. Changes in an issuer's credit rating (e.g., a rating downgrade) or the market's perception of an issuer's creditworthiness could also affect the value of the Fund's investment in that issuer. The degree of credit risk depends on both the financial condition of the issuer and the terms of the obligation. Also, a decline in the credit quality of an issuer can cause the price of a money market security to decrease.

Securities Lending Risk and Reverse Repurchase Agreement Risk. The LGIP-MMF may engage in securities lending or in reverse repurchase agreements. Securities lending and reverse repurchase agreements involve the risk that the Fund may lose money because the borrower of the Fund's securities fails to return the securities in a timely manner or at all or the Fund's lending agent defaults on its obligations to indemnify the Fund, or such obligations prove unenforceable. The Fund could also lose money in the event of a decline in the value of the collateral provided for loaned securities or a decline in the value of any investments made with cash collateral.

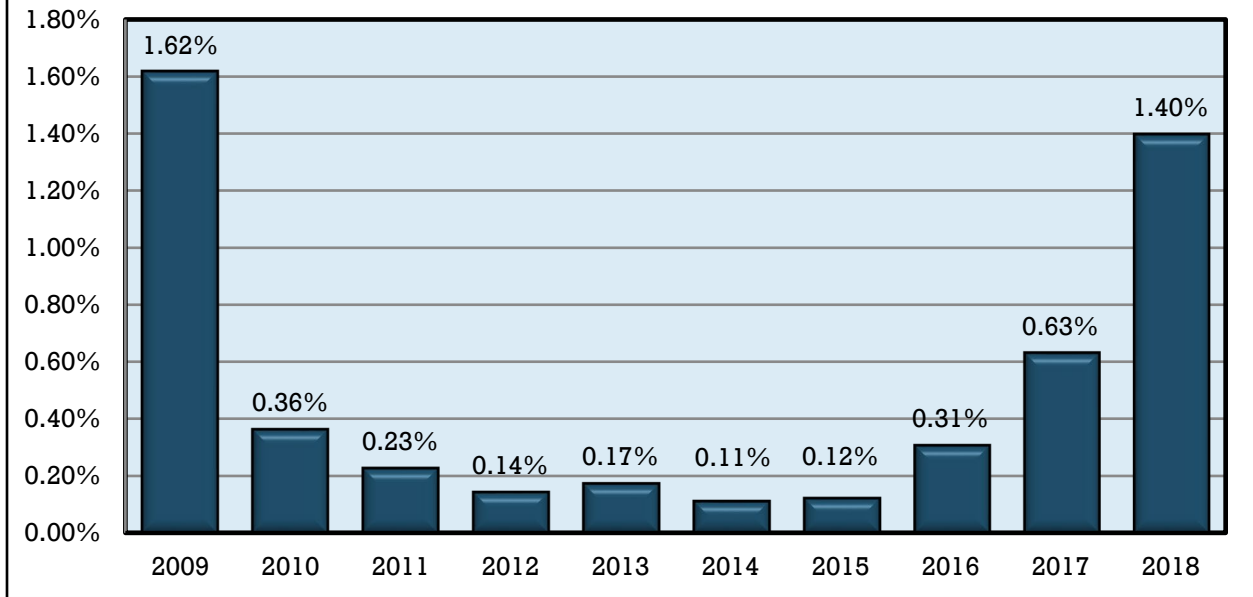
Risks Associated with use of Amortized Cost. The use of amortized cost valuation means that the LGIP-MMF's share price may vary from its market value NAV per share. In the unlikely event that the State Treasurer were to determine that the extent of the deviation between the Fund's amortized cost per share and its market-based NAV per share may result in material dilution or other unfair results to shareholders, the State Treasurer may cause the Fund to take such action as it deems appropriate to eliminate or reduce to the extent practicable such dilution or unfair results.

An investment in the LGIP-MMF is not a bank deposit and is not insured or guaranteed by the Federal Deposit Insurance Corporation or any other government agency. Although the Fund seeks to preserve the value of investments at \$1 per share, pool participants could lose money by investing in the LGIP-MMF. There is no assurance that the LGIP-MMF will achieve its investment objective.

Performance

The following information is intended to address the risks of investing in the LGIP-MMF. The information illustrates changes in the performance of the LGIP-MMF's shares from year to year. Returns are based on past results and are not an indication of future performance. Updated performance information may be obtained on our website at www.tre.wa.gov or by calling the LGIP toll-free at 800-331-3284.

**Fiscal Year-by-Year Returns: Net Yield
Local Government Investment Pool**



<u>Local Government Investment Pool-Money Market Fund</u>			
<u>Average Accrued Net Yield</u>			
<u>1 Year</u>	<u>3 years</u>	<u>5 years</u>	<u>10 years</u>
1.40%	0.78%	0.51%	.51%

Transactions: LGIP-MMF

General Information

The minimum transaction size (contributions or withdrawals) for the LGIP-MMF will be five thousand dollars. The State Treasurer may, in its sole discretion, allow for transactions of less than five thousand dollars.

Valuing Shares

The LGIP-MMF will be operated using a net asset value (NAV) calculation based on the amortized cost of all securities held such that the securities will be valued at their acquisition cost, plus accrued income, amortized daily.

The Fund’s NAV will be the value of a single share. NAV will normally be calculated as of the close of business of the NYSE, usually 4:00 p.m. Eastern time. If the NYSE is closed on a particular day, the Fund will be priced on the next day the NYSE is open.

NAV will not be calculated and the Fund will not process contributions and withdrawals submitted on days when the Fund is not open for business. The time at which shares are priced and until which contributions and withdrawals are accepted is specified below and may be changed as permitted by the State Treasurer.

To the extent that the LGIP-MMF's assets are traded in other markets on days when the Fund is not open for business, the value of the Fund's assets may be affected on those days. In addition, trading in some of the Fund's assets may not occur on days when the Fund is open for business.

Transaction Limitations

The State Treasurer reserves the right at its sole discretion to set a minimum and/or maximum transaction amount from the LGIP-MMF and to limit the number of transactions, whether contribution, withdrawal, or transfer permitted in a day or any other given period of time.

The State Treasurer also reserves the right at its sole discretion to reject any proposed contribution, and in particular to reject any proposed contribution made by a pool participant engaged in behavior deemed by the State Treasurer to be abusive of the LGIP-MMF.

A pool participant may transfer funds from one LGIP-MMF account to another subject to the same time and contribution limits as set forth in WAC 210.10.060.

Contributions deposited by ACH will be unavailable for withdrawal for a period of five business days following receipt of funds

Contributions

Pool participants may make contributions to the LGIP-MMF on any business day. All contributions will be effected by electronic funds to the account of the LGIP-MMF designated by the State Treasurer. It is the responsibility of each pool participant to pay any bank charges associated with such electronic transfers. Failure to submit funds by a pool participant after notification to the State Treasurer of an intended transfer will result in penalties. Penalties for failure to timely submit will be assessed to the account of the pool participant responsible.

Notice of Wire contribution. To ensure same day credit, a pool participant must inform the State Treasurer of any contribution over one million dollars no later than 9 a.m. on the same day the contribution is made. Contributions for one million dollars or less can be requested at any time prior to 10 a.m. on the day of contribution. For all other contributions over one million dollars that are requested prior to 10 a.m., a pool participant may receive same day credit at the sole discretion of the State Treasurer. Contributions that receive same day credit will count, for earnings rate purposes, as of the day in which the contribution was made. Contributions for which no notice is received prior to 10:00 a.m. will be credited as of the following business day.

Notice of ACH contribution. A pool participant must inform the State Treasurer of any contribution submitted through ACH no later than 2:00 p.m. on the business day before the contribution is made. Contributions that receive same day credit will count, for earnings rate purposes, as of the day in which the contribution was made. Contributions for which proper notice is not received as described above will not receive same day credit, but will be credited as of the next business day from when the contribution is made. Contributions deposited by ACH will be unavailable for withdrawal for a period of five business days following receipt of funds.

Notice of contributions may be given by calling the Local Government Investment Pool (800-331-3284) OR by logging on to State Treasurer's Treasury Management System ("TMS"). Please refer to the [LGIP-MMF Operations Manual](#) for specific instructions regarding contributions to the LGIP-MMF.

Direct deposits from the State of Washington will be credited on the same business day.

Pricing. Contribution requests received in good order will receive the NAV per unit of the LGIP-MMF next determined after the order is accepted by the State Treasurer on that contribution date.

Withdrawals

Pool participants may withdraw funds from the LGIP-MMF on any business day. Each pool participant shall file with the State Treasurer a letter designating the financial institution at which funds withdrawn from the LGIP-MMF shall be deposited (the "Letter"). This Letter shall contain the name of the financial institution, the location of the financial institution, the account name, and the account number to which funds will be deposited. This Letter shall be signed by local officials authorized to receive and disburse funds, as described in WAC 210-10-020.

Disbursements from the LGIP-MMF will be effected by electronic funds transfer. Failure by the State Treasurer to transmit funds to a pool participant after proper notification to the State Treasurer to disburse funds to a pool participant may result in a bank overdraft in the pool participant's bank account. The State Treasurer will reimburse a pool participant for such bank overdraft penalties charged to the pool participant's bank account.

Notice of Wire withdrawal. In order to withdraw funds from the LGIP-MMF, a pool participant must notify the State Treasurer of any withdrawal over one million dollars no later than 9 a.m. on the same day the withdrawal is made. Withdrawals for one million dollars or less can be requested at any time prior to 10 a.m. on the day of withdrawal. For all other withdrawals from the LGIP-MMF over one million dollars that are requested prior to 10 a.m., a pool participant may receive such withdrawal on the same day it is requested at the sole discretion of the State Treasurer. No earnings will be credited on the date of withdrawal for the amounts withdrawn. Notice of withdrawals may be given by calling the Local Government Investment Pool (800-331-3284) OR by logging on to TMS. Please refer to the LGIP-MMF Operations Manual for specific instructions regarding withdrawals from the Fund.

Notice of ACH withdrawal. In order to withdraw funds from the LGIP-MMF, a pool participant must notify the State Treasurer of any withdrawal by ACH no later than 2 p.m. on the prior business day the withdrawal is requested. No earnings will be credited on the date of withdrawal for the amounts withdrawn.

Notice of withdrawals may be given by calling the Local Government Investment Pool (800-331-3284) OR by logging on to TMS. Please refer to the LGIP-MMF Operations Manual for specific instructions regarding withdrawals from the Fund.

Pricing. Withdrawal requests with respect to the LGIP-MMF received in good order will receive the NAV per unit of the LGIP-MMF next determined after the order is accepted by the State Treasurer on that withdrawal date.

Suspension of Withdrawals. If the State Treasurer has determined that the deviation between the Fund's amortized cost price per share and the current net asset value per share calculated using available market quotations (or an appropriate substitute that reflects current market conditions) may result in material dilution or other unfair results, the State Treasurer may, if it has determined irrevocably to liquidate the Fund, suspend withdrawals and payments of withdrawal proceeds in order to facilitate the permanent termination of the Fund in an orderly manner. The State Treasurer will distribute proceeds in liquidation as soon as practicable, subject to the possibility that certain assets may be illiquid, and subject to subsequent distribution, and the possibility that the State Treasurer may need to hold back a reserve to pay expenses.

The State Treasurer also may suspend redemptions if the New York Stock Exchange suspends trading or closes, if US bond markets are closed, or if the Securities and Exchange Commission declares an emergency. If any of these events were to occur, it would likely result in a delay in the pool participants' redemption proceeds.

The State Treasurer will notify pool participants within five business days of making a determination to suspend withdrawals and/or irrevocably liquidate the fund and the reason for such action.

Earnings and Distribution

LGIP-MMF Daily Factor

The LGIP-MMF daily factor is a net earnings figure that is calculated daily using the investment income earned (excluding realized gains or losses) each day, assuming daily amortization and/or accretion of income of all fixed income securities held by the Fund, less the administrative fee. The daily factor is reported on an annualized 7-day basis, using the daily factors from the previous 7 calendar days. The reporting of a 7-day annualized yield based solely on investment income which excludes realized gains or losses is an industry standard practice that allows for the fair comparison of funds that seek to maintain a constant NAV of \$1.00.

LGIP-MMF Actual Yield Factor

The LGIP-MMF actual yield factor is a net daily earnings figure that is calculated using the total net earnings including realized gains and losses occurring each day, less the administrative fee.

Dividends

The LGIP-MMF's dividends include any net realized capital gains or losses, as well as any other capital changes other than investment income, and are declared daily and distributed monthly.

Distribution

The total net earnings of the LGIP-MMF will be declared daily and paid monthly to each pool participant's account in which the income was earned on a per-share basis. These funds will remain in the pool and earn additional interest unless withdrawn and sent to the pool participant's designated bank account as specified on the Authorization Form. Interest earned will be distributed monthly on the first business day of the following month.

Monthly Statements and Reporting

On the first business day of every calendar month, each pool participant will be sent a monthly statement which includes the pool participant's beginning balance, contributions, withdrawals, transfers, administrative charges, earnings rate, earnings, and ending balance for the preceding calendar month. Also included with the statement will be the monthly enclosure. This report will contain information regarding the maturity structure of the portfolio and balances broken down by security type.

III. Management

The State Treasurer is the manager of the LGIP-MMF and has overall responsibility for the general management and administration of the Fund. The State Treasurer has the authority to offer additional sub-pools within the LGIP at such times as the State Treasurer deems appropriate in its sole discretion.

Administrator and Transfer Agent. The State Treasurer will serve as the administrator and transfer agent for the Fund.

Custodian. A custodian for the Fund will be appointed in accordance with the terms of the LGIP Investment Policy.

IV. Miscellaneous

Limitation of Liability

All persons extending credit to, contracting with or having any claim against the Fund offered in this Prospectus shall look only to the assets of the Fund that such person extended credit to, contracted with or has a claim against, and none of (i) the State Treasurer, (ii) any subsequent sub-pool, (iii) any pool participant, (iv) the LGIP, or (v) the State Treasurer's officers, employees or agents (whether past, present or future), shall be liable therefor. The determination of the State Treasurer that assets, debts, liabilities, obligations, or expenses are allocable to the Fund shall be binding on all pool participants and on any person extending credit to or contracting with or having any claim against the LGIP or the Fund offered in this Prospectus. There is a remote risk that a court may not enforce these limitation of liability provisions.

Amendments

This Prospectus and the attached Investment Policy may be amended from time to time. Pool participants shall receive notice of changes to the Prospectus and the Investment Policy. The amended and restated documents will be posted on the State Treasurer website: www.tre.wa.gov.

Should the State Treasurer deem appropriate to offer additional sub-pools within the LGIP, said sub-pools will be offered by means of an amendment to this prospectus.

LGIP-MMF Contact Information

Internet: www.tre.wa.gov Treasury Management System/TMS

Phone: 1-800-331-3284 (within Washington State)

Mail: Office of the State Treasurer
Local Government Investment Pool
PO Box 40200
Olympia, Washington 98504
FAX: 360-902-9044



PIERCE COUNTY HOUSING AUTHORITY

603 South Polk Street, Tacoma, WA 98444 | 253-620-5400

STRATEGIC FOCUS



PIERCE COUNTY HOUSING AUTHORITY

603 South Polk Street, Tacoma, WA 98444 | 253-620-5400 | www.PCHAWA.org

RAD RESERVE "BASIS BOOST" AND FAIRCLOTH TRANSFER: Outline of Possible Options to Maximize Housing in Pierce County

BACKGROUND

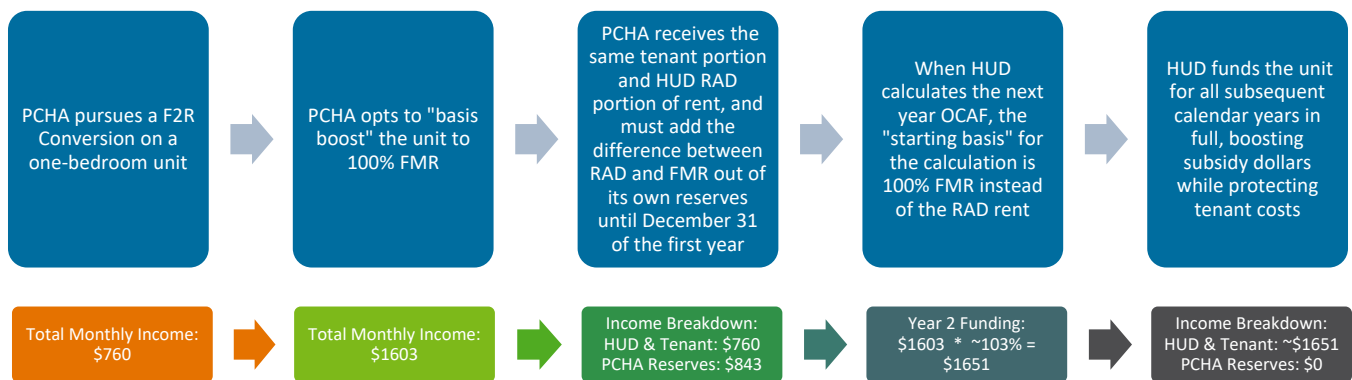
In pursuing a Section 18 Disposition, Pierce County Housing Authority (PCHA) will have available 150 units of Faircloth Authority for Public Housing Units, which it can redeploy in units as they are acquired or constructed. PCHA intends to utilize this authority with a Faircloth-To-RAD subsidy transfer, in order to maximize the longevity and depth of the subsidy provided. However, as discussed in previous training, the RAD subsidy still represents a significantly lower monthly income than a usual Housing Choice/Project-Based Voucher subsidy. Income from a RAD voucher on a one-bedroom unit for PCHA is estimated at approximately \$760 per month, including tenant portion. The RAD subsidy is also adjusted annually using an Operating Cost Adjustment Factor (OCAF), meaning that the RAD subsidy is unlikely to increase in pace with HUD's voucher payment standards. This presents a major deployment challenge for many Authorities. Due to the high sales proceeds from PCHA's Section 18 Disposition, however, PCHA is in a uniquely advantageous position to deploy RAD subsidy in new development and acquisition activities, as it will not be taking on significant debt.

OVERVIEW OF THE SECTION 8 HAP RESERVE RAD "BASIS BOOST"

As a non-Moving-to-Work (MTW), traditional Housing Authority, PCHA has the option to utilize Section 8 HAP Reserve Funding in order to increase the initial subsidy amount that will then be factored into the OCAF for following years.

If PCHA so chooses, and has the appropriate Section 8 HAP Reserve funding to do so, it is allowed to increase the initial calendar year RAD subsidy to up to 120% of FMR by paying the difference between the RAD subsidy and the chosen rate until December 31 of the first year in operation. From that point on, the OCAF will be applied to the chosen rate and the subsidy will be fully funded by HUD (See Fig. 1 below for process details).

Fig. 1: The Basis Boost Process



This creates a powerful tool to create almost PBV-level subsidy for RAD unit deployment. Previous calculations and models have assumed unboosted RAD-rate income on RAD units. Although OCAF adjustments are likely to lose ground over time compared to FMR, this strategy creates considerable depth



and longevity for the operating life of the subsidy, and will possibly result in hundreds of thousands of dollars in additional funding **per unit** over the 20-year initial RAD contract for what could be a relatively modest initial investment.

Fig. 2: One-Bedroom RAD Subsidy Comparison Over 20-Year Initial Contract Term, Assuming 3% Annual OCAF

	Year 1	Y2	Y3	Y4	Y5	Y6	Y7	Y8	Y9	Y10	
Flat RAD Monthly Income	\$760	\$783	\$806	\$830	\$855	\$881	\$907	\$935	\$963	\$992	
Boosted RAD Monthly Income	\$1,603	\$1,651	\$1,701	\$1,752	\$1,804	\$1,858	\$1,914	\$1,971	\$2,031	\$2,092	
Flat RAD Annual Income	\$9,120	\$9,394	\$9,675	\$9,966	\$10,265	\$10,573	\$10,890	\$11,216	\$11,553	\$11,900	
Boosted RAD Annual Income	\$19,236	\$19,813	\$20,407	\$21,020	\$21,650	\$22,300	\$22,969	\$23,658	\$24,368	\$25,099	
	Y11	Y12	Y13	Y14	Y15	Y16	Y17	Y18	Y19	Y20	LIFETIME TOTAL INCOME
Flat RAD Monthly Income	\$1,021	\$1,052	\$1,084	\$1,116	\$1,150	\$1,184	\$1,220	\$1,256	\$1,294	\$1,333	
Boosted RAD Monthly Income	\$2,154	\$2,219	\$2,285	\$2,354	\$2,425	\$2,497	\$2,572	\$2,650	\$2,729	\$2,811	
Flat RAD Annual Income	\$12,257	\$12,624	\$13,003	\$13,393	\$13,795	\$14,209	\$14,635	\$15,074	\$15,526	\$15,992	\$245,058
Boosted RAD Annual Income	\$25,852	\$26,627	\$27,426	\$28,249	\$29,096	\$29,969	\$30,868	\$31,794	\$32,748	\$33,730	\$516,879

	Per Unit	50 Units	150 Units
Flat RAD Lifetime Income	\$245,058	\$12,252,891	\$36,758,672
Boosted RAD Lifetime Income	\$516,879	\$25,843,926	\$77,531,779

The Basis Boost relies on Section 8 HAP Reserve funding. Non-Restricted funding cannot be used to boost basis on the RAD units. There may be some workarounds for this provision that we will explore further with HUD, however the current stipulation is that adequate Section 8 HAP Reserve Funding must be present in sufficient volume to boost the units for until the end of the first calendar year. Note that the units can be brought online any time in the year, but must be boosted from the date they come online, possibly dramatically lowering or raising the total cost of the boost depending on timing.

Fig. 3: Basis Boost Possible Year One Costs

	Per Unit	50 Units	150 Units
Boosted RAD Total Monthly Rent	\$1,603	\$80,150	\$240,450
Year One Monthly Cost to Reserves	\$843	\$42,150	\$126,450
Total Cost of February Initiation	\$9,273	\$463,650	\$1,390,950
Total Cost of July Initiation	\$5,058	\$252,900	\$758,700
Total Cost of November Initiation	\$1,686	\$84,300	\$252,900

This option is not available for MTW housing Authorities, as they do not have Section 8 HAP Reserves.

BASIS-BOOST SHARING AND FAIRCLOTH TRANSFER POSSIBILITIES WITH THA

As a MTW Housing Authority, Tacoma Housing Authority is unable to use this basis-boost strategy to redeploy their Public Housing under a Faircloth-to-RAD conversion. THA has over 700 units of Faircloth Authority that it has reported it is currently unable to utilize.

PCHA has been approached by THA about the possibility of partnering, sharing, and/or trading to maximize utilization of our collective subsidy resources.

Initial discussions show THA has interest in finding a strategy to utilize our basis-boost capacity in deploying their Faircloth Authority. Current understanding of this basis-boost is that PCHA can, at maximum, boost 150 units – our Faircloth Authority. Conversations will be had with HUD about the



possibility to bank and/or trade Faircloth Authority in such a way that PCHA can basis-boost additional units, which would render a profound advantage to PCHA's Faircloth deployment, and lend itself to a much more ambitious Faircloth banking strategy. Staff are currently seeking answers to these questions and will report back as soon as possible. However, the below will assume that PCHA is not able to basis-boost more than 150 units.

If THA and PCHA were permitted to pursue this, PCHA and THA would, for example, enter a partnership on a development, likely within the PCHA/THA buffer zone on the border of Tacoma city limits. PCHA would basis-boost a number of units in that property. PCHA would be reimbursed for the basis-boost through THA unrestricted funding. In addition, PCHA would receive some other form of compensation to account for the multi-year impact of the basis boost on operating revenue achieved through the boost. Preliminary discussions have included ongoing operating revenue splits, as well as Faircloth trading. Since PCHA is able to utilize unboosted RAD units – if permissible to HUD – THA has expressed openness to the idea that PCHA could trade basis-boosted units for unboosted authority at a rate that would require further discussion. Initial recommendation from staff with preliminary modeling would be a rate of exchange no smaller than 1:3, with higher being more preferable. This could also be mixed with other options under discussion, however, the dire need for more housing, and PCHA's capacity to utilize Faircloth Authority otherwise going untapped, make the RAD exchange an extremely interesting opportunity for further discussion.

At the national level, HUD has expressed some interest in the eventual implementation of a "Faircloth market" through which housing authorities could buy, sell, or trade Faircloth Authority, but has not yet created such a system. However, initial questions demonstrate HUD may be receptive to a pilot proposal to this end between THA and PCHA.



PIERCE COUNTY HOUSING AUTHORITY

603 South Polk Street, Tacoma, WA 98444 | 253-620-5400

EXECUTIVE AND DIRECTOR REPORTS



AFFORDABLE HOUSING DIVISION

BOARD REPORT

March 2024 Highlights



RESIDENTS/TENANCIES

Property	Total Units	Down Units	“Leased Up”	# PBV	Rent Ready	Notes
Brookridge	68	1	55 units 81%	0	2 apts (2x1)	Rent Concession Offer
Chateau Rainier	248	1-Admin	236 units 95%	22	PBV – 3 apts ready	2 YWCA, 1 LASA
DeMark	93	1-Admin	84 units 90%	18	2 apts (2x1)	Applications in Process
Hidden Village	30	4	23 units 77%	0	n/a	
Lakewood Village	136	0	128 units 94%	24	PBV – 2 apts ready	1 YWCA, 1 CCS
Montgrove Manor	32 SROs	2-Office	23 rooms 72%	30	PBV – 6 units ready	All GLMH
Oakleaf	26	2	19 units 73%	0		
Village Square	38	2*	32 units 84%	0		*1=office

- Total portfolio is 671 apartments/households.
- Percentage of rentable units occupied or “leased up” is currently 89.4% for the portfolio per Yardi statistics.
 - Leased Up numbers affected by Project Based Voucher (PBV) units that are rent ready and waiting for new participant. Currently 11 total units are available, which accounts for almost 2% of availability. If these units were filled, then our total leased up numbers would be 91.4%
 - At Montgrove Manor, there is only 1 apartment in “turn” – but 6 rent ready apartment/SROs (equivalent to 20% of total). These are all PBV partnership with Greater Lakes Mental Health
- “Down” units represent admin/offices, manager/employee non-rentable, and offline due to conditions that require extensive work (a work plan is being developed to get these units back online)
- Property management staff continue to rent units as soon a unit is “rent ready.” **We currently have 4 apartments available to the public for rent and two of those have applications in process.** The available apartments without washer/dryer in apartment are taking longer to rent.

PROJECTS

- **2024 Projects** – (1) Completion and implementation of fencing/security gate at Chateau Rainier and revamp of all assigned parking, (2) Implementation of pilot project of rent concessions a type of self-funded subsidy for qualifying households based on income and tenancy that began before Nov 2021 (when rent increased), (3) Increase new move-in rents (2nd quarter/April 2024), (4) Increase Project Based Voucher rents (3rd quarter/July 2024), (5) Develop and Implement No Smoking Policy (3rd quarter), (6) Procurement – New/Updated vendor solicitations and contracts (all year), (7) Further implementation of Yardi and RentCafe including screening and online application process (2nd quarter)
- **Delinquencies** –See eviction summaries on next page.
- **Yardi** – Next phase of implementation will be applications and screening in 2nd quarter of 2024

STAFFING

- Affordable Housing Division continues to work to build a stable team for quality, productivity, and longevity.
- Goodwill Interns - two are starting this week at Chateau Rainier (35 hrs/week) and Lakewood Village (20 hrs/week)

EVICTIONS - There are currently 11 unlawful detainers (eviction) served and court dates set between now and mid-April 2024. The challenge is that after the Writ (eviction) is issued and resident does not voluntarily vacate, the Sheriff office is so backed up with unlawful detainers and writs of restitution that they are currently working on mid-February evictions and refusing to schedule any physical evictions for March court decisions for another two weeks.

Evictions/Unlawful Detainers for Non-Payment of Rent Notices - 2024

Property	Number of Unlawful Detainers	Court Dates Pending	Writs Issued	Delinquency Totals
Brookridge	2	2		\$37,000
Chateau Rainier (CR)	2		2	\$34,520
Lakewood Village (LV)	1	1		\$17,465
Village Square (VS)	3	1	2	\$41,672 (one tenant vacated)

Evictions/Unlawful Detainers for Comply or Vacate (Lease Violation) Notices - 2024

Property	Number of Unlawful Detainers	Court Dates Pending	Writs Issued	Delinquency Totals	Types of Lease Violations
LV	1		1	\$4661	PBV Program - Terminated
VS	1		1	\$3509	Failed Security Deposit Agreement +
DM	1	1		\$5535	PBV Program - Terminated

Financial Report

March 2024

DISCUSSION

Overview

February 2024 –Financial Statements

Statement of Net Position

- Assets
 - Unrestricted Cash and Equivalents \$7.8M
 - General Operating \$1.4M – funding for general expenses
 - LIPH Management \$601k – funding for LIPH operations
 - Apartments General \$1.5M – funding for Apartments operations
 - Section 8 General \$4M – administrative funding for HUD Operations
 - Payroll Cash \$192k – funding for payroll
 - Restricted Cash and Equivalents \$8.2M
 - \$5.5M LIPH Disposition
 - Funds Held by Greystone for Chateau, Demark, Lakewood Village
 - \$627k Reserve for replacement
 - \$69k Restabilization
 - \$580k Taxes and Insurance
 - \$564 Homeownership – HUD Second Mortgage Program
 - (\$488k) HAP – requested advance from HUD
 - \$1.4M Board Reserve
 - Tenant Security Deposits \$463k
 - Accounts Receivable \$1.9M
 - Tenant Receivable Net \$895k
 - HAP Receivable Net \$148k
 - Rural Development Receivable Net \$25k
 - Homeownership Receivable Net \$931k
 - Other Current Assets \$430k (Prepaid Expenses)
- Liabilities
 - Unearned Revenue \$348k – tenant prepaid rents
 - Net Pension and OPEB Liability \$ 1.7M – not yet adjusted for year end
 - Compensated Absences \$34k – accrued liability for paid time off
 - Notes Payable \$15.8M – Mortgages for Chateau Rainier, Demark, Lakewood Village

Statement of Revenues, Expenses and Changes

- Operating Revenues are up by \$1.37M or 18% for the month of February
 - Rental Income increased \$30k or 3%
 - Other Tenant Revenue increased \$5k or 3.5%
 - HUD Subsidy Revenue increased \$1.33M or 23.3%
 - LIPH Operating Grant decreased \$41k or 30.2%

- Admin Subsidy Revenue decreased \$29k or 5.6%
- Operating Expenses are up by \$1.51M or 23.5%
 - Central Administration expenses are down \$53k or 19.6%
 - Utilities are up \$68k or 69.8%
 - Maintenance Costs are up \$355,222 or 830.7% as result of contractor costs of \$64k moving to capital assets, increases for appliances, building repairs, flooring, plumbing and security.
 - Wages and Benefits are up \$199k or 36.3% as a result of filling several vacant roles and salary increases
 - HAP/FSS Payments are up \$935k or 17.3% this is a result of the issuance of new vouchers
 - General Taxes, Insurance are up \$4k or 11.9% due to increases in property insurance
 - Vendor, Lender, Professional & Other are down \$6k
- Profit (Loss) before Non-Operating Revenues/Expenses is 7,267
 - HUD Subsidies are paid in advance and our HAP funding increases to cover the cost of issuing new vouchers
- Net Operating Income After Non-Operating Costs is \$869,245
 - Gain on sales of LIPH homes of \$2.2M add to the net operating income

Statement of Net Position

If we were to remove the extra HAP funding of \$314,786 and the net gain on sales of \$1,085,413 for LIPH homes our Net Operating Income after Non-Operating Costs would be \$(523,687), which more accurately reflects the operation of PCHA. Currently PCHA has sufficient cash flow to timely pay vendors as their invoices come due and meet the salary and benefit liability of the current staff, basically maintain day-to-day operations. Vacant units and rising costs continue to negatively impact the Net Operating Income after Non-Operating Costs.

Updated budget information will be presented at the April board meeting for board review and approval as we attempt to bring our expenses more in line with our revenues.

LIPH has sold approximately 15 homes for a total of \$5.5M in restricted cash available for funding new loans/building new complexes.

OTHER ISSUES IMPACTING FINANCE DEPARTMENT

Finance has two vacant positions including accounts payable, currently being handled by a temporary employee, and accounts receivable. The two open positions are posted with resumes reviewed by the Human Resources Manager and the Director of Finance.

Nan McKay and Associates continues to provide consulting and training services including a number of services like HUD's monthly Voucher Management System (VMS) reporting as well as assisting the PCHA with the FDS submission for Fiscal Year 2023 and the pension accrual.

Pierce County Housing Authority
Statement of Net Position
February 2024 and February 2023

TOTAL PHA-WIDE	February 2024	February 2023	Variance
CURRENT ASSETS			
Cash and Cash Equivalents	7,880,682	7,107,734	772,948
Cash Restricted	8,200,274	2,539,665	5,660,609
Tenant Security Deposits	463,212	370,289	92,923
Accounts Receivable, net	2,008,377	1,835,240	173,137
Accounts Receivable, HUD	(19,573)	138,491	(158,064)
Other Current Assets	430,866	524,844	(93,978)
Due from intercompany	518,938	1,334,121	(815,183)
TOTAL CURRENT ASSETS	19,482,777	13,850,384	5,632,393
NON CURRENT ASSETS			
Cash Restricted-FSS Escrow	266,655	402,037	(135,382)
Capital Assets, net	16,852,607	18,527,514	(1,674,906)
Other Non Current Assets	744,874	744,874	-
Investment - Equity Interest	-	-	-
TOTAL NON CURRENT ASSETS	17,864,136	19,674,425	(1,810,289)
TOTAL ASSETS	37,346,913	33,524,808	3,822,104
DEFERRED OUTFLOW OF RESOURCES	774,876	774,876	-
CURRENT LIABILITIES			
Accounts Payable	358,701	377,294	(18,593)
Accrued Payroll	189,178	85,267	103,912
Compensated Absences and Benefits	235,430	147,932	87,498
Security Deposits	473,560	397,332	76,228
Accrued Interest Payable	75,706	75,706	-
Notes Payable - Current Portion	309,984	292,965	17,019
Funds held for FSS	456,260	556,232	(99,972)
Other Liabilities	426,141	257,670	168,471
Due to Intercompany	518,938	1,254,758	(735,819)
Unearned Revenue	348,578	366,775	(18,197)
TOTAL CURRENT LIABILITIES	3,392,477	3,811,930	(419,453)
NONCURRENT LIABILITIES			
Net Pension and OPEB Liability	1,703,814	1,703,814	-
Compensated Absences and Benefits	34,682	21,793	12,890
Notes Payable, Net of Current Portion	15,869,655	16,264,538	(394,882)
TOTAL NONCURRENT LIABILITIES	17,608,152	17,990,144	(381,992)
DEFERRED INFLOWS OF RESOURCES	849,415	849,415	-
TOTAL NET POSITION	16,270,994	11,648,195	4,622,800

Pierce County Housing Authority
Statement of Revenues, Expenses and Changes
February 2024 and February 2023

	TOTAL PHA WIDE - MONTH			TOTAL PHA WIDE - YTD		
	February 2024	February 2023	Variance	February 2024	February 2023	Variance
OPERATING REVENUES						
Rental Income	530,040	518,209	(11,832)	1,053,345	1,022,775	30,570
Other Tenant Revenue	68,227	81,242	13,015	150,227	145,123	5,104
HUD Subsidy	3,095,422	2,780,637	(314,786)	7,059,441	5,724,690	1,334,751
LIPH Operating Grant	33,209	94,489	61,280	95,728	137,074	(41,346)
Other Government Grants	70,003	-	(70,003)	70,003	-	70,003
FSS Subsidy	-	-	-	7,039	2,867	4,173
Admin Subsidy	258,016	290,445	32,429	501,516	531,258	(29,742)
TOTAL OPERATING REVENUES	4,054,918	3,765,022	(289,897)	8,937,299	7,563,787	1,373,513
OPERATING EXPENSES						
Central Administration	106,269	96,727	(9,543)	219,230	272,623	(53,393)
Utilities	81,634	87,700	6,066	165,431	97,410	68,021
Maintenance Costs	144,201	60,778	(83,423)	397,982	42,760	355,222
Wages & Benefits On Site	441,673	257,308	(184,365)	748,717	549,288	199,430
FSS Expense	18,389	18,361	(27)	36,726	25,032	11,694
Housing Assistance Payments	3,230,441	2,690,229	(540,212)	6,348,989	5,413,335	935,654
General-Taxes, Insurance	19,782	17,784	(1,998)	39,519	35,308	4,211
Independent Audit Costs	1,043	-	(1,043)	1,043	-	1,043
Vendor, Lender, Professional & Other Fees	4,219	726	(3,493)	4,274	10,355	(6,081)
TOTAL OPERATING EXPENSES	4,047,651	3,229,613	(818,038)	7,961,912	6,446,112	1,515,800
PROFIT (LOSS) AFTER OPERATING COSTS	7,267	535,409	528,142	975,388	1,117,675	(142,287)
NON OPERATING REVENUES (EXPENSES)						
Insurance Settlement/Other	-	-	-	-	-	-
Gain (Loss) on Disposition of Assets	1,085,413	(39)	(1,085,451)	2,210,702	(56)	2,210,757
Special Items	(34,357)	-	34,357	(88,951)	-	(88,951)
Investment/Interest Earnings	1,386	770	(616)	2,994	1,586	1,408
Depreciation	(116,548)	(122,768)	(6,219)	(236,132)	(246,195)	10,063
Interest Expense	(73,915)	(75,573)	(1,658)	(147,972)	(151,280)	3,309
NET OPERATING INCOME (NOI)	869,245	337,799	(531,446)	2,716,028	721,729	1,994,299
Capital Contributions	-	-	-	-	-	-
Operating Transfers In(Out)	-	-	-	-	-	-
Section 8 Cares Act	-	-	-	-	-	-
Sectoin 8 Cares Act Expenses	-	-	-	-	-	-
LIPH Cares Act Funds	-	-	-	-	-	-
LIPH Cares Act Expenses	-	-	-	-	-	-
Prior Period Adjustment	-	-	-	-	-	-
YTD CHANGE TO NET ASSETS	869,245	337,799	(531,446)	2,716,028	721,729	1,994,299
Beginning Net Position	15,401,749	11,310,395	5,154,245	15,401,749	11,310,395	5,154,245
ENDING NET POSITION	16,270,994	11,648,195	4,622,800	18,117,777	12,032,124	7,148,544

**Pierce County Housing Authority
Statement of Net Position
February 2024 and February 2023**

TOTAL AFFORDABLE	February 2024	February 2023	Variance
CURRENT ASSETS			
Cash and Cash Equivalents	2,002,710	2,020,863	(18,154)
Cash Restricted	1,182,966	622,332	560,634
Tenant Security Deposits	412,644	317,921	94,723
Accounts Receivable, net	607,093	398,557	208,536
Accounts Receivable, HUD	(119,864)	(8,549)	(111,315)
Other Current Assets	127,498	321,470	(193,972)
Due from intercompany	-	-	-
TOTAL CURRENT ASSETS	4,213,046	3,672,594	540,453
NON CURRENT ASSETS			
Cash Restricted-FSS Escrow	-	-	-
Capital Assets, net	11,062,263	11,934,062	(871,799)
Other Non Current Assets	-	-	-
Investment - Equity Interest	-	-	-
TOTAL NON CURRENT ASSETS	11,062,263	11,934,062	(871,799)
TOTAL ASSETS	15,275,309	15,606,655	(331,346)
DEFERRED OUTFLOW OF RESOURCES	-	-	-
CURRENT LIABILITIES			
Accounts Payable	12,084	82,141	(70,058)
Accrued Payroll	(2,741)	21,617	(24,358)
Compensated Absences and Benefits	29,995	19,329	10,667
Security Deposits	433,320	348,082	85,238
Accrued Interest Payable	75,706	75,706	-
Notes Payable - Current Portion	309,984	292,965	17,019
Funds held for FSS	-	-	-
Other Liabilities	42,138	42,138	-
Due to Intercompany	(19,986)	200,297	(220,283)
Unearned Revenue	198,558	201,836	(3,278)
TOTAL CURRENT LIABILITIES	1,079,058	1,284,111	(205,053)
NONCURRENT LIABILITIES			
Net Pension and OPEB Liability	-	-	-
Compensated Absences and Benefits	4,419	2,847	1,571
Notes Payable, Net of Current Portion	15,426,758	15,797,008	(370,250)
TOTAL NONCURRENT LIABILITIES	15,431,177	15,799,856	(368,678)
DEFERRED INFLOWS OF RESOURCES	-	-	-
TOTAL NET POSITION	(1,234,926)	(1,477,311)	242,385

**Pierce County Housing Authority
Statement of Revenues, Expenses and Changes
February 2024 and February 2023**

	TOTAL AFFORDABLE - MONTH			TOTAL AFFORDABLE - YTD		
	February 2024	February 2023	Variance	February 2024	February 2023	Variance
OPERATING REVENUES						
Rental Income	465,025	420,239	(44,786)	465,025	420,239	44,786
Other Tenant Revenue	77,761	77,370	(391)	77,761	77,370	391
HUD Subsidy	155,926	140,355	(15,571)	155,926	140,355	15,571
LIPH Operating Grant	-	-	-	-	-	-
Other Government Grants	-	-	-	-	-	-
FSS Subsidy	-	-	-	-	-	-
Admin Subsidy	-	-	-	-	-	-
TOTAL OPERATING REVENUES	698,712	637,964	(60,748)	698,712	637,964	60,748
OPERATING EXPENSES						
Central Administration	145,052	102,548	(42,503)	145,052	102,548	42,503
Utilities	68,655	6,988	(61,667)	68,655	6,988	61,667
Maintenance Costs	136,578	(35,798)	(172,376)	136,578	(35,798)	172,376
Wages & Benefits On Site	91,013	70,999	(20,014)	91,013	70,999	20,014
FSS Expense	-	-	-	-	-	-
Housing Assistance Payments	-	-	-	-	-	-
General-Taxes, Insurance	3	34	31	3	34	(31)
Independent Audit Costs	-	-	-	-	-	-
Vendor, Lender, Professional & Other Fees	-	515	515	-	515	(515)
TOTAL OPERATING EXPENSES	441,300	145,287	(296,013)	441,300	145,287	296,013
PROFIT (LOSS) AFTER OPERATING COSTS	257,412	492,677	235,265	257,412	492,677	(235,265)
NON OPERATING REVENUES (EXPENSES)						
Insurance Settlement/Other	-	-	-	-	-	-
Gain (Loss) on Disposition of Assets	-	(17)	(17)	-	(17)	17
Special Items	-	-	-	-	-	-
Investment/Interest Earnings	538	193	(345)	538	193	345
Depreciation	(84,987)	(89,380)	(4,393)	(84,987)	(89,380)	4,393
Interest Expense	(74,057)	(75,707)	(1,650)	(74,057)	(75,707)	1,650
NET OPERATING INCOME (NOI)	98,906	327,766	228,861	98,906	327,766	(228,861)
Capital Contributions	-	-	-	-	-	-
Operating Transfers In/Out	-	-	-	-	-	-
Section 8 Cares Act	-	-	-	-	-	-
Sectoin 8 Cares Act Expenses	-	-	-	-	-	-
LIPH Cares Act Funds	-	-	-	-	-	-
LIPH Cares Act Expenses	-	-	-	-	-	-
Prior Period Adjustment	-	-	-	-	-	-
YTD CHANGE TO NET ASSETS	98,906	327,766	228,861	98,906	327,766	(228,861)
Beginning Net Position	(1,333,832)	(1,805,077)	13,525	(1,333,832)	(1,805,077)	13,525
ENDING NET POSITION	(1,234,926)	(1,477,311)	242,385	(1,234,926)	(1,477,311)	(215,336)

**Pierce County Housing Authority
Statement of Net Position
February 2024 and February 2023**

HCV	February 2024	February 2023	Variance
CURRENT ASSETS			
Cash and Cash Equivalents	3,206,157	2,465,881	740,276
Cash Restricted	(488,506)	(98,881)	(389,625)
Tenant Security Deposits	-	-	-
Accounts Receivable, net	197,353	219,405	(22,052)
Accounts Receivable, HUD	130,087	170,559	(40,472)
Other Current Assets	(104,505)	(15,140)	(89,365)
Due from intercompany	437,123	105,148	331,975
TOTAL CURRENT ASSETS	3,377,710	2,846,971	530,738
NON CURRENT ASSETS			
Cash Restricted-FSS Escrow	213,144	348,500	(135,356)
Capital Assets, net	396,556	406,619	(10,063)
Other Non Current Assets	315,570	315,570	-
Investment - Equity Interest	-	-	-
TOTAL NON CURRENT ASSETS	925,270	1,070,689	(145,419)
TOTAL ASSETS	4,302,979	3,917,661	385,319
DEFERRED OUTFLOW OF RESOURCES	327,413	327,413	-
CURRENT LIABILITIES			
Accounts Payable	297,054	62,185	234,869
Accrued Payroll	(3,290)	(13,964)	10,674
Compensated Absences and Benefits	6,891	4,939	1,951
Security Deposits	5,461	-	5,461
Accrued Interest Payable	-	-	-
Notes Payable - Current Portion	-	-	-
Funds held for FSS	403,414	480,763	(77,350)
Other Liabilities	150,912	24,743	126,169
Due to Intercompany	444,109	727,474	(283,365)
Unearned Revenue	118,373	109,557	8,816
TOTAL CURRENT LIABILITIES	1,422,923	1,395,697	27,226
NONCURRENT LIABILITIES			
Net Pension and OPEB Liability	505,677	505,677	-
Compensated Absences and Benefits	1,015	728	287
Notes Payable, Net of Current Portion	125,337	125,337	-
TOTAL NONCURRENT LIABILITIES	632,029	631,741	287
DEFERRED INFLOWS OF RESOURCES	359,859	359,859	-
TOTAL NET POSITION	2,215,581	1,857,776	357,805

Pierce County Housing Authority
Statement of Revenues, Expenses and Changes
February 2024 and February 2023

	TOTAL HCV - MONTH			TOTAL HCV - YTD		
	February 2024	February 2023	Variance	February 2024	February 2023	Variance
OPERATING REVENUES						
Rental Income	-	(29)	(29)	-	944	(944)
Other Tenant Revenue	1,977	337	(1,640)	5,090	(15,920)	21,009
HUD Subsidy	2,919,813	2,596,525	(323,288)	6,709,064	5,363,608	1,345,456
LIPH Operating Grant	-	-	-	-	-	-
Other Government Grants	-	-	-	-	-	-
FSS Subsidy	-	-	-	-	-	-
Admin Subsidy	258,016	289,059	31,043	501,516	528,486	(26,970)
TOTAL OPERATING REVENUES	3,179,806	2,885,892	(293,914)	7,215,670	5,877,118	1,338,551
OPERATING EXPENSES						
Central Administration	100,984	119,069	18,084	194,887	197,074	(2,188)
Utilities	-	-	-	124	-	124
Maintenance Costs	1,156	-	(1,156)	2,125	1,281	844
Wages & Benefits On Site	91,476	62,701	(28,775)	173,458	145,474	27,984
FSS Expense	14,813	14,832	20	31,392	21,503	9,889
Housing Assistance Payments	3,230,441	2,690,229	(540,212)	6,348,989	5,397,193	951,796
General-Taxes, Insurance	-	-	-	-	-	-
Independent Audit Costs	417	-	(417)	417	-	417
Vendor, Lender, Professional & Other Fees	265	202	(63)	320	9,302	(8,982)
TOTAL OPERATING EXPENSES	3,439,552	2,887,033	(552,519)	6,751,713	5,771,828	979,884
PROFIT (LOSS) AFTER OPERATING COSTS	(259,746)	(1,141)	258,605	463,957	105,290	358,667
NON OPERATING REVENUES (EXPENSES)						
Insurance Settlement/Other	-	-	-	-	-	-
Gain (Loss) on Disposition of Assets	-	-	-	-	-	-
Special Items	-	-	-	-	-	-
Investment/Interest Earnings	336	312	(24)	680	635	45
Depreciation	(839)	(839)	-	(1,677)	(1,677)	(0)
Interest Expense	-	-	-	-	-	-
NET OPERATING INCOME (NOI)	(260,249)	(1,668)	258,581	462,960	104,247	358,713
Capital Contributions	-	-	-	-	-	-
Operating Transfers In(Out)	-	-	-	-	-	-
Section 8 Cares Act	-	-	-	-	-	-
Sectoin 8 Cares Act Expenses	-	-	-	-	-	-
LIPH Cares Act Funds	-	-	-	-	-	-
LIPH Cares Act Expenses	-	-	-	-	-	-
Prior Period Adjustment	-	-	-	-	-	-
YTD CHANGE TO NET ASSETS	(260,249)	(1,668)	258,581	462,960	104,247	358,713
Beginning Net Position	2,475,830	1,859,443	99,225	2,475,830	1,859,443	99,225
ENDING NET POSITION	2,215,581	1,857,776	357,805	2,938,790	1,963,691	457,937

**Pierce County Housing Authority
Statement of Net Position
February 2024 and February 2023**

LIPH	February 2024	February 2023	Variance
CURRENT ASSETS			
Cash and Cash Equivalents	817,163	1,017,844	(200,681)
Cash Restricted	5,428,404	-	5,428,404
Tenant Security Deposits	40,250	42,350	(2,100)
Accounts Receivable, net	180,244	153,590	26,654
Accounts Receivable, HUD	-	-	-
Other Current Assets	(4,790)	1,058	(5,849)
Due from intercompany	39,642	1,261	38,381
TOTAL CURRENT ASSETS	6,500,913	1,216,104	5,284,809
NON CURRENT ASSETS			
Cash Restricted-FSS Escrow	53,511	53,511	-
Capital Assets, net	4,054,466	4,805,358	(750,892)
Other Non Current Assets	121,904	121,904	-
Investment - Equity Interest	-	-	-
TOTAL NON CURRENT ASSETS	4,229,882	4,980,774	(750,892)
TOTAL ASSETS	10,730,795	6,196,877	4,533,917
DEFERRED OUTFLOW OF RESOURCES	126,503	126,503	-
CURRENT LIABILITIES			
Accounts Payable	107,049	14,862	92,187
Accrued Payroll	(2,339)	(2,351)	11
Compensated Absences and Benefits	17,117	10,070	7,047
Security Deposits	30,579	42,350	(11,771)
Accrued Interest Payable	-	-	-
Notes Payable - Current Portion	-	-	-
Funds held for FSS	52,846	75,469	(22,623)
Other Liabilities	92,230	51,640	40,590
Due to Intercompany	32,646	169,213	(136,568)
Unearned Revenue	26,158	52,277	(26,119)
TOTAL CURRENT LIABILITIES	356,287	413,531	(57,244)
NONCURRENT LIABILITIES			
Net Pension and OPEB Liability	200,986	200,986	-
Compensated Absences and Benefits	2,522	1,484	1,038
Notes Payable, Net of Current Portion	5,724	5,724	-
TOTAL NONCURRENT LIABILITIES	209,232	208,194	1,038
DEFERRED INFLOWS OF RESOURCES	139,013	139,013	-
TOTAL NET POSITION	10,152,766	5,562,642	4,590,123

**Pierce County Housing Authority
Statement of Revenues, Expenses and Changes
February 2024 and February 2023**

	TOTAL LIPH - MONTH			TOTAL LIPH - YTD		
	February 2024	February 2023	Variance	February 2024	February 2023	Variance
OPERATING REVENUES						
Rental Income	46,745	68,785	22,040	94,570	141,486	(46,916)
Other Tenant Revenue	(5,069)	2,324	7,393	(4,965)	4,056	(9,020)
HUD Subsidy	18,842	36,616	17,774	37,684	73,231	(35,547)
LIPH Operating Grant	33,209	94,489	61,280	95,728	137,074	(41,346)
Other Government Grants	-	-	-	-	-	-
FSS Subsidy	-	-	-	-	-	-
Admin Subsidy	-	-	-	-	-	-
TOTAL OPERATING REVENUES	93,727	202,214	108,487	223,017	355,847	(132,830)
OPERATING EXPENSES						
Central Administration	46,018	38,858	(7,161)	104,433	64,212	40,221
Utilities	14,243	2,224	(12,019)	21,272	3,205	18,067
Maintenance Costs	28,269	10,581	(17,688)	70,435	16,509	53,926
Wages & Benefits On Site	40,370	25,991	(14,379)	69,297	52,330	16,967
FSS Expense	3,576	3,529	(47)	5,334	3,529	1,805
Housing Assistance Payments	-	-	-	-	16,142	(16,142)
General-Taxes, Insurance	-	-	-	-	-	-
Independent Audit Costs	146	-	(146)	146	-	146
Vendor, Lender, Professional & Other Fees	-	126	126	-	126	(126)
TOTAL OPERATING EXPENSES	132,623	81,309	(51,313)	270,916	156,053	114,863
PROFIT (LOSS) AFTER OPERATING COSTS	(38,896)	120,904	159,800	(47,899)	199,793	(247,692)
NON OPERATING REVENUES (EXPENSES)						
Insurance Settlement/Other	-	-	-	-	-	-
Gain (Loss) on Disposition of Assets	1,085,413	(39)	(1,085,451)	2,210,702	(39)	2,210,740
Special Items	(34,357)	-	34,357	(88,951)	-	(88,951)
Investment/Interest Earnings	392	58	(334)	749	117	632
Depreciation	(26,887)	(28,561)	(1,674)	(56,384)	(57,122)	737
Interest Expense	-	-	-	-	-	-
NET OPERATING INCOME (NOI)	985,665	92,363	(893,302)	2,018,215	142,750	1,875,465
Capital Contributions	-	-	-	-	-	-
Operating Transfers In(Out)	-	-	-	-	-	-
Section 8 Cares Act	-	-	-	-	-	-
Sectoin 8 Cares Act Expenses	-	-	-	-	-	-
LIPH Cares Act Funds	-	-	-	-	-	-
LIPH Cares Act Expenses	-	-	-	-	-	-
Prior Period Adjustment	-	-	-	-	-	-
YTD CHANGE TO NET ASSETS	985,665	92,363	(893,302)	2,018,215	142,750	1,875,465
Beginning Net Position	9,167,101	5,470,279	5,483,425	9,167,101	5,470,279	5,483,425
ENDING NET POSITION	10,152,766	5,562,642	4,590,123	11,185,316	5,613,030	7,358,890

Pierce County Housing Authority
Statement of Net Position
February 2024 and February 2023

BROOKRIDGE			
	February 2024	February 2023	Variance
CURRENT ASSETS			
Cash and Cash Equivalents	604,306	533,079	71,227
Cash Restricted	-	-	-
Tenant Security Deposits	34,834	27,204	7,630
Accounts Receivable, net	47,732	38,471	9,261
Accounts Receivable, HUD	(3,988)	(2,316)	(1,672)
Other Current Assets	(2,660)	44	(2,704)
Due from intercompany	-	-	-
TOTAL CURRENT ASSETS	680,223	596,481	83,742
NON CURRENT ASSETS			
Cash Restricted-FSS Escrow	-	-	-
Capital Assets, net	1,205,547	1,347,080	(141,533)
Other Non Current Assets	-	-	-
Investment - Equity Interest	-	-	-
TOTAL NON CURRENT ASSETS	1,205,547	1,347,080	(141,533)
TOTAL ASSETS	1,885,770	1,943,562	(57,792)
DEFERRED OUTFLOW OF RESOURCES	-	-	-
CURRENT LIABILITIES			
Accounts Payable	6,613	7,004	(392)
Accrued Payroll	(334)	(1,955)	1,621
Compensated Absences and Benefits	3,072	2,424	648
Security Deposits	38,009	29,179	8,830
Accrued Interest Payable	-	-	-
Notes Payable - Current Portion	-	-	-
Funds held for FSS	-	-	-
Other Liabilities	2,909	2,909	-
Due to Intercompany	(2,520)	15,576	(18,095)
Unearned Revenue	29,431	32,893	(3,462)
TOTAL CURRENT LIABILITIES	77,180	88,030	(10,849)
NONCURRENT LIABILITIES			
Net Pension and OPEB Liability	-	-	-
Compensated Absences and Benefits	453	357	95
Notes Payable, Net of Current Portion	3,185	3,185	-
TOTAL NONCURRENT LIABILITIES	3,638	3,542	95
DEFERRED INFLOWS OF RESOURCES	-	-	-
TOTAL NET POSITION	1,804,952	1,851,989	(47,038)

**Pierce County Housing Authority
Statement of Revenues, Expenses and Changes
February 2024 and February 2023**

	TOTAL BROOKRIDGE - MONTH			TOTAL BROOKRIDGE - YTD		
	February 2024	February 2023	Variance	February 2024	February 2023	Variance
OPERATING REVENUES						
Rental Income	43,151	45,759	2,608	89,664	89,748	(84)
Other Tenant Revenue	5,214	6,254	1,040	12,166	12,655	(489)
HUD Subsidy	8,051	3,541	(4,510)	11,013	7,082	3,931
LIPH Operating Grant	-	-	-	-	-	-
Other Government Grants	-	-	-	-	-	-
FSS Subsidy	-	-	-	-	-	-
Admin Subsidy	-	-	-	-	-	-
TOTAL OPERATING REVENUES	56,416	55,554	(862)	112,843	109,485	3,359
OPERATING EXPENSES						
Central Administration	13,443	14,323	880	25,533	23,506	2,028
Utilities	8,320	9,194	874	20,383	9,732	10,651
Maintenance Costs	22,172	1,033	(21,139)	44,535	1,988	42,547
Wages & Benefits On Site	13,363	5,226	(8,137)	21,380	16,762	4,618
FSS Expense	-	-	-	-	-	-
Housing Assistance Payments	-	-	-	-	-	-
General-Taxes, Insurance	-	-	-	-	-	-
Independent Audit Costs	42	-	(42)	42	-	42
Vendor, Lender, Professional & Other Fees	1,292	37	(1,255)	1,292	91	1,201
TOTAL OPERATING EXPENSES	58,632	29,813	(28,818)	113,165	52,080	61,086
PROFIT (LOSS) AFTER OPERATING COSTS	(2,215)	25,741	27,956	(322)	57,405	(57,727)
NON OPERATING REVENUES (EXPENSES)						
Insurance Settlement/Other	-	-	-	-	-	-
Gain (Loss) on Disposition of Assets	-	-	-	-	-	-
Special Items	-	-	-	-	-	-
Investment/Interest Earnings	160	164	4	315	336	(21)
Depreciation	(11,521)	(11,997)	(476)	(23,105)	(24,061)	956
Interest Expense	-	-	-	-	-	-
NET OPERATING INCOME (NOI)	(13,577)	13,908	27,484	(23,112)	33,680	(56,792)
Capital Contributions	-	-	-	-	-	-
Operating Transfers In(Out)	-	-	-	-	-	-
Section 8 Cares Act	-	-	-	-	-	-
Sectoin 8 Cares Act Expenses	-	-	-	-	-	-
LIPH Cares Act Funds	-	-	-	-	-	-
LIPH Cares Act Expenses	-	-	-	-	-	-
Prior Period Adjustment	-	-	-	-	-	-
YTD CHANGE TO NET ASSETS	(13,577)	13,908	27,484	(23,112)	33,680	(56,792)
Beginning Net Position	1,818,528	1,838,082	(74,522)	1,818,528	1,838,082	(74,522)
ENDING NET POSITION	1,804,952	1,851,989	(47,038)	1,795,417	1,871,762	(131,314)

**Pierce County Housing Authority
Statement of Net Position
February 2024 and February 2023**

CHATEAU RAINIER	February 2024	February 2023	Variance
CURRENT ASSETS			
Cash and Cash Equivalents	1,047,163	1,029,939	17,224
Cash Restricted	750,411	407,911	342,501
Tenant Security Deposits	150,450	128,982	21,468
Accounts Receivable, net	244,429	169,625	74,804
Accounts Receivable, HUD	(21,762)	1,060	(22,822)
Other Current Assets	71,044	168,470	(97,426)
Due from intercompany	-	-	-
TOTAL CURRENT ASSETS	2,241,736	1,905,987	335,749
NON CURRENT ASSETS			
Cash Restricted-FSS Escrow	-	-	-
Capital Assets, net	3,808,644	4,200,959	(392,314)
Other Non Current Assets	-	-	-
Investment - Equity Interest	-	-	-
TOTAL NON CURRENT ASSETS	3,808,644	4,200,959	(392,314)
TOTAL ASSETS	6,050,381	6,106,946	(56,565)
DEFERRED OUTFLOW OF RESOURCES	-	-	-
CURRENT LIABILITIES			
Accounts Payable	(15,396)	23,093	(38,489)
Accrued Payroll	(1,300)	12,484	(13,784)
Compensated Absences and Benefits	19,056	12,847	6,209
Security Deposits	164,306	144,806	19,501
Accrued Interest Payable	43,067	43,067	-
Notes Payable - Current Portion	176,345	166,663	9,682
Funds held for FSS	-	-	-
Other Liabilities	20,893	20,893	-
Due to Intercompany	(7,715)	59,766	(67,481)
Unearned Revenue	65,901	71,352	(5,450)
TOTAL CURRENT LIABILITIES	465,159	554,971	(89,813)
NONCURRENT LIABILITIES			
Net Pension and OPEB Liability	-	-	-
Compensated Absences and Benefits	2,807	1,893	915
Notes Payable, Net of Current Portion	8,732,918	8,943,548	(210,629)
TOTAL NONCURRENT LIABILITIES	8,735,726	8,945,440	(209,715)
DEFERRED INFLOWS OF RESOURCES	-	-	-
TOTAL NET POSITION	(3,150,504)	(3,393,466)	242,962

**Pierce County Housing Authority
Statement of Revenues, Expenses and Changes
February 2024 and February 2023**

	TOTAL CHATEAU RAINIER - MONTH			TOTAL CHATEAU RAINIER - YTD		
	February 2024	February 2023	Variance	February 2024	February 2023	Variance
OPERATING REVENUES						
Rental Income	236,088	208,495	(27,593)	448,943	401,141	47,801
Other Tenant Revenue	29,031	33,002	3,971	62,121	65,954	(3,833)
HUD Subsidy	32,663	45,067	12,404	74,451	89,098	(14,647)
LIPH Operating Grant	-	-	-	-	-	-
Other Government Grants	-	-	-	-	-	-
FSS Subsidy	-	-	-	-	-	-
Admin Subsidy	-	-	-	-	-	-
TOTAL OPERATING REVENUES	297,782	286,564	(11,219)	585,515	556,194	29,322
OPERATING EXPENSES						
Central Administration	49,650	50,364	714	101,654	83,191	18,463
Utilities	4,731	14,746	10,015	8,771	16,879	(8,108)
Maintenance Costs	14,488	9,295	(5,193)	123,604	(46,168)	169,773
Wages & Benefits On Site	34,831	20,672	(14,159)	63,823	49,316	14,507
FSS Expense	-	-	-	-	-	-
Housing Assistance Payments	-	-	-	-	-	-
General-Taxes, Insurance	-	-	-	-	-	-
Independent Audit Costs	156	-	(156)	156	-	156
Vendor, Lender, Professional & Other Fees	77	133	57	77	346	(269)
TOTAL OPERATING EXPENSES	103,934	95,211	(8,723)	298,085	103,563	194,522
PROFIT (LOSS) AFTER OPERATING COSTS	193,849	191,353	(2,496)	287,430	452,631	(165,201)
NON OPERATING REVENUES (EXPENSES)						
Insurance Settlement/Other	-	-	-	-	-	-
Gain (Loss) on Disposition of Assets	-	-	-	-	-	-
Special Items	-	-	-	-	-	-
Investment/Interest Earnings	278	-	(278)	549	14	535
Depreciation	(27,141)	(28,609)	(1,469)	(54,327)	(57,350)	3,023
Interest Expense	(42,049)	(42,992)	(943)	(84,179)	(86,061)	1,882
NET OPERATING INCOME (NOI)	124,937	119,751	(5,186)	149,473	309,234	(159,761)
Capital Contributions	-	-	-	-	-	-
Operating Transfers In/Out	-	-	-	-	-	-
Section 8 Cares Act	-	-	-	-	-	-
Sectoin 8 Cares Act Expenses	-	-	-	-	-	-
LIPH Cares Act Funds	-	-	-	-	-	-
LIPH Cares Act Expenses	-	-	-	-	-	-
Prior Period Adjustment	-	-	-	-	-	-
YTD CHANGE TO NET ASSETS	124,937	119,751	(5,186)	149,473	309,234	(159,761)
Beginning Net Position	(3,275,441)	(3,513,217)	248,148	(3,275,441)	(3,513,217)	248,148
ENDING NET POSITION	(3,150,504)	(3,393,466)	242,962	(3,125,968)	(3,203,983)	88,387

**Pierce County Housing Authority
Statement of Net Position
February 2023 and February 2022**

DEMARK	February 2024	February 2023	Variance
CURRENT ASSETS			
Cash and Cash Equivalents	(354,944)	(344,779)	(10,166)
Cash Restricted	178,593	92,851	85,742
Tenant Security Deposits	77,629	60,243	17,386
Accounts Receivable, net	90,381	55,240	35,141
Accounts Receivable, HUD	(51,346)	(9,473)	(41,873)
Other Current Assets	26,662	63,421	(36,759)
Due from intercompany	-	-	-
TOTAL CURRENT ASSETS	(33,025)	(82,497)	49,472
NON CURRENT ASSETS			
Cash Restricted-FSS Escrow	-	-	-
Capital Assets, net	1,276,289	1,417,407	(141,117)
Other Non Current Assets	-	-	-
Investment - Equity Interest	-	-	-
TOTAL NON CURRENT ASSETS	1,276,289	1,417,407	(141,117)
TOTAL ASSETS	1,243,264	1,334,910	(91,646)
DEFERRED OUTFLOW OF RESOURCES	-	-	-
CURRENT LIABILITIES			
Accounts Payable	7,864	11,434	(3,570)
Accrued Payroll	(740)	4,792	(5,531)
Compensated Absences and Benefits	3,421	2,081	1,340
Security Deposits	70,738	61,178	9,560
Accrued Interest Payable	13,656	13,656	-
Notes Payable - Current Portion	55,914	52,844	3,070
Funds held for FSS	-	-	-
Other Liabilities	6,854	6,854	-
Due to Intercompany	(3,012)	26,399	(29,411)
Unearned Revenue	56,459	45,294	11,165
TOTAL CURRENT LIABILITIES	211,156	224,533	(13,377)
NONCURRENT LIABILITIES			
Net Pension and OPEB Liability	-	-	-
Compensated Absences and Benefits	504	307	197
Notes Payable, Net of Current Portion	2,769,638	2,836,423	(66,785)
TOTAL NONCURRENT LIABILITIES	2,770,142	2,836,729	(66,587)
DEFERRED INFLOWS OF RESOURCES	-	-	-
TOTAL NET POSITION	(1,738,033)	(1,726,352)	(11,681)

**Pierce County Housing Authority
Statement of Revenues, Expenses and Changes
February 2024 and February 2023**

	TOTAL DEMARK - MONTH			TOTAL DEMARK - YTD		
	February 2024	February 2023	Variance	February 2024	February 2023	Variance
OPERATING REVENUES						
Rental Income	44,962	55,173	10,211	101,619	108,767	(7,149)
Other Tenant Revenue	8,067	12,128	4,061	20,732	23,779	(3,047)
HUD Subsidy	36,433	35,244	(1,189)	70,808	61,319	9,489
LIPH Operating Grant	-	-	-	-	-	-
Other Government Grants	-	-	-	-	-	-
FSS Subsidy	-	-	-	-	-	-
Admin Subsidy	-	-	-	-	-	-
TOTAL OPERATING REVENUES	89,462	102,545	13,084	193,159	193,865	(706)
OPERATING EXPENSES						
Central Administration	25,996	23,983	(2,014)	48,970	40,848	8,122
Utilities	14,051	12,450	(1,601)	27,151	14,085	13,066
Maintenance Costs	24,847	6,596	(18,251)	42,739	12,625	30,114
Wages & Benefits On Site	14,335	4,805	(9,529)	25,941	10,295	15,647
FSS Expense	-	-	-	-	-	-
Housing Assistance Payments	-	-	-	-	-	-
General-Taxes, Insurance	-	-	-	-	-	-
Independent Audit Costs	73	-	(73)	73	-	73
Vendor, Lender, Professional & Other Fees	1,292	40	(1,253)	1,292	114	1,179
TOTAL OPERATING EXPENSES	80,594	47,874	(32,720)	146,167	77,966	68,201
PROFIT (LOSS) AFTER OPERATING COSTS	8,868	54,671	45,804	46,992	115,899	(68,907)
NON OPERATING REVENUES (EXPENSES)						
Insurance Settlement/Other	-	-	-	-	-	-
Gain (Loss) on Disposition of Assets	-	-	-	-	-	-
Special Items	-	-	-	-	-	-
Investment/Interest Earnings	46	-	(46)	91	3	88
Depreciation	(11,204)	(12,116)	(912)	(22,534)	(24,232)	1,698
Interest Expense	(13,333)	(13,632)	(299)	(26,691)	(27,288)	597
NET OPERATING INCOME (NOI)	(15,623)	28,924	44,547	(2,142)	64,383	(66,525)
Capital Contributions	-	-	-	-	-	-
Operating Transfers In(Out)	-	-	-	-	-	-
Section 8 Cares Act	-	-	-	-	-	-
Sectoin 8 Cares Act Expenses	-	-	-	-	-	-
LIPH Cares Act Funds	-	-	-	-	-	-
LIPH Cares Act Expenses	-	-	-	-	-	-
Prior Period Adjustment	-	-	-	-	-	-
YTD CHANGE TO NET ASSETS	(15,623)	28,924	44,547	(2,142)	64,383	(66,525)
Beginning Net Position	(1,722,410)	(1,755,276)	(56,228)	(1,722,410)	(1,755,276)	(56,228)
ENDING NET POSITION	(1,738,033)	(1,726,352)	(11,681)	(1,724,552)	(1,690,893)	(122,753)

**Pierce County Housing Authority
Statement of Net Position
February 2024 and February 2023**

HIDDEN VILLAGE	February 2024	February 2023	Variance
CURRENT ASSETS			
Cash and Cash Equivalents	(148,377)	(188,189)	39,811
Cash Restricted	-	-	-
Tenant Security Deposits	14,635	11,260	3,375
Accounts Receivable, net	7,927	7,646	281
Accounts Receivable, HUD	(2,560)	(3,565)	1,005
Other Current Assets	(1,157)	57	(1,214)
Due from intercompany	-	-	-
TOTAL CURRENT ASSETS	(129,532)	(172,791)	43,258
NON CURRENT ASSETS			
Cash Restricted-FSS Escrow	-	-	-
Capital Assets, net	273,925	340,938	(67,013)
Other Non Current Assets	-	-	-
Investment - Equity Interest	-	-	-
TOTAL NON CURRENT ASSETS	273,925	340,938	(67,013)
TOTAL ASSETS	144,393	168,148	(23,755)
DEFERRED OUTFLOW OF RESOURCES	-	-	-
CURRENT LIABILITIES			
Accounts Payable	(8,793)	1,377	(10,169)
Accrued Payroll	-	-	-
Compensated Absences and Benefits	-	-	-
Security Deposits	14,400	11,260	3,140
Accrued Interest Payable	-	-	-
Notes Payable - Current Portion	-	-	-
Funds held for FSS	-	-	-
Other Liabilities	426	426	-
Due to Intercompany	(458)	7,208	(7,666)
Unearned Revenue	3,432	1,768	1,663
TOTAL CURRENT LIABILITIES	9,007	22,039	(13,032)
NONCURRENT LIABILITIES			
Net Pension and OPEB Liability	-	-	-
Compensated Absences and Benefits	-	-	-
Notes Payable, Net of Current Portion	1,385	1,385	-
TOTAL NONCURRENT LIABILITIES	1,385	1,385	-
DEFERRED INFLOWS OF RESOURCES	-	-	-
TOTAL NET POSITION	134,000	144,724	(10,724)

**Pierce County Housing Authority
Statement of Revenues, Expenses and Changes
February 2024 and February 2023**

	TOTAL HIDDEN VILLAGE - MONTH			TOTAL HIDDEN VILLAGE - YTD		
	February 2024	February 2023	Variance	February 2024	February 2023	Variance
OPERATING REVENUES						
Rental Income	14,656	14,413	(243)	31,613	28,727	2,886
Other Tenant Revenue	2,315	1,794	(522)	4,137	3,544	594
HUD Subsidy	5,909	2,237	(3,672)	9,052	4,273	4,779
LIPH Operating Grant	-	-	-	-	-	-
Other Government Grants	-	-	-	-	-	-
FSS Subsidy	-	-	-	-	-	-
Admin Subsidy	-	-	-	-	-	-
TOTAL OPERATING REVENUES	22,880	18,444	(4,437)	44,802	36,544	8,259
OPERATING EXPENSES						
Central Administration	6,774	6,638	(136)	12,828	11,126	1,702
Utilities	3,022	1,989	(1,033)	7,548	3,131	4,417
Maintenance Costs	7,551	1,528	(6,022)	9,003	3,079	5,924
Wages & Benefits On Site	2,143	2,627	484	3,828	3,964	(136)
FSS Expense	-	-	-	-	-	-
Housing Assistance Payments	-	-	-	-	-	-
General-Taxes, Insurance	10	57	48	10	82	(72)
Independent Audit Costs	21	-	(21)	21	-	21
Vendor, Lender, Professional & Other Fees	-	18	18	-	42	(42)
TOTAL OPERATING EXPENSES	19,521	12,858	(6,663)	33,237	21,424	11,814
PROFIT (LOSS) AFTER OPERATING COSTS	3,359	5,586	2,226	11,565	15,120	(3,555)
NON OPERATING REVENUES (EXPENSES)						
Insurance Settlement/Other	-	-	-	-	-	-
Gain (Loss) on Disposition of Assets	-	-	-	-	-	-
Special Items	-	-	-	-	-	-
Investment/Interest Earnings	-	-	-	-	-	-
Depreciation	(5,523)	(5,630)	(107)	(11,046)	(11,260)	214
Interest Expense	-	-	-	-	-	-
NET OPERATING INCOME (NOI)	(2,163)	(44)	2,119	519	3,860	(3,341)
Capital Contributions	-	-	-	-	-	-
Operating Transfers In/Out	-	-	-	-	-	-
Section 8 Cares Act	-	-	-	-	-	-
Sectoin 8 Cares Act Expenses	-	-	-	-	-	-
LIPH Cares Act Funds	-	-	-	-	-	-
LIPH Cares Act Expenses	-	-	-	-	-	-
Prior Period Adjustment	-	-	-	-	-	-
YTD CHANGE TO NET ASSETS	(2,163)	(44)	2,119	519	3,860	(3,341)
Beginning Net Position	136,164	144,768	(12,843)	136,164	144,768	(12,843)
ENDING NET POSITION	134,000	144,724	(10,724)	136,683	148,628	(16,183)

Pierce County Housing Authority
Statement of Net Position
February 2024 and February 2023

LAKWOOD VILLAGE	February 2024	February 2023	Variance
CURRENT ASSETS			
Cash and Cash Equivalents	684,888	722,043	(37,155)
Cash Restricted	253,962	121,570	132,392
Tenant Security Deposits	94,529	67,344	27,185
Accounts Receivable, net	161,754	104,604	57,151
Accounts Receivable, HUD	(35,722)	(11,666)	(24,056)
Other Current Assets	37,236	89,196	(51,960)
Due from intercompany	-	-	-
TOTAL CURRENT ASSETS	1,196,646	1,093,090	103,556
NON CURRENT ASSETS			
Cash Restricted-FSS Escrow	-	-	-
Capital Assets, net	3,684,454	3,958,168	(273,714)
Other Non Current Assets	-	-	-
Investment - Equity Interest	-	-	-
TOTAL NON CURRENT ASSETS	3,684,454	3,958,168	(273,714)
TOTAL ASSETS	4,881,100	5,051,258	(170,158)
DEFERRED OUTFLOW OF RESOURCES	-	-	-
CURRENT LIABILITIES			
Accounts Payable	9,039	16,744	(7,705)
Accrued Payroll	(368)	6,982	(7,350)
Compensated Absences and Benefits	4,055	1,643	2,412
Security Deposits	99,288	78,094	21,194
Accrued Interest Payable	18,983	18,983	-
Notes Payable - Current Portion	77,725	73,457	4,267
Funds held for FSS	-	-	-
Other Liabilities	9,381	9,381	-
Due to Intercompany	(5,314)	56,213	(61,527)
Unearned Revenue	20,769	38,146	(17,378)
TOTAL CURRENT LIABILITIES	233,557	299,643	(66,087)
NONCURRENT LIABILITIES			
Net Pension and OPEB Liability	-	-	-
Compensated Absences and Benefits	597	242	355
Notes Payable, Net of Current Portion	3,850,292	3,943,128	(92,836)
TOTAL NONCURRENT LIABILITIES	3,850,890	3,943,370	(92,480)
DEFERRED INFLOWS OF RESOURCES	-	-	-
TOTAL NET POSITION	796,654	808,244	(11,590)

**Pierce County Housing Authority
Statement of Revenues, Expenses and Changes
February 2024 and February 2023**

	TOTAL LAKEWOOD VILLAGE - MONTH			TOTAL LAKEWOOD VILLAGE - YTD		
	February 2024	February 2023	Variance	February 2024	February 2023	Variance
OPERATING REVENUES						
Rental Income	91,179	81,566	(9,613)	181,979	164,179	17,800
Other Tenant Revenue	18,543	19,649	1,106	36,405	39,157	(2,753)
HUD Subsidy	55,415	46,649	(8,766)	110,314	94,960	15,354
LIPH Operating Grant	-	-	-	-	-	-
Other Government Grants	-	-	-	-	-	-
FSS Subsidy	-	-	-	-	-	-
Admin Subsidy	-	-	-	-	-	-
TOTAL OPERATING REVENUES	165,137	147,864	(17,273)	328,697	298,296	30,401
OPERATING EXPENSES						
Central Administration	35,593	38,532	2,939	67,577	62,329	5,248
Utilities	15,767	26,919	11,152	38,800	26,943	11,858
Maintenance Costs	21,820	11,282	(10,538)	54,317	19,175	35,142
Wages & Benefits On Site	29,628	15,400	(14,228)	48,450	34,344	14,106
FSS Expense	-	-	-	-	-	-
Housing Assistance Payments	-	-	-	-	-	-
General-Taxes, Insurance	-	-	-	3	-	3
Independent Audit Costs	115	-	(115)	115	-	115
Vendor, Lender, Professional & Other Fees	1,292	68	(1,224)	1,292	172	1,120
TOTAL OPERATING EXPENSES	104,214	92,200	(12,014)	210,554	142,962	67,592
PROFIT (LOSS) AFTER OPERATING COSTS	60,923	55,664	(5,259)	118,144	155,334	(37,190)
NON OPERATING REVENUES (EXPENSES)						
Insurance Settlement/Other	-	-	-	-	-	-
Gain (Loss) on Disposition of Assets	-	-	-	-	(17)	17
Special Items	-	-	-	-	-	-
Investment/Interest Earnings	68	-	(68)	135	4	131
Depreciation	(24,090)	(25,114)	(1,025)	(48,347)	(50,572)	2,225
Interest Expense	(18,533)	(18,949)	(416)	(37,102)	(37,932)	830
NET OPERATING INCOME (NOI)	18,368	11,600	(6,768)	32,830	66,817	(33,987)
Capital Contributions	-	-	-	-	-	-
Operating Transfers In(Out)	-	-	-	-	-	-
Section 8 Cares Act	-	-	-	-	-	-
Sectoin 8 Cares Act Expenses	-	-	-	-	-	-
LIPH Cares Act Funds	-	-	-	-	-	-
LIPH Cares Act Expenses	-	-	-	-	-	-
Prior Period Adjustment	-	-	-	-	-	-
YTD CHANGE TO NET ASSETS	18,368	11,600	(6,768)	32,830	66,817	(33,987)
Beginning Net Position	819,022	819,845	(4,823)	815,022	819,845	(4,823)
ENDING NET POSITION	796,654	831,445	(11,590)	847,852	886,662	(38,810)

**Pierce County Housing Authority
Statement of Net Position
February 2024 and February 2023**

MONTGROVE	February 2024	February 2023	Variance
CURRENT ASSETS			
Cash and Cash Equivalents	214,592	172,633	41,959
Cash Restricted	-	-	-
Tenant Security Deposits	5,112	3,712	1,400
Accounts Receivable, net	5,071	(3,975)	9,046
Accounts Receivable, HUD	(27,050)	9,552	(36,602)
Other Current Assets	(1,157)	57	(1,214)
Due from intercompany	-	-	-
TOTAL CURRENT ASSETS	196,568	181,979	14,589
NON CURRENT ASSETS			
Cash Restricted-FSS Escrow	-	-	-
Capital Assets, net	217,937	246,087	(28,150)
Other Non Current Assets	-	-	-
Investment - Equity Interest	-	-	-
TOTAL NON CURRENT ASSETS	217,937	246,087	(28,150)
TOTAL ASSETS	414,505	428,065	(13,560)
DEFERRED OUTFLOW OF RESOURCES	-	-	-
CURRENT LIABILITIES			
Accounts Payable	(1,833)	6,945	(8,778)
Accrued Payroll	-	-	-
Compensated Absences and Benefits	-	-	-
Security Deposits	7,257	3,712	3,545
Accrued Interest Payable	-	-	-
Notes Payable - Current Portion	-	-	-
Funds held for FSS	-	-	-
Other Liabilities	1,045	1,045	-
Due to Intercompany	(247)	9,003	(9,250)
Unearned Revenue	8,317	6,804	1,513
TOTAL CURRENT LIABILITIES	14,539	27,509	(12,969)
NONCURRENT LIABILITIES			
Net Pension and OPEB Liability	-	-	-
Compensated Absences and Benefits	-	-	-
Notes Payable, Net of Current Portion	66,385	66,385	-
TOTAL NONCURRENT LIABILITIES	66,385	66,385	-
DEFERRED INFLOWS OF RESOURCES	-	-	-
TOTAL NET POSITION	333,581	334,172	(591)

**Pierce County Housing Authority
Statement of Revenues, Expenses and Changes
February 2024 and February 2023**

	TOTAL MONTGROVE - MONTH			TOTAL MONTGROVE - YTD		
	February 2024	February 2023	Variance	February 2024	February 2023	Variance
OPERATING REVENUES						
Rental Income	6,228	6,241	13	12,224	12,079	145
Other Tenant Revenue	0	0	(0)	100	0	100
HUD Subsidy	10,324	11,709	1,385	20,428	23,821	(3,393)
LIPH Operating Grant	-	-	-	-	-	-
Other Government Grants	-	-	-	-	-	-
FSS Subsidy	-	-	-	-	-	-
Admin Subsidy	-	-	-	-	-	-
TOTAL OPERATING REVENUES	16,552	17,950	1,398	32,752	35,900	(3,148)
OPERATING EXPENSES						
Central Administration	6,950	6,852	(98)	13,221	11,398	1,824
Utilities	3,654	4,905	1,251	6,936	4,905	2,031
Maintenance Costs	2,151	4,213	2,062	3,170	5,294	(2,124)
Wages & Benefits On Site	2,693	3,945	1,252	3,138	4,519	(1,382)
FSS Expense	-	-	-	-	-	-
Housing Assistance Payments	-	-	-	-	-	-
General-Taxes, Insurance	36	91	54	36	94	(58)
Independent Audit Costs	21	-	(21)	21	-	21
Vendor, Lender, Professional & Other Fees	-	13	13	-	29	(29)
TOTAL OPERATING EXPENSES	15,505	20,019	4,514	26,522	26,240	282
PROFIT (LOSS) AFTER OPERATING COSTS	1,048	(2,069)	(3,116)	6,230	9,660	(3,430)
NON OPERATING REVENUES (EXPENSES)						
Insurance Settlement/Other	-	-	-	-	-	-
Gain (Loss) on Disposition of Assets	-	-	-	-	-	-
Special Items	-	-	-	-	-	-
Investment/Interest Earnings	-	-	-	-	-	-
Depreciation	(2,346)	(2,346)	0	(4,692)	(4,707)	15
Interest Expense	-	-	-	-	-	-
NET OPERATING INCOME (NOI)	(1,298)	(4,415)	(3,116)	1,538	4,954	(3,415)
Capital Contributions	-	-	-	-	-	-
Operating Transfers In/Out	-	-	-	-	-	-
Section 8 Cares Act	-	-	-	-	-	-
Sectoin 8 Cares Act Expenses	-	-	-	-	-	-
LIPH Cares Act Funds	-	-	-	-	-	-
LIPH Cares Act Expenses	-	-	-	-	-	-
Prior Period Adjustment	-	-	-	-	-	-
YTD CHANGE TO NET ASSETS	(1,298)	(4,415)	(3,116)	1,538	4,954	(3,415)
Beginning Net Position	334,879	338,586	2,525	334,879	338,586	2,525
ENDING NET POSITION	333,581	334,172	(591)	336,417	343,540	(890)

**Pierce County Housing Authority
Statement of Net Position
February 2024 and February 2023**

OAKLEAF	February 2024	February 2023	Variance
CURRENT ASSETS			
Cash and Cash Equivalents	115,368	98,486	16,881
Cash Restricted	-	-	-
Tenant Security Deposits	13,438	5,306	8,132
Accounts Receivable, net	26,824	11,634	15,189
Accounts Receivable, HUD	(770)	(361)	(409)
Other Current Assets	(1,003)	87	(1,091)
Due from intercompany	-	-	-
TOTAL CURRENT ASSETS	153,857	115,153	38,703
NON CURRENT ASSETS			
Cash Restricted-FSS Escrow	-	-	-
Capital Assets, net	144,305	45,869	98,436
Other Non Current Assets	-	-	-
Investment - Equity Interest	-	-	-
TOTAL NON CURRENT ASSETS	144,305	45,869	98,436
TOTAL ASSETS	298,162	161,022	137,140
DEFERRED OUTFLOW OF RESOURCES	-	-	-
CURRENT LIABILITIES			
Accounts Payable	4,307	5,508	(1,201)
Accrued Payroll	-	-	-
Compensated Absences and Benefits	-	-	-
Security Deposits	11,621	5,983	5,638
Accrued Interest Payable	-	-	-
Notes Payable - Current Portion	-	-	-
Funds held for FSS	-	-	-
Other Liabilities	51	51	-
Due to Intercompany	(308)	7,636	(7,944)
Unearned Revenue	3,557	3,024	533
TOTAL CURRENT LIABILITIES	19,228	22,202	(2,974)
NONCURRENT LIABILITIES			
Net Pension and OPEB Liability	-	-	-
Compensated Absences and Benefits	-	-	-
Notes Payable, Net of Current Portion	1,200	1,200	-
TOTAL NONCURRENT LIABILITIES	1,200	1,200	-
DEFERRED INFLOWS OF RESOURCES	-	-	-
TOTAL NET POSITION	277,733	137,620	140,114

**Pierce County Housing Authority
Statement of Revenues, Expenses and Changes
February 2024 and February 2023**

	TOTAL OAKLEAF - MONTH			TOTAL OAKLEAF - YTD		
	February 2024	February 2023	Variance	February 2024	February 2023	Variance
OPERATING REVENUES						
Rental Income	15,279	10,302	(4,977)	28,558	21,087	7,471
Other Tenant Revenue	2,611	2,024	(587)	4,616	4,207	409
HUD Subsidy	1,892	1,278	(614)	3,784	2,556	1,228
LIPH Operating Grant	-	-	-	-	-	-
Other Government Grants	70,003	-	(70,003)	70,003	-	70,003
FSS Subsidy	-	-	-	-	-	-
Admin Subsidy	-	-	-	-	-	-
TOTAL OPERATING REVENUES	89,785	13,604	(76,181)	106,961	27,850	79,111
OPERATING EXPENSES						
Central Administration	6,174	6,266	92	11,755	10,538	1,217
Utilities	5,465	4,291	(1,175)	9,968	4,291	5,677
Maintenance Costs	4,730	2,816	(1,914)	17,308	3,492	13,816
Wages & Benefits On Site	3,671	2,294	(1,377)	4,170	2,588	1,582
FSS Expense	-	-	-	-	-	-
Housing Assistance Payments	-	-	-	-	-	-
General-Taxes, Insurance	-	14	14	-	14	(14)
Independent Audit Costs	21	-	(21)	21	-	21
Vendor, Lender, Professional & Other Fees	-	7	7	-	20	(20)
TOTAL OPERATING EXPENSES	20,061	15,688	(4,373)	43,222	20,943	22,279
PROFIT (LOSS) AFTER OPERATING COSTS	69,724	(2,084)	(71,808)	63,739	6,907	56,832
NON OPERATING REVENUES (EXPENSES)						
Insurance Settlement/Other	-	-	-	-	-	-
Gain (Loss) on Disposition of Assets	-	-	-	-	-	-
Special Items	-	-	-	-	-	-
Investment/Interest Earnings	-	-	-	-	-	-
Depreciation	(104)	(176)	(72)	(208)	(353)	145
Interest Expense	-	-	-	-	-	-
NET OPERATING INCOME (NOI)	69,620	(2,260)	(71,880)	63,531	6,554	56,977
Capital Contributions	-	-	-	-	-	-
Operating Transfers In/Out	-	-	-	-	-	-
Section 8 Cares Act	-	-	-	-	-	-
Sectoin 8 Cares Act Expenses	-	-	-	-	-	-
LIPH Cares Act Funds	-	-	-	-	-	-
LIPH Cares Act Expenses	-	-	-	-	-	-
Prior Period Adjustment	-	-	-	-	-	-
YTD CHANGE TO NET ASSETS	69,620	(2,260)	(71,880)	63,531	6,554	56,977
Beginning Net Position	208,113	139,880	211,994	208,113	139,880	211,994
ENDING NET POSITION	277,733	137,620	140,114	271,645	146,434	268,971

**Pierce County Housing Authority
Statement of Net Position
February 2024 and February 2023**

VILLAGE SQUARE	February 2024	February 2023	Variance
CURRENT ASSETS			
Cash and Cash Equivalents	(160,285)	(2,349)	(157,936)
Cash Restricted	-	-	-
Tenant Security Deposits	22,017	13,870	8,147
Accounts Receivable, net	32,976	15,312	17,664
Accounts Receivable, HUD	13,333	8,220	5,113
Other Current Assets	(1,466)	139	(1,605)
Due from intercompany	-	-	-
TOTAL CURRENT ASSETS	(93,426)	35,191	(128,617)
NON CURRENT ASSETS			
Cash Restricted-FSS Escrow	-	-	-
Capital Assets, net	451,161	377,554	73,607
Other Non Current Assets	-	-	-
Investment - Equity Interest	-	-	-
TOTAL NON CURRENT ASSETS	451,161	377,554	73,607
TOTAL ASSETS	357,735	412,745	(55,010)
DEFERRED OUTFLOW OF RESOURCES	-	-	-
CURRENT LIABILITIES			
Accounts Payable	10,284	10,038	246
Accrued Payroll	-	(685)	685
Compensated Absences and Benefits	391	333	58
Security Deposits	27,700	13,870	13,830
Accrued Interest Payable	-	-	-
Notes Payable - Current Portion	-	-	-
Funds held for FSS	-	-	-
Other Liabilities	578	578	-
Due to Intercompany	(413)	18,496	(18,909)
Unearned Revenue	10,692	2,555	8,137
TOTAL CURRENT LIABILITIES	49,232	45,184	4,048
NONCURRENT LIABILITIES			
Net Pension and OPEB Liability	-	-	-
Compensated Absences and Benefits	58	49	8
Notes Payable, Net of Current Portion	1,754	1,754	-
TOTAL NONCURRENT LIABILITIES	1,812	1,803	8
DEFERRED INFLOWS OF RESOURCES	-	-	-
TOTAL NET POSITION	306,691	365,758	(59,067)

**Pierce County Housing Authority
Statement of Revenues, Expenses and Changes
February 2024 and February 2023**

	TOTAL VILLAGE SQUARE - MONTH			TOTAL VILLAGE SQUARE - YTD		
	February 2024	February 2023	Variance	February 2024	February 2023	Variance
OPERATING REVENUES						
Rental Income	21,297	15,849	(5,448)	43,266	32,308	10,958
Other Tenant Revenue	4,176	2,672	(1,504)	7,439	5,596	1,843
HUD Subsidy	6,080	1,771	(4,309)	12,843	4,742	8,101
LIPH Operating Grant	-	-	-	-	-	-
Other Government Grants	-	-	-	-	-	-
FSS Subsidy	-	-	-	-	-	-
Admin Subsidy	-	-	-	-	-	-
TOTAL OPERATING REVENUES	31,553	20,292	(11,261)	63,548	42,646	20,901
OPERATING EXPENSES						
Central Administration	9,544	9,889	345	18,278	16,461	1,817
Utilities	5,433	4,646	(787)	9,541	6,162	3,379
Maintenance Costs	7,182	8,476	1,295	10,398	9,957	440
Wages & Benefits On Site	3,108	6,436	3,327	3,782	10,616	(6,834)
FSS Expense	-	-	-	-	-	-
Housing Assistance Payments	-	-	-	-	-	-
General-Taxes, Insurance	2	120	118	2	126	(124)
Independent Audit Costs	31	-	(31)	31	-	31
Vendor, Lender, Professional & Other Fees	-	7	7	-	25	(25)
TOTAL OPERATING EXPENSES	25,300	29,574	4,274	42,032	43,347	(1,315)
PROFIT (LOSS) AFTER OPERATING COSTS	6,252	(9,283)	(15,535)	21,515	(701)	22,216
NON OPERATING REVENUES (EXPENSES)						
Insurance Settlement/Other	-	-	-	-	-	-
Gain (Loss) on Disposition of Assets	-	-	-	-	-	-
Special Items	-	-	-	-	-	-
Investment/Interest Earnings	-	-	-	-	-	-
Depreciation	(2,657)	(2,801)	(144)	(5,314)	(5,636)	322
Interest Expense	-	-	-	-	-	-
NET OPERATING INCOME (NOI)	3,596	(12,084)	(15,679)	16,202	(6,337)	22,538
Capital Contributions	-	-	-	-	-	-
Operating Transfers In/Out	-	-	-	-	-	-
Section 8 Cares Act	-	-	-	-	-	-
Sectoin 8 Cares Act Expenses	-	-	-	-	-	-
LIPH Cares Act Funds	-	-	-	-	-	-
LIPH Cares Act Expenses	-	-	-	-	-	-
Prior Period Adjustment	-	-	-	-	-	-
YTD CHANGE TO NET ASSETS	3,596	(12,084)	(15,679)	16,202	(6,337)	22,538
Beginning Net Position	303,095	377,841	(43,387)	339,659	452,859	113,200
ENDING NET POSITION	306,691	365,758	(59,067)	355,861	446,522	135,738



PIERCE COUNTY HOUSING AUTHORITY

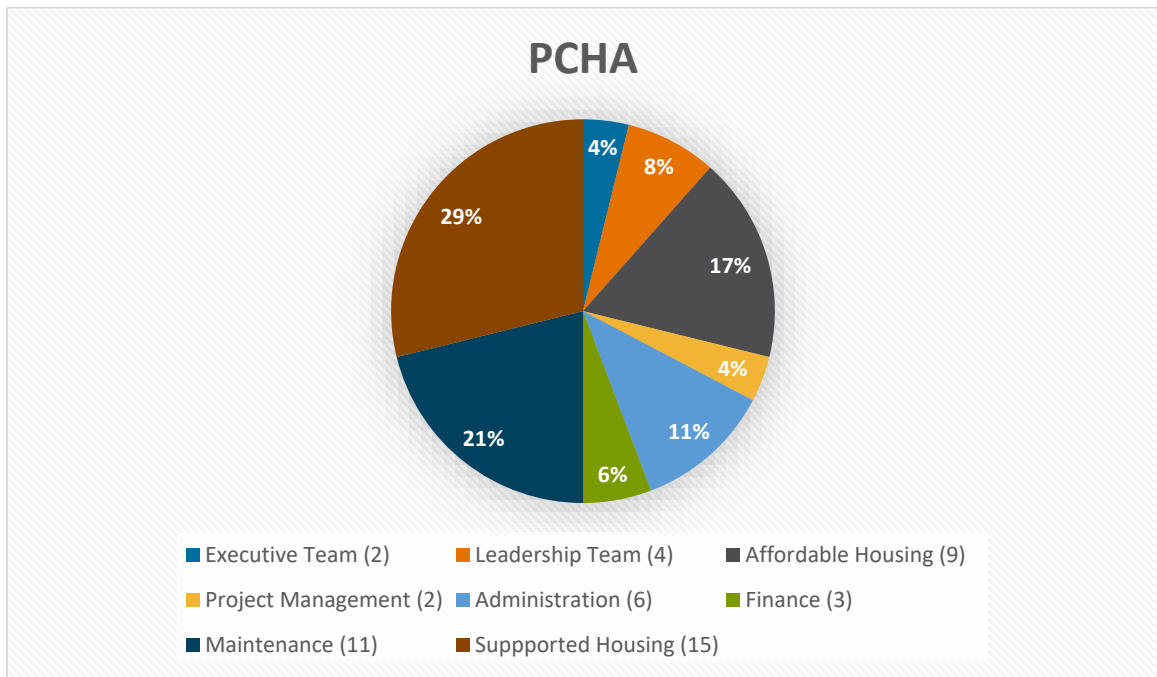
603 South Polk Street, Tacoma, WA 98444 | 253-620-5400 | www.PCHAWA.org

HUMAN RESOURCES REPORT

Ney Calhoun, HR Manager

I. MARCH- HEAD COUNT

- FIFTY-TWO (52) TOTAL EMPLOYEES
- TOTAL EMPLOYEES BY DEPARTMENT



II. FEBRUARY- EMPLOYEE RECRUITMENT

➤ NEW HIRES

Job Title	Department	Hire Date
Executive Assistant	Administration	03/25/2024

➤ TURNOVER

✓ INVOLUNTARY

Job Title	Department	Hire Date	Separation Date
None			

✓ VOLUNTARY

Job Title	Department	Hire Date	Separation Date
None			



➤ **RETENTION**

✓ **INTERNAL PROMOTIONS**

<u>Previous Job Title/ Department</u>	<u>New Job Title/ Department</u>	<u>Hire Date</u>	<u>New Position Date</u>
None			

➤ **VACANCIES**

<u>Job Title</u>	<u>Department</u>
Accounting Specialist	Finance
Accounting Specialist	Finance
Housing Coordinator	Supported Housing
Apprentice Housing Specialist	Supported Housing
FSS Coordinator	Supported Housing
HCV Manager	Supported Housing

III. MARCH- HR ACCOMPLISHMENTS

- Updated Change to Personnel/ Payroll Record (CTPR) form to streamline any adjustment made to an employee's salary or benefits.
- Created Employee Exit Interview Survey Form to collect information from employees who have willingly left their current position voluntarily. Exit Surveys will be utilized moving forward to improve employee retention and satisfaction.
- Worked with Department Heads and proxies to train on a learning management platform where Employees can take trainings for professional development in compliance with Agency and Department goals and objectives.
- Management has begun to utilize newly created Performance Evaluation Forms allowing HR to track reviews performed in compliance with CBA requirements.

IV. LOOKING AHEAD: HR GOALS

- To onboard a human resources information system (HRIS) to help manage and automate core HR process, improve workforce productivity, and provide PCHA with metrics to make data-driven decisions while reducing reliance on paper documents.
- To develop and implement an updated PCHA employee policy manual increasing compliance with local, state, and federal law(s) pertinent to the Agency.
- To continue to staff up and fill vacancies for PCHA in order to meet Agency and Department goals and objectives.



PIERCE COUNTY HOUSING AUTHORITY

603 South Polk Street, Tacoma, WA 98444 | 253-620-5400 | www.PCHAWA.org

MAINTENANCE REPORT

Director Victor Lovelace

STAFF PROJECTS

- I. Brookridge (69 units)
 - a. 7346-D was completed to make ready status.
 - b. About 7 work orders were completed this month.

- II. Chateau Rainer (248 units)
 - a. E108, K201, N202, P207 and Q108 were completed to make ready status.
 - b. About 32 work orders were completed this month.

- III. Demark (136 units)
 - a. C103 was completed to make ready status.
 - b. About 12 work orders were completed this month.
 - c. To add to curb appeal all interior hallways received wall repairs and were painted. "D" building hallway received modest upgrades in the form of new led light fixtures.

- IV. Lakewood Village (136 homes)
 - a. C206, G204, and G302 were completed to make ready status.
 - b. 35 work orders were completed this month
 - c. A large tree in front of the office was damaged by a semi-truck and had to be removed..

- V. Low Income Public Housing
 - a. PH55 was completed to make ready status which will include all new flooring.
 - b. 23 work orders were completed this month.

TRAINING AND DEVELOPMENT

This month's safety meeting will cover "Lockout/Tagout" which will outline how to control hazardous energy using methods and procedures to lock out and tag equipment and electricity during servicing and repair.



PIERCE COUNTY HOUSING AUTHORITY

603 South Polk Street, Tacoma, WA 98444 | 253-620-5400 | www.PCHAWA.org

PLANNING, POLICY, AND COMMUNITY ENGAGEMENT REPORT

Riley Guerrero, PPCE Manager

PROCUREMENT ACTIVITY AND MAJOR PROJECT UPDATES

Project Title	Project Code	Project Status	Est. Project Closeout
Chateau Rainier Gate	AH-22-01 LEGACY	Gate has been fully assembled. Backend Property Management work to inform residents and upload codes for full functioning ongoing, with expected launch date of April 1.	04/01/2024
Unit Restoration for OL23 & VS15	AH-23-01 & -02	Both units nearing completion. OL23 requires L&I inspection for electrical restoration. VS15 requires some continued restoration. Project to be billed to insurance.	05/31/2024
Flooring On-Call List	AH-24-01	Proposals under review.	05/01/2024
On Call Listings: Various	TBD	Meeting scheduled with Affordable Housing staff to determine priority listing for future AH solicitations.	Various
Warehouse Development RFP	DEV-24-01	First draft returned by consultant. Further edits forthcoming, with presentation of draft materials to Board likely for April meeting	TBD
Moving Services RFP	SEC18-24-01	Updating the Moving Services RFP originally solicited in 2023. Under Construction. Intended to be out for proposals on or before 4/15/2024.	6/30/2024
PBV RFP	SH-24-02	Under Construction.	6/30/2024

POLICY AND PROCEDURE REVISIONS AND IMPLEMENTATIONS

- Administrative Plan – HOTMA Changes
 - Working with Deputy Executive Director Meade and SHP Staff to ensure compliance with the HOTMA changes to be implemented by 12/31/2024.
 - Changes to be brought before the Board as written.
- PCHA Rent-Owed Offset Tenant Support “ROOTS” Program
 - Designed to assist unsubsidized PCHA Affordable Housing tenants at or below 55% AMI with income-appropriate rent concessions
 - Draft policy research and proposal has been reviewed by Affordable Housing staff and PPCE manager has received comments. Full policy research and policy will come before the Board for approval in April meeting
- Deposit & Rental Incurrence Voucher Enhancement (DRIVE) Policy
 - From funding approved by the Board in Resolution 1932: to Change the PCHA Administrative Plan to Allocate \$50,000 Of Administrative Fee to Be Utilized In Accordance with PIH Notice 2022-18 on 30 August 2024
 - Initial policy document submitted to DED Meade in December 2023, revisions submitted January 17, 2024 along with promotional materials
 - Restricted to households under 30% AMI households who are under Abatement, with priority for either (A) disabled households and/or (B) households on a fixed income
 - Has helped 4 households attain or retain housing to date
 - 25 total awards expected.
- Working with Director of Maintenance on Maintenance Procedures



- Anticipated work with HR Manager and Directors on PCHA Employee Handbook in coming months

GRANT ACTIVITY

- HUD Mobility Services
 - See DED Meade’s Report
- CDBG Lakewood Painting Projects
 - Final Closeout materials received from L&I, payments processing.
- Pierce County Homeless Prevention
 - Submitted Jan 5, 2024. Awaiting response.

MISSION, VISION, VALUES STATEMENT & LOGO REVISION

- Still in process of collecting responses from Staff. Preliminary report and logo proofs anticipated for the April meeting of the Board of Commissioners.

COMMUNITY ENGAGEMENT

	EVENT	Community Partners	Description	Date
COMPLETED	Tillicum Library Tabling	Pierce County Library	A community event to share resources with patrons of the Tillicum Library. Recurring first Friday of every month.	March 1, 2024
	SSHA3P Advisory Board Meeting	SSHA3P	Regional Housing Affordability Board for which PPCE manager serves as Chair. Recurring third Tuesday of every month	March 19, 2024
UPCOMING	Tillicum Library Tabling	Pierce County Library	A community event to share resources with patrons of the Tillicum Library. Recurring first Friday of every month.	April 5, 2024
	NAHRO DC Conference	NAHRO	NAHRO DC conference to contact legislators for our area at the federal level.	April 7-10, 2024
	Kiwanis Presentation	Kiwanis	Presentation to Commissioner Stewart’s Kiwanis Club about PCHA activities [may require reschedule]	April 9, 2024
	SSHA3P Advisory Board Meeting	SSHA3P	Regional Housing Affordability Board for which PPCE manager serves as Chair. Recurring third Tuesday of every month.	April 16, 2024
	PNRC NAHRO Conference	PNRC NAHRO	Pacific Northwest Regional Council gathering and training for PHA’s in Alaska, Idaho, Oregon and Washington. To be held in Anchorage, AL.	April 22-25, 2024
	May All-Staff and Fair Housing Training	N/A	All-Staff Gathering to train on Fair Housing, build team, and provide updates on staff work.	May 1, 2024
	Affordable Housing Week	Affordable Housing Consortium	Community Event hosted by AHC -T/PC to bring together leaders in the Affordable Housing field. PCHA is a sponsor for this event.	May 6-10, 2024
	Summer/Fall Resource Fair	TBD	A community event hosted by PCHA which would include other organizations providing access to resources for voucher-holders and their households.	TBD



ACQUISITION/DEVELOPMENT

- Pursuant to Resolution 1940: TO APPROVE THE SUBMISSION OF AN OFFER NOT TO EXCEED TEN MILLION DOLLARS (\$10,000,000.00) FOR THE PURCHASE OF THE HIDDEN FIRS APARTMENT COMMUNITY, so approved by the Board on Tuesday, March 12, 2024, PCHA is working with our real estate agent representative to submit a Purchase and Sale Agreement.
- PCHA is investigating a potential LIHTC- expiry acquisition deal that could have significant potential. More information to come at the April board meeting.
- Office space search ongoing.

OTHER NOTABLE ITEMS

- As shown in the Strategic Focus, there is possibility for major Faircloth upside dependent on HUD approval. PPCE Manager interfacing with THA staff and consultants to drill down into both possible strategies and implications. Full report to Executive Team about possible options including and beyond THA expected shortly. More information to come as available.
- Welcome to Darcy Erwin, the Executive Assistant who will be the Board's new Point of Contact and will be assembling these packets moving forward!



PROJECT MANAGEMENT REPORT

Director Sean McKenna

1. **Section 18 Disposition:** **information below includes anticipated activity between date this document was created (March 21) and date of January Board Meeting.*
 - a. Relocation Team starting to receive contact associated with mailed out General Information Notice to all remaining residents on Jan 22, describing next phases of relocation priorities:
 - i. Focusing on remaining AMP II units (seven units primarily in Gig Harbor and Bonney Lake) and remaining occupied duplex units (two).
 - ii. Lottery system of notification to remaining AMP I units
 - iii. Volunteers still processed in order of reply and Reasonable Accommodation requests still processed in good faith.
 - b. **43 of 124 units 'vacant'; 35% total: includes all units sold, pending sale and in preparation for sale.**
 - i. (15) units sold: **\$ 5,499,054 net proceeds.**
 - ii. (7) units pending sale with Habitat for Humanity.
 1. (2) Closing March 28, 2024.
 2. (3) Closing April 12, 2024
 3. (2) Closing May 2, 2024.
 4. Offers expected on (6) additional units before 4/10/24.
 - a. Septic work being completed entirely before offers received (see below).
 - iii. (21) units in sale preparation stages for RE Broker or Habitat:
 1. (2) units are part of duplex. The other side needs to vacate before sale.
 2. (1) unit needing significant septic repair before sale (PC Enviro review).
 3. (10) units in various stages of concentrated clean up before sale.
 4. (8) units in various states of sale preparation typical.
 - a. This includes six units that needed additional septic work done prior to Habitat making offers.
 - c. **Pending vacates:**
 - i. (3) additional vacated units expected by March 31, 2024.



(14) tenants currently assisted by Relocation team in active housing search with voucher in hand.

(18) households in process of information gathering prior to voucher issuance.

d. Contracts and Procurements:

- i. Average Septic Services costs \$3,156.
- ii. Average Moving services costs \$4,122. Still getting expensive.
- iii. Decontamination services RFP expected to be ready April, 2024.
 1. Average decontamination cost \$16,969.
 2. Revised projected total cost for testing and remediation: \$820,000.
 - a. Projected total cost based on PCHA testing all vacant units starting in February, with estimated remediation of 40 units.
 3. We may have the opportunity for an inter-local agreement with KCHA to 'piggy-back' onto their contract.

2. 108th St Parcels for Development:

- a. Tacoma Water Parcel:
 - i. Pierce County provided Tacoma Public Utilities with a disposition policy that met their requirements.
 - ii. TPU has provided Pierce County with a list of all parcels available for affordable housing, including the parcel PCHA wants.
 1. TPU does not want to separate out 'our' parcel for separate surplus process. Rather they want to package the entire list for processing.
 - iii. Pierce County is working on a resolution to accept all potential surplus parcels, including the one PCHA wants.
- b. Appraisals for adjoining parcels not owned by PCHA or TPU are expected in the first week of April.
 - i. These parcels, if combined with existing site, bring development site to four acres total. These would include four duplexes (each 6bd/5bath, 3,000sf.)
- c. Pre-development/Informational meeting with Pierce County expected mid-April.
 - i. Selected Architect currently revising 'fit test' to determine expected unit count, etc. Using feedback provided from Board retreat.



SUPPORTED HOUSING PROGRAMS REPORT

Deputy Executive Director Tamara Meade

INVITATION TO REGISTER FOR SPECIAL ADMINISTRATIVE FEES FOR HOUSING MOBILITY RELATED SERVICES

- On February 2, 2024, HUD published PIH Notice 2024-05, “Registration of interest for special administrative fees for development of a housing mobility-related services plan (HMRP) under PIH Notice 2023-07: Implementation of Federal Fiscal Year (FFY) 2023 Funding Provisions for the Housing Choice Voucher Program.” Your PHA has been determined eligible to submit a Registration of Interest for these newly available funds. We are the only PHA in Washington that was invited to apply for this and one of 114 PHA’s nationally. We did submit a registration of interest and waiting on HUD for an answer if and when we will receive this grant.

2 YEAR TOOL

- 2024 Funding details will be coming soon from HUD and the 2 Year Tool will be updated, in the meantime we are still aggressively leasing and maximizing our dollars to house more families. I have attached a HUD video for information purposes, it is about 15 minutes.
- **Video Explaining the HCV Funding Process.** As a reminder, this [short video explains the HCV Funding process](#).
- Please see attached current 2 Year Tool.

STAFFING

- HCV currently has 2 open positions:
HCV Manager- In process of second interviews
HCV Housing Coordinator- In process of second interviews.
- FSS Coordinator position has been filled and we have an anticipated start date of April 1, 2024.

FOLLOW UP -AUDIT SEASON

- HCV has spent most of February in audit preparation or being audited by agency’s we have contracts with. In March we received our written responses from both agencies either closing out the audit or requesting additional action.
 - On February 14th, WSP audited our files that we process background checks for eligibility, this is done every 3 years. They completed the audit and we had 1 comment regarding a staff member that hadn’t taken the training prior to them being on site. This was corrected and we are expecting a close-out letter no later than the beginning of March.- **PCHA received the close out letter on March 6, 2024**
 - HUD Field Office will be on site February 26th and February 27th auditing our SEMAP



self -assessment (Section Eight Management Assessment Program) for 2022. – **PCHA received a letter that HUD reduced our score by 5 points for not having maps of neighboring PHA’s de-concentration statistics in our briefing packets. This has been corrected and we have maps for Tacoma, King, and Thurston counties. The score reduction did not change our performance indicator.**

HCV Leasing and Spending Projection

				Utilization Report:		HCV Utilization Report November 2023				Print	TYT Guide	TYT Videos	
PHA Name	HA of Pierce County		PHA Number	WA054		Save	Access Additional Tools	Disclaimer					
ACC/Funding Information				Funding Proration/Offset Levels		Program Projection Variables				Leasing and Spending Outcomes: Current and Following Year Projections			
ACC	Current Year (2023)	Year 2 (2024)	Year 3 (2025)	HAP		Success Rate	67%	Annual Turnover Rate	6.5%	2023		2024	
Beginning ACC Vouchers	2,965	3,060	3,060	Year 2 (2024) Rebenchmark	112.6%			EOP Rate as of 1/31/2023 (199 TB.PB EOPs): 7.53%		UML % of ACC (UMA)	84.5%	90.7%	
Funding Components	Current Year (2023)	Year 2 (2024)	Year 3 (2025)	Year 3 (2025) Rebenchmark	100.0%	Time from Issuance to HAP Effective Date (Current: 2.17 months)				HAP Exp as % of All Funds	93.9%	96.8%	
Initial BA Funding (net offset)	\$34,429,151	\$38,517,420	\$40,418,160	Year 2 (2024) % 'Excess' Reserves Offset	100.0%	% leased in 30 days	39%	*Estimated 2024 PHA-Specific Inflation*		HAP Exp as % of Eligibility only	93.9%	102.3%	
Offset of HAP Reserves	\$0	\$0	\$0	Year 3 (2025) % 'Excess' Reserves Offset	0.0%	% leased in 30 to 60 days	29%	12.6%		End of Year Results			
Set Aside Funding	\$592,635			Administrative Fees		% leased in 60 to 90 days	15%			Projected 12/31 Total HAP Reserves	\$2,238,312	\$1,326,977	
New ACC Units Funding	\$1,408,739	\$989,405	\$268,029	Year 1 (2023)	97.0%	% leased in 90 to 120 days	10%			HAP Reserves as % of ABA (Start: 0.0%)	6.2%	3.4%	
Total ABA Funding Provided	\$36,430,525	\$39,506,825	\$40,686,190	Year 2 (2024)	92.0%	% leased in 120 to 150 days	7%			"Excess" Reserves Subject To Offset	\$0	\$0	
PHA Income	\$0	\$0								End of Year 3 Results (2025)			
Total Cash-Supported Prior Year-End Reserves	\$0	\$2,238,312	\$1,326,977	HUD-Held Reconciliation - 12/31/2022 Cash Sufficiency Check				(\$346,130)	-0.9%	Projected Total HAP Reserves ===== Reserves % BA			
				HUD-established CYE HHR	\$246,083	HUD-established CYE HHR							
Total Funding				HUD-Estimated Restricted Net Position	(\$152,883)	\$917,003	PHA-Held Cash 12/31/2022 (VMS)		Administrative Fees Analysis		See Detail	2023	2024
Total Funding Available	\$36,430,525	\$41,745,137	\$42,013,167	HUD-Reconciled	\$93,200	\$1,163,086	HUD-Reconciled (Cash Capped)		<= 7,200 UMLs (No Proration)	> 7,200 UMLs (No Proration)	Admin Fees Earned (PY: \$2,793,965)	\$2,617,474	\$2,738,827
				Lower of H17/117 (May Override)	\$0		Lower of H17/117 (May Override)	Reserve Adjustment due to PY VMS Changes.	\$108.71	\$101.49	Expense	\$2,513,955	\$383,667
				HUD-Reconciled RNP v PHA-Reported RNP						Expense %	96.0%	14.0%	
				HUD v. PHA difference: (\$9,650.00) or 0% of Eligibility	(\$143,233)	<-EOY VMS RNP ===== HUD-estimated RNP--> (\$152,883)		WA054 has a cost per UML of \$81.20 compared to its Earnings/UML & Size peer group of \$77.67 (a difference of 4.3%) and its state peer group (of all PHAs in the state) of \$63.54 (a difference of 21.7%).		No PHA			

HCV Leasing and Spending Projection

2023	UMAs	Actual UMLs	Actual HAP	Vouchers Issued/Projected to be Issued	Other Planned Additions/ Reductions	New Leasing from Issued Vouchers	Estimated Attrition	UMLs: Actual/Projected	HAP: Actual/Projected	PUC: Actual/Projected	Manual PUC Override	Year-to-Date UML %	Year-to-Date ABA Expended %	Monthly UML %	Monthly ABA Expended %
Jan-23	2,965	2,534	\$2,679,900					2,534	\$2,679,900	\$1,058		85.5%	88.3%	85.5%	88.3%
Feb-23	2,965	2,519	\$2,711,126					2,519	\$2,711,126	\$1,076		85.2%	88.8%	85.0%	89.3%
Mar-23	2,967	2,524	\$2,713,808					2,524	\$2,713,808	\$1,075		85.2%	89.0%	85.1%	89.4%
Apr-23	2,969	2,521	\$2,746,710					2,521	\$2,746,710	\$1,090		85.1%	89.4%	84.9%	90.5%
May-23	2,973	2,537	\$2,747,190					2,537	\$2,747,190	\$1,083		85.1%	89.6%	85.3%	90.5%
Jun-23	2,978	2,523	\$2,795,840					2,523	\$2,795,840	\$1,108		85.1%	90.0%	84.7%	92.1%
Jul-23	2,984	2,511	\$2,832,862					2,511	\$2,832,862	\$1,128		84.9%	90.5%	84.1%	93.3%
Aug-23	2,991	2,524	\$2,869,919					2,524	\$2,869,919	\$1,137		84.9%	91.0%	84.4%	94.5%
Sep-23	3,003	2,519	\$2,893,829					2,519	\$2,893,829	\$1,149		84.8%	91.5%	83.9%	95.3%
Oct-23	3,006	2,527	\$3,024,453					2,527	\$3,024,453	\$1,197		84.7%	92.3%	84.1%	99.6%
Nov-23	3,058	2,539	\$3,069,879					2,539	\$3,069,879	\$1,209		84.5%	93.1%	83.0%	101.1%
Dec-23	3,060	2,562	\$3,106,697					2,562	\$3,106,697	\$1,213		84.5%	93.9%	83.7%	102.3%
Total	35,919	30,340	\$34,192,213	0	0	0	0.0	30,340	\$34,192,213	\$1,127		84.5%	93.9%		
2024															
Jan-24	3,060	2,568	\$3,125,257					2,568	\$3,125,257	\$1,217		83.9%	94.9%	83.9%	94.9%
Feb-24	3,060	2,565	\$3,120,952					2,565	\$3,120,952	\$1,217		83.9%	94.9%	83.8%	94.8%
Mar-24	3,060	2,565	\$3,120,952	185				2,565	\$3,120,952	\$1,217		83.9%	94.8%	83.8%	94.8%
Apr-24	3,060	0	\$0	150	2	48	-13.9	2,601	\$3,119,135	\$1,199	\$1,199	84.1%	94.8%	85.0%	94.7%
May-24	3,060	0	\$0	150	1	75	-14.1	2,664	\$3,201,655	\$1,202	\$1,202	84.7%	95.3%	87.0%	97.2%
Jun-24	3,060	0	\$0	150	1	87	-14.4	2,737	\$3,298,352	\$1,205	\$1,205	85.5%	96.1%	89.5%	100.2%
Jul-24	3,060	0	\$0	150	2	96	-14.8	2,820	\$3,406,808	\$1,208	\$1,208	86.5%	97.2%	92.2%	103.5%
Aug-24	3,060	0	\$0	0	1	102	-15.3	2,908	\$3,521,807	\$1,211	\$1,211	87.5%	98.4%	95.0%	107.0%
Sep-24	3,060	0	\$0	0	1	61	-15.8	2,955	\$3,587,180	\$1,214	\$1,214	88.5%	99.6%	96.6%	109.0%
Oct-24	3,060	0	\$0	0	2	32	-16.0	2,973	\$3,621,112	\$1,218	\$1,218	89.4%	100.6%	97.2%	110.0%
Nov-24	3,060	0	\$0	0	10	17	-16.1	2,984	\$3,646,423	\$1,222	\$1,222	90.1%	101.5%	97.5%	110.8%
Dec-24	3,060	0	\$0	0	1	7	-16.2	2,976	\$3,648,529	\$1,226	\$1,226	90.7%	102.3%	97.3%	110.8%
Total	36,720	7,698	\$9,367,161	785	0	526	-136.5	33,316	\$40,418,160	\$1,213		90.7%	102.3%		

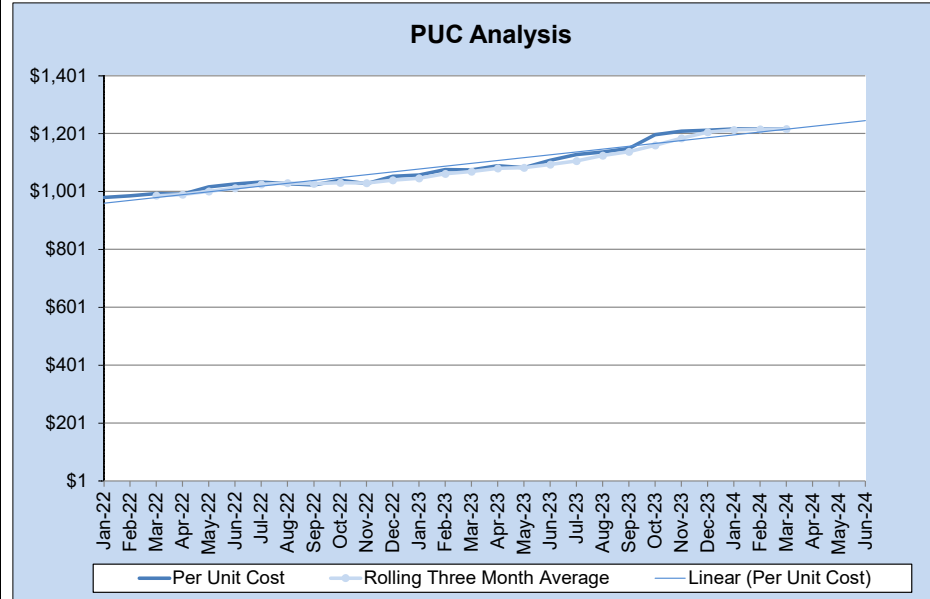
[Graphs](#)

FINANCIAL - Beginning Year: Cash & Investments (VMS) of \$917,003 compares to RNP (VMS) of \$-143,233. Current: VMS Cash & Investments of \$993,333 compares to VMS NRP plus UNP of \$3,221,252. SPVs: Additional SPV leasing should focus on the 83 unleased VASH vouchers and the 21 unleased NED vouchers. PBVs: Currently, the PHA reports 213 leased PBVs, for a leased PBV rate of 92%. Additional leasing should focus on the 19 unleased PBVs, for which the PHA is making vacancy payments on 0. Finally, the PHA reports 10 PBVs under AHAP.

[Comments \(Hover for VMS Comments\)](#)

HCV Leasing and Spending Projection

PUC Analysis						
Year	Month	ACTUAL Leased Units	Actual HAP	Per Unit Cost	Monthly Change	Rolling Three Month Average
2022	January	2,648	\$2,596,192	\$980.44		
2022	February	2,644	\$2,605,897	\$985.59		
2022	March	2,643	\$2,625,365	\$993.33	↗ 0.79%	\$986.45
2022	April	2,646	\$2,624,081	\$991.72	↘ -0.16%	\$990.21
2022	May	2,607	\$2,651,571	\$1,017.10	↗ 2.56%	\$1,000.71
2022	June	2,587	\$2,656,494	\$1,026.86	↗ 0.96%	\$1,011.89
2022	July	2,545	\$2,629,542	\$1,033.22	↗ 0.62%	\$1,025.73
2022	August	2,535	\$2,606,277	\$1,028.12	↘ -0.49%	\$1,029.40
2022	September	2,577	\$2,636,816	\$1,023.21	↘ -0.48%	\$1,028.18
2022	October	2,551	\$2,653,070	\$1,040.01	↗ 1.64%	\$1,030.45
2022	November	2,603	\$2,673,634	\$1,027.14	↘ -1.24%	\$1,030.12
2022	December	2,554	\$2,690,022	\$1,053.26	↗ 2.54%	\$1,040.14
2023	January	2,534	\$2,679,900	\$1,057.58	↗ 0.41%	\$1,045.99
2023	February	2,519	\$2,711,126	\$1,076.27	↗ 1.77%	\$1,062.37
2023	March	2,524	\$2,713,808	\$1,075.20	↘ -0.10%	\$1,069.68
2023	April	2,521	\$2,746,710	\$1,089.53	↗ 1.33%	\$1,080.33
2023	May	2,537	\$2,747,190	\$1,082.85	↘ -0.61%	\$1,082.53
2023	June	2,523	\$2,795,840	\$1,108.14	↗ 2.34%	\$1,093.51
2023	July	2,511	\$2,832,862	\$1,128.18	↗ 1.81%	\$1,106.39
2023	August	2,524	\$2,869,919	\$1,137.05	↗ 0.79%	\$1,124.46
2023	September	2,519	\$2,893,829	\$1,148.80	↗ 1.03%	\$1,138.01
2023	October	2,527	\$3,024,453	\$1,196.86	↗ 4.18%	\$1,160.90
2023	November	2,539	\$3,069,879	\$1,209.09	↗ 1.02%	\$1,184.92
2023	December	2,562	\$3,106,697	\$1,212.61	↗ 0.29%	\$1,206.18
2024	January	2,568	\$3,125,257	\$1,217.00	↗ 0.36%	\$1,212.90
2024	February	2,565	\$3,120,952	\$1,216.75	↘ -0.02%	\$1,215.45
2024	March	2,565	\$3,120,952	\$1,216.75	↗ 0.00%	\$1,216.83
2024	April					
2024	May					
2024	June					



Remove Abated Units from PUC Calculation

R-Squared, last 6 months | 75.3%

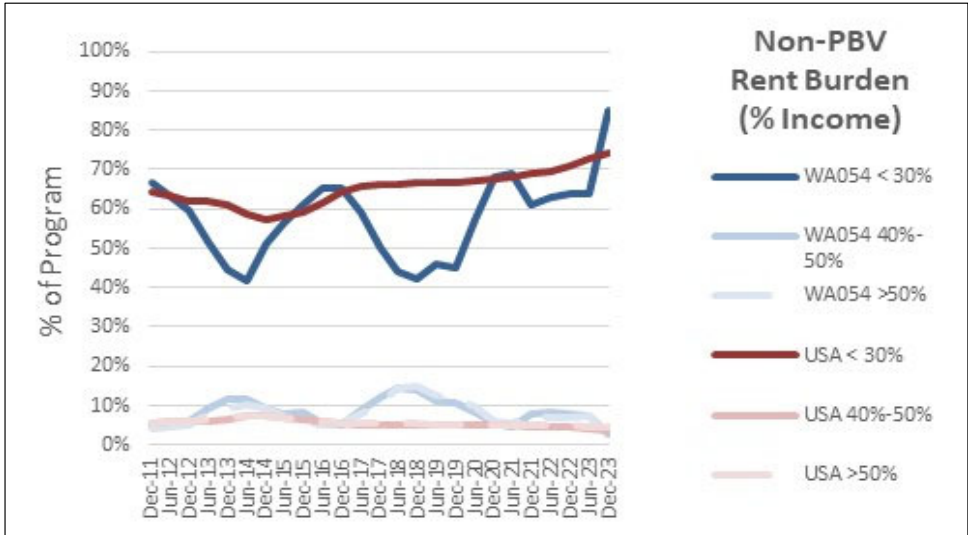
Choose PUC Method

Average Monthly Change

Material New Units at a Material New PUC?

HCV Leasing and Spending Projection

Subsidy Standard Peek	
Peer Group: Avg. Family Members	2-<2.25
PHA: Family Members/ Voucher Size	1.21
Peer: Family Members/ Voucher Size	1.19
% Difference	1.7%
PHA: Unit Size/ Voucher Size	1.11
Peer: Unit Size/ Voucher Size	1.15
% Difference	-3.0%



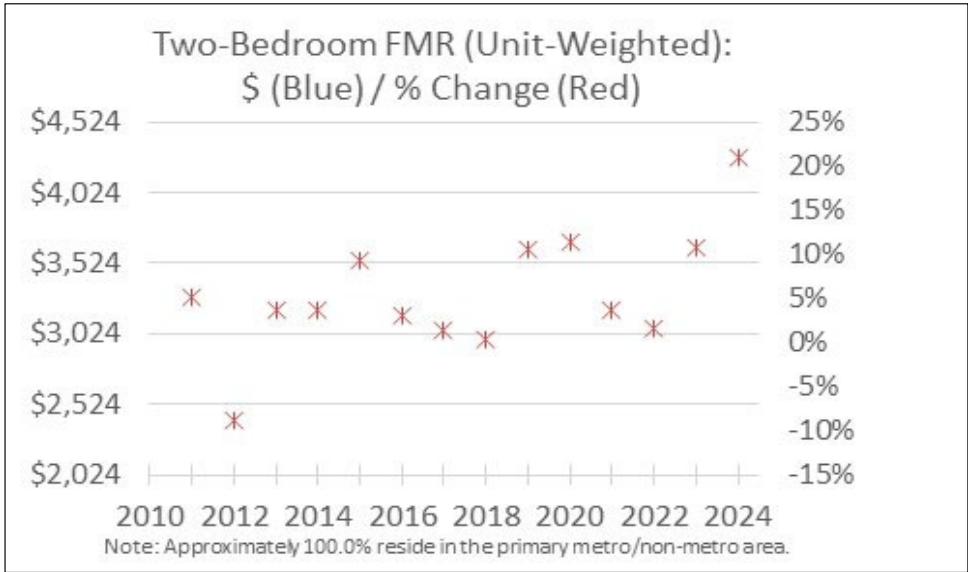
Count of Areas (i.e. Zip Code) in SAFMR	45
% of August 2023 UML - within SAFMR	89.0%
Count of Areas - SAFMR > FMR	22
% of August 2023 UML - SAFMR > FMR	34.5%

Open SAFMR Detail Analysis

Exception Payment Standard: SAFMR	PIH 2018-01
WA054 is not participating in SAFMRs.	

Regulatory Waivers: 120%/Immediate Implementation	PIH 2023-29
Waiver Applications: Immediate Implementation? No; 120% Vanilla? No; EPS SAFMRs? No; 120% Mandatory/Opt-In SAFMRs? No.	

Success Rate Payment Standard - Use 50th Percentile	CFR
--	---------------------

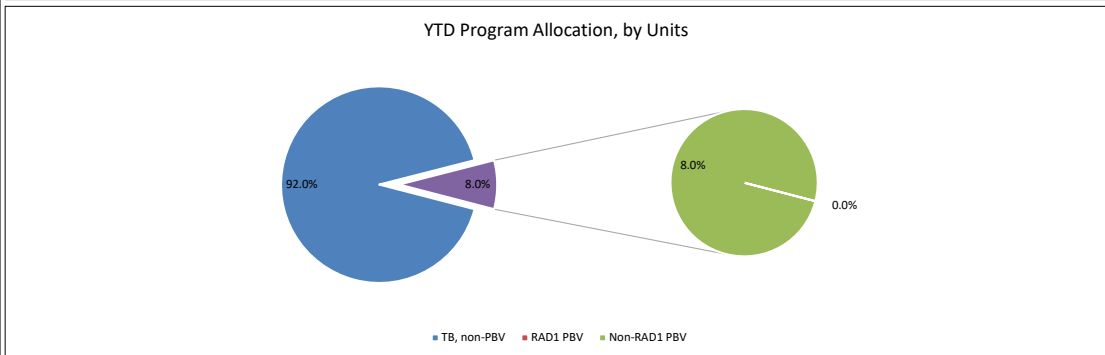
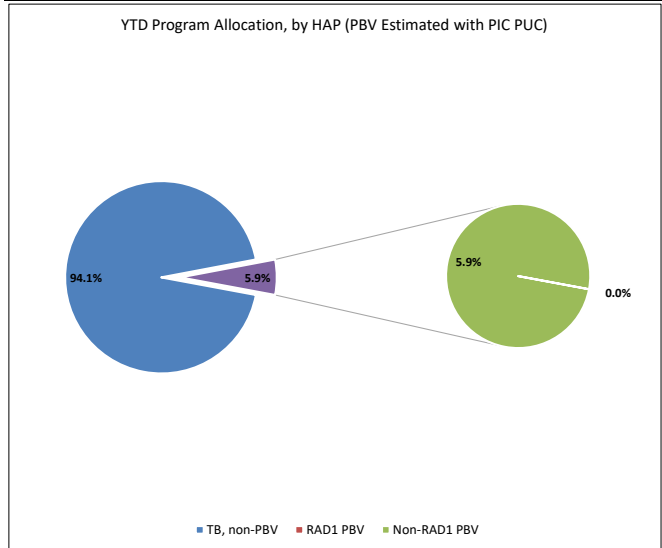
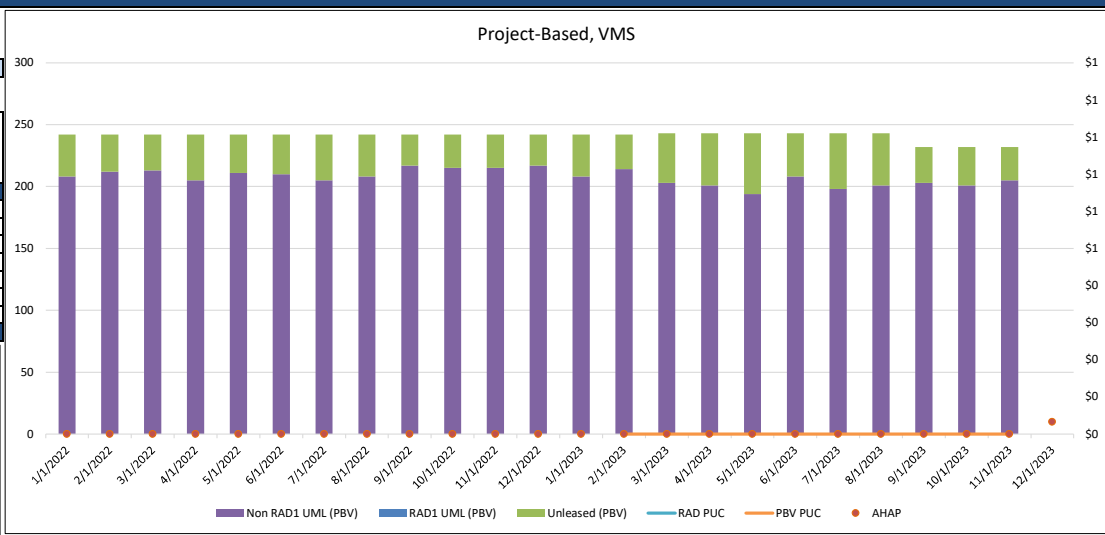


Quality Assurance Check		
Topic	TYT Input	QA Question
Success Rate (Cell K5)	67%	Have you obtained the actual PHA success rate, rather than use the default 70%? Please address in the checklist if you use the default success rate rather than obtaining a success rate from the PHA.
Time from Issuance to HAP Effective Date (Cells K8 -K12)	2.17	Have you obtained the actual time it takes from issuance to HAP effective date, rather than use the default 2.28 months? Please address in InfoPath if you use the default time from issuance to HAP.
PHA-Reported RNP v. HUD-estimated RNP	0.94	If the PHA-Reported RNP is materially more/less than FMC - have you determined why? Please address in the checklist.
End Of Participation Rate (Cell M5)	6.5%	Have you validated the auto-populated EOP rate with the PHA, i.e. checked in with them to see if the number is reasonable? Does it reflect PIC?
Per Unit Cost Used in Projection	See "PUC.RB Analysis" Tab	Have you determined that the last actual PUC is reasonable going forward (see "PUC Analysis" Tab)? Did you discuss with the PHA? If needed, have you used the Manual PUC Override (Column M)?
Utilization Performance: 2023 - Proj. Year End HAP Reserves %	6.2%	If 12/31 HAP Reserves show red (based on PHA size) and is positive, have you addressed leasing potential with the PHA? If the 12/31 HAP Reserves show red (based on PHA size) and is negative - it's '23 now but will I live to see '24? The ways things is going I don't know. #RIPCoolio. Please address in checklist.
Utilization Performance: 2024 - Proj. Year End HAP Reserves %	3.4%	Ideally, you and the PHA have discussed tentative leasing plans into Year 2. Is this reflected in an issuance scenario?
Vouchers on the Street	785	Have the most recent month's uncontracted vouchers on the street (in VMS) been entered in Column F - unless you have obtained from the PHA the ongoing number of vouchers actually issued for the last several months?
Issuance/Leasing Scenario	Has a projected leasing scenario been discussed with the PHA for the current year? For the following year? Is this displayed in the forecast in the form of future months issuances in Column F? Please discuss.	

Data Upload

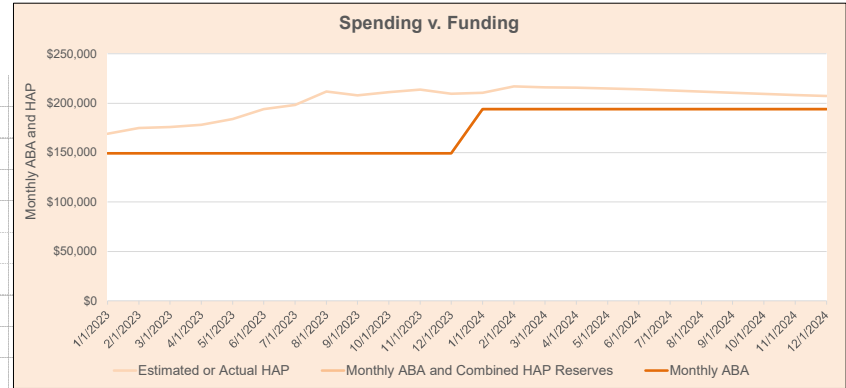
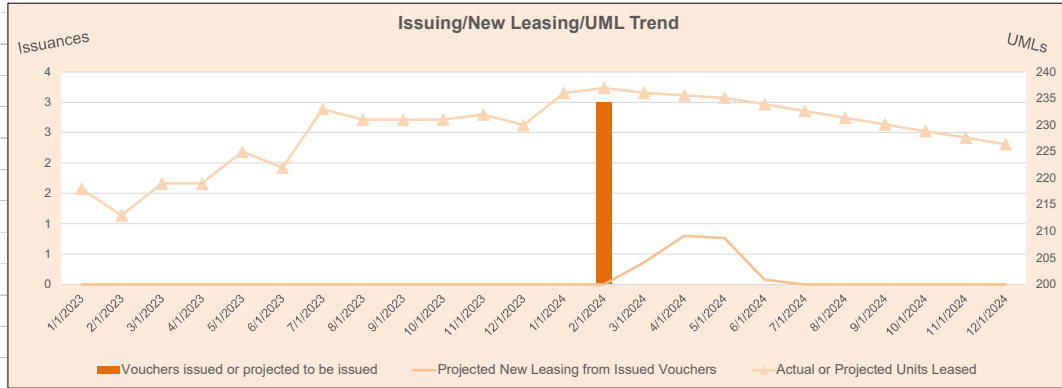
Project-Based Information

VMS Fields	CURRENT		
Number of PBV Under AHAP	10		
PBV Under HAP - Leased	213		
PBV Under HAP - Not Leased	19	8.2% Vacant PBV	
PBV Vacancy Payments			
PBV HAP			
RAD - Comp 1 UMLs		0	HAP Associated UMLs
RAD - Comp 1 HAP			
RAD - Comp 2 UMLs		0	
RAD - Comp 2 HAP		\$0	
VMS Data Analysis			
Leased PBV, but NO unleased PBV?			
More RAD leased than PBV leased (RAD is subset of PBV)?			
More RAD HAP than PBV HAP (RAD is subset of PBV)?			
Not reporting any RAD1, when RAD1 exists?			
Not reporting any RAD2, when RAD2 exists?			
Underreporting PBVs (leased and unleased) when RAD1/2 exists?			
Underreporting PBV Under HAP - Not Leased based on RAD underleased?			
PIC Data Analysis			



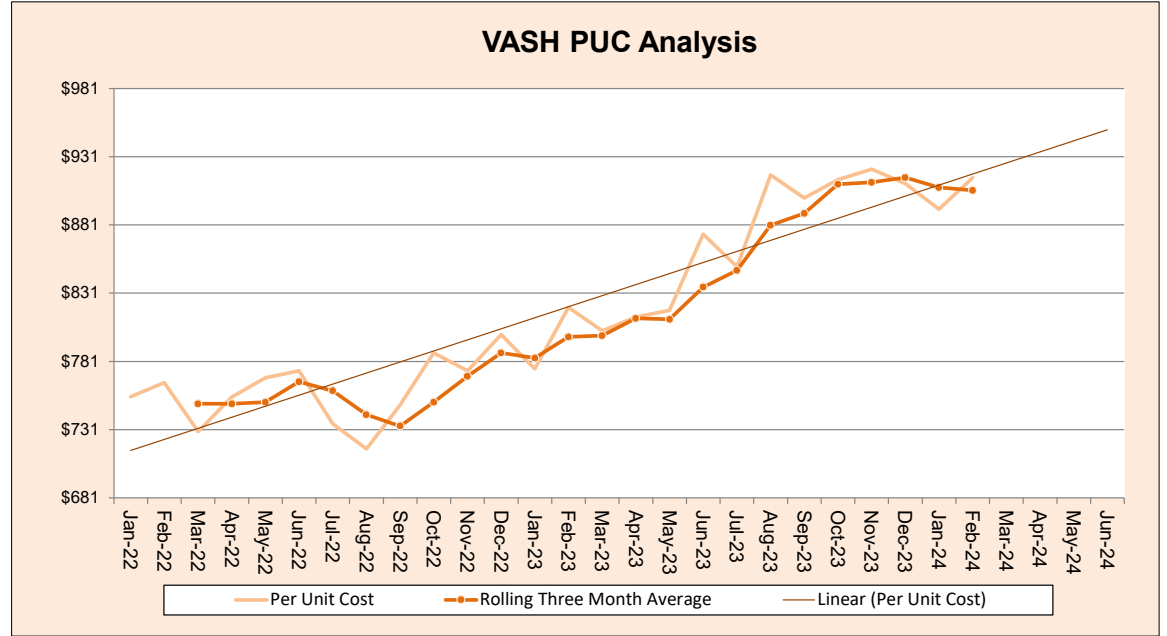
0 VASH HCV Leasing and Spending Projection

2023	UMAs	Actual UMLs	Actual HAP	Vouchers Issued/Projected To Be Issued	Other Planned Additions/ Reductions	New Leasing from Issued Vouchers	Estimated Attrition	UMLs: Actual/Projected	HAP: Actual/Projected	PUC: Actual/Projected	Manual PUC Override	Cumulative % Annual Leased	Cumulative % Eligibility Expended	Monthly UML %	Monthly ABA Expended %
Jan-23	269	218	\$169,055			0	-1.2	218	\$169,055	\$775		81.0%	113.3%	81.0%	113.3%
Feb-23	269	213	\$174,798			0	-1.2	213	\$174,798	\$821		80.1%	115.2%	79.2%	117.1%
Mar-23	269	219	\$175,939			0	-1.2	219	\$175,939	\$903		80.5%	116.1%	81.4%	117.9%
Apr-23	269	219	\$178,171			0	-1.2	219	\$178,171	\$814		80.8%	116.9%	81.4%	119.4%
May-23	269	225	\$184,128			0	-1.2	225	\$184,128	\$818		81.3%	118.2%	83.6%	123.4%
Jun-23	269	222	\$194,106			0	-1.2	222	\$194,106	\$874		81.5%	120.2%	82.5%	130.0%
Jul-23	269	233	\$198,111			0	-1.2	233	\$198,111	\$850		82.3%	122.0%	86.6%	132.7%
Aug-23	269	231	\$211,990			0	-1.3	231	\$211,990	\$918		82.7%	124.5%	85.9%	142.0%
Sep-23	269	231	\$208,071			0	-1.3	231	\$208,071	\$901		83.1%	126.1%	85.9%	139.4%
Oct-23	269	231	\$211,132			0	-1.3	231	\$211,132	\$914		83.3%	127.7%	85.9%	141.4%
Nov-23	319	232	\$213,870			0	-1.3	232	\$213,870	\$922		82.2%	129.1%	72.7%	143.3%
Dec-23	319	230	\$209,623			0	-1.3	230	\$209,623	\$911		81.3%	130.0%	72.1%	140.4%
Total	3,328	2,704	\$2,328,994	0	0	0	-14.6	2,704	\$2,328,994			81.3%	130.0%		
2024															
Jan-24	319	236	\$210,611			0	-1.2	236	\$210,611	\$892		74.0%	108.5%	74.0%	108.5%
Feb-24	319	237	\$216,961	3		0	-1.3	237	\$216,961	\$915		74.1%	110.2%	74.3%	111.8%
Mar-24	319	0	\$0			0	-1.3	236	\$216,117	\$915		74.1%	110.6%	74.0%	111.4%
Apr-24	319	0	\$0			1	-1.3	236	\$215,682	\$915		74.0%	110.7%	73.9%	111.1%
May-24	319	0	\$0			1	-1.3	235	\$215,213	\$915		74.0%	110.7%	73.7%	110.9%
Jun-24	319	0	\$0			0	-1.3	234	\$214,121	\$915		73.9%	110.7%	73.3%	110.3%
Jul-24	319	0	\$0			0	-1.3	233	\$212,961	\$915		73.7%	110.5%	72.9%	109.7%
Aug-24	319	0	\$0			0	-1.3	231	\$211,808	\$915		73.6%	110.4%	72.5%	109.1%
Sep-24	319	0	\$0			0	-1.3	230	\$210,661	\$915		73.4%	110.2%	72.1%	108.5%
Oct-24	319	0	\$0			0	-1.2	229	\$209,519	\$915		73.2%	109.9%	71.7%	108.0%
Nov-24	319	0	\$0			0	-1.2	228	\$208,385	\$915		73.1%	109.7%	71.4%	107.4%
Dec-24	319	0	\$0			0	-1.2	226	\$207,256	\$915		72.9%	109.5%	71.0%	106.8%
Total	3,828	473	\$427,572	3	0	2	-15.1	2,791	\$2,549,295			72.9%	109.5%		



HCV Leasing and Spending Projection

VASH PUC Analysis						
Year	Month	ACTUAL Leased Units	Actual HAP	Per Unit Cost	Monthly Change	Rolling Three Month Average
2022	J	192	\$144,990	\$755.16		
2022	F	186	\$142,357	\$765.36	↗ 1.35%	
2022	M	184	\$134,217	\$729.44	↘ -4.69%	\$749.99
2022	A	183	\$138,160	\$754.97	↗ 3.50%	\$749.92
2022	M	182	\$139,949	\$768.95	↗ 1.85%	\$751.12
2022	J	180	\$139,353	\$774.18	↗ 0.68%	\$766.04
2022	J	199	\$146,288	\$735.12	↘ -5.05%	\$759.42
2022	A	202	\$144,804	\$716.85	↘ -2.48%	\$742.05
2022	S	213	\$159,561	\$749.11	↗ 4.50%	\$733.69
2022	O	205	\$161,369	\$787.17	↗ 5.08%	\$751.04
2022	N	217	\$167,994	\$774.17	↘ -1.65%	\$770.15
2022	D	215	\$172,113	\$800.53	↗ 3.40%	\$787.29
2023	J	218	\$169,055	\$775.48	↘ -3.13%	\$783.39
2023	F	213	\$174,798	\$820.65	↗ 5.82%	\$798.89
2023	M	219	\$175,939	\$803.37	↘ -2.10%	\$799.83
2023	A	219	\$178,171	\$813.57	↗ 1.27%	\$812.53
2023	M	225	\$184,128	\$818.35	↗ 0.59%	\$811.76
2023	J	222	\$194,106	\$874.35	↗ 6.84%	\$835.42
2023	J	233	\$198,111	\$850.26	↘ -2.76%	\$847.65
2023	A	231	\$211,990	\$917.71	↗ 7.93%	\$880.77
2023	S	231	\$208,071	\$900.74	↘ -1.85%	\$889.57
2023	O	231	\$211,132	\$913.99	↗ 1.47%	\$910.81
2023	N	232	\$213,870	\$921.85	↗ 0.86%	\$912.20
2023	D	230	\$209,623	\$911.40	↘ -1.13%	\$915.75
2024	J	236	\$210,611	\$892.42	↘ -2.08%	\$908.56
2024	F	237	\$216,961	\$915.45	↗ 2.58%	\$906.42
2024	M					
2024	A					
2024	M					
2024	J					



Choose PUC Method	Last Actual (Default)
-------------------	-----------------------

HA of Pierce County HUD-VASH Leasing Schedule

What is this thing?

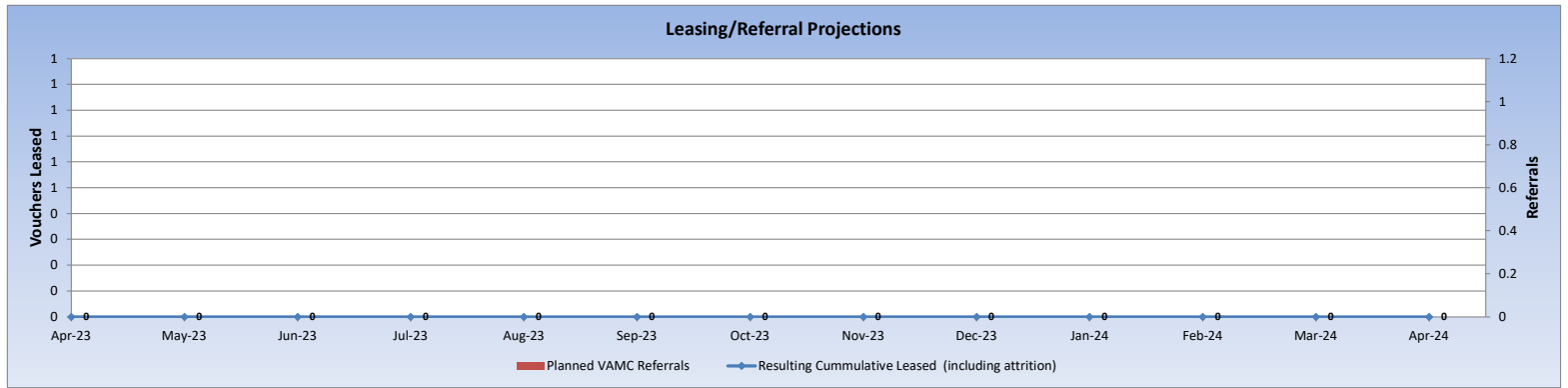
PHA	WA054
VAMC	

Allocations by Year		
Year	Allocation	% of Allocation
2008-2016 Awards	169	53.0%
2008-2016 PBV Awards	0	0.0%
2017 Awards	100	31.3%
2018 Awards	0	0.0%
2019 Awards	0	0.0%
2020 Awards	50	15.7%
2022 Awards	0	0.0%
2023 Awards	0	0.0%
Total	319	100.0%

Referrals/Leasing	
Current Number of Leased VASH Vouchers	No UMLs
Active and Searching Vouchers	
Percent Referrals that Result in Issued Vouchers	90%
Leasing Success Rate	67%
Attrition Rate	6.5%
Leasing Needed to Reach Full Leasing (Today)	#VALUE!
Leasing Needed to Reach Full Leasing (for next 12 months, includes attrition)	#VALUE!
# Referrals Needed over 12 months to Reach Full Leasing	
# Referrals Needed over 12 months to Reach 94% Leasing	

Time from Issuance to HAP	
Number of Days	Percent Leased
1 - 30	18%
31 - 60	40%
61 - 90	38%
91 - 120	4%
> 120	0%
Total	100%

Leasing Goal	94%
Units	300



Leasing Schedule															
Month	Apr-23	May-23	Jun-23	Jul-23	Aug-23	Sep-23	Oct-23	Nov-23	Dec-23	Jan-24	Feb-24	Mar-24	Apr-24	Total	
Planned VAMC Referrals	-													0	
Resulting Issuances	0	0	0	0	0	0	0	0	0	0	0	0	0	0	
Of this month's issuances, how many are PBVs?														0	
Resulting Leased	0.0	0.0	0.0	0.0	0.0	0.0	0.0	0.0	0.0	0.0	0.0	0.0	0.0	0	
Apr-23	0.0	0.0	0.0	0.0	0.0	0.0								0	
May-23		0.0	0.0	0.0	0.0	0.0	0.0							0	
Jun-23			0.0	0.0	0.0	0.0	0.0	0.0						0	
Jul-23				0.0	0.0	0.0	0.0	0.0	0.0					0	
Aug-23					0.0	0.0	0.0	0.0	0.0	0.0				0	
Sep-23						0.0	0.0	0.0	0.0	0.0	0.0			0	
Oct-23							0.0	0.0	0.0	0.0	0.0	0.0		0	
Nov-23								0.0	0.0	0.0	0.0	0.0	0.0	0	
Dec-23									0.0	0.0	0.0	0.0	0.0	0	
Jan-24										0.0	0.0	0.0	0.0	0	
Feb-24											0.0	0.0	0.0	0	
Mar-24												0.0	0.0	0	
Apr-24													0.0	0	
Resulting Cumulative Leased (including attrition)	No UMLs	#VALUE!	#VALUE!	#VALUE!	#VALUE!	#VALUE!	#VALUE!	#VALUE!	#VALUE!	#VALUE!	#VALUE!	#VALUE!	#VALUE!		
Percent of Program Allocation Increase/Decrease	-	#VALUE!	#VALUE!	#VALUE!	#VALUE!	#VALUE!	#VALUE!	#VALUE!	#VALUE!	#VALUE!	#VALUE!	#VALUE!	#VALUE!		
Overall Utilization Rate	#VALUE!	#VALUE!	#VALUE!	#VALUE!	#VALUE!	#VALUE!	#VALUE!	#VALUE!	#VALUE!	#VALUE!	#VALUE!	#VALUE!	#VALUE!		

Referrals - Actual v. Projected														Total
	Apr-23	May-23	Jun-23	Jul-23	Aug-23	Sep-23	Oct-23	Nov-23	Dec-23	Jan-24	Feb-24	Mar-24	Apr-24	
Projected	0	0	0	0	0	0	0	0	0	0	0	0	0	0
Actual														0
Difference	0	0	0	0	0	0	0	0	0	0	0	0	0	0

0 VASH HCV Leasing and Spending Projection

Utilization Report:

HCV Utilization Report November 2023

PHA Name	HA of Pierce County	PHA Number	WA054
----------	-------------------------------------	------------	-------

EHV ACC and Funding Information			
ACC	Current Year (2023)	Year 2 (2024)	Year 3 (2025)
Beginning ACC # Vouchers	62	62	62
Funding Components	Current Year (2023)	Year 2 (2024)	Year 3 (2025)
Budget Authority	\$438,073	\$928,286	\$916,965
12/31 RNP	-\$121,199	\$86,848	\$98,169
12/31 HHR	\$577,061		
Total BA	\$1,015,134	\$1,015,134	\$1,015,134

Remember, this program is not limited by budget authority (i.e. money) available. You should lease to your sunset-adjusted leasing cap.

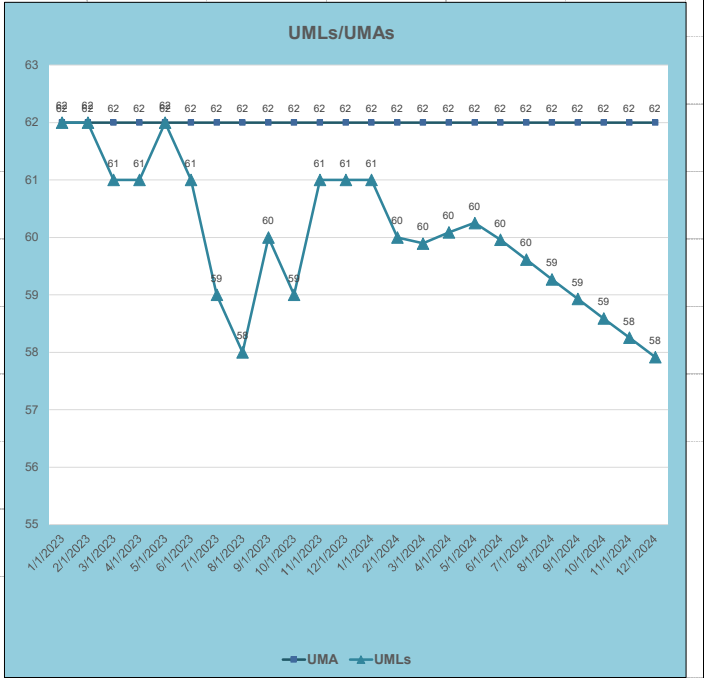
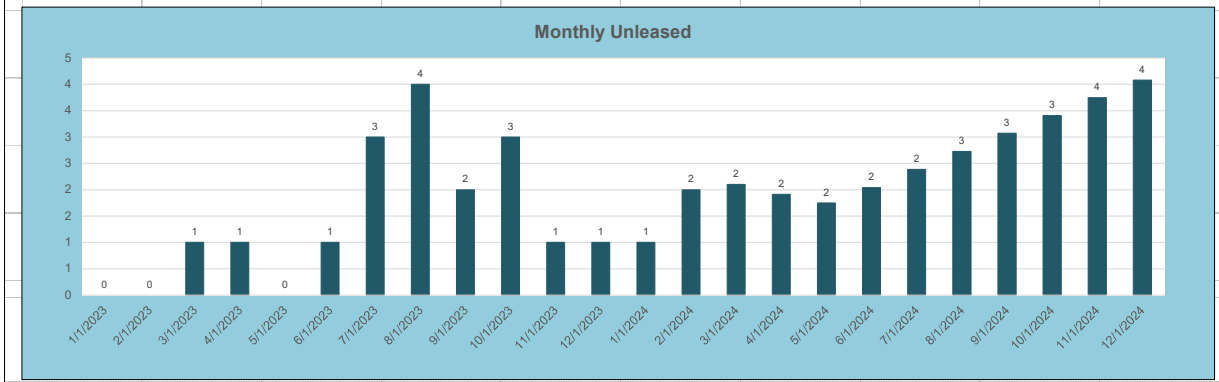
The EHV TYT does include budget authority information in a few places as, if costs are exceeding budget authority, you will need to contact for you FMC FA to request more budget authority.

EHV Program Projection Variables			
Success Rate	67%	Annual Turnover Rate	6.9%
EOP Rate as of 1/31/2023 (199 TB.PB EOPs): 7.53%			

Time from Issuance to HAP Effective Date (Current: 2.28 months)	
% leased in 30 days	18%
% leased in 30 to 60 days	40%
% leased in 60 to 90 days	38%
% leased in 90 to 120 days	4%
% leased in 120 to 150 days	0%

EHV Leasing Outcome: Current and Following Year Projections		
	2023	2024
UML % of ACC (UMA)	97.7%	95.9%
2025		
Annual UML/UMA	90.0%	

- [Upload DCR](#)
- [Save](#)
- [Data Upload](#)



0 VASH HCV Leasing and Spending Projection

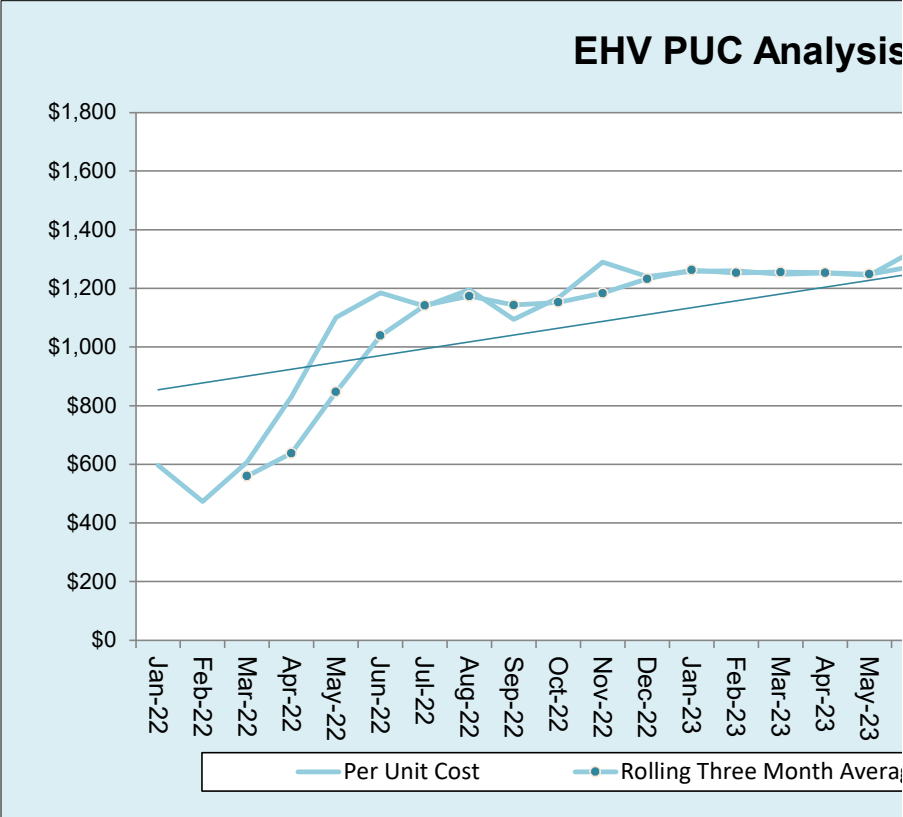
2023	UMAs	Actual UMLs	Actual HAP	Vouchers Issued/Projected To Be Issued	Other Planned Additions/ Reductions	New Leasing from Issued Vouchers	Estimated Attrition	UMLs: Actual/Projected	HAP: Actual/Projected	PUC: Actual/Projected	Manual PUC Override	Cumulative % Annual Leased	Monthly UML %
Jan-23	62	62	\$77,976			0	-0.4	62	\$77,976	\$1,258		100.0%	100.0%
Feb-23	62	62	\$78,144			0	-0.4	62	\$78,144	\$1,260		100.0%	100.0%
Mar-23	62	61	\$76,113			0	-0.4	61	\$76,113	\$1,248		99.5%	98.4%
Apr-23	62	61	\$76,358			0	-0.4	61	\$76,358	\$1,252		99.2%	98.4%
May-23	62	62	\$77,178			0	-0.4	62	\$77,178	\$1,245		99.4%	100.0%
Jun-23	62	61	\$81,086			0	-0.4	61	\$81,086	\$1,329		99.2%	98.4%
Jul-23	62	59	\$74,455			0	-0.4	59	\$74,455	\$1,262		98.6%	95.2%
Aug-23	62	58	\$75,991			0	-0.3	58	\$75,991	\$1,310		98.0%	93.5%
Sep-23	62	60	\$77,123			0	-0.3	60	\$77,123	\$1,285		97.8%	96.8%
Oct-23	62	59	\$76,357			0	-0.3	59	\$76,357	\$1,294		97.6%	95.2%
Nov-23	62	61	\$78,791			0	-0.3	61	\$78,791	\$1,292		97.7%	98.4%
Dec-23	62	61	\$78,714			0	-0.4	61	\$78,714	\$1,290		97.7%	98.4%
Total	744	727	\$928,286	0	0	0	-4.2	727	\$928,286			97.7%	
2024													
Jan-24	62	61	\$75,920			0	-0.4	61	\$75,920	\$1,245		98.4%	98.4%
Feb-24	62	60	\$77,306	2		0	-0.4	60	\$77,306	\$1,288		97.6%	96.8%
Mar-24	62	0	\$0			0	-0.3	60	\$77,172	\$1,288		97.3%	96.6%
Apr-24	62	0	\$0			1	-0.3	60	\$77,419	\$1,288		97.2%	96.9%
May-24	62	0	\$0			1	-0.3	60	\$77,629	\$1,288		97.2%	97.2%
Jun-24	62	0	\$0			0	-0.3	60	\$77,252	\$1,288		97.1%	96.7%
Jul-24	62	0	\$0			0	-0.3	60	\$76,807	\$1,288		97.0%	96.2%
Aug-24	62	0	\$0			0	-0.3	59	\$76,366	\$1,288		96.8%	95.6%
Sep-24	62	0	\$0			0	-0.3	59	\$75,926	\$1,288		96.6%	95.0%
Oct-24	62	0	\$0			0	-0.3	59	\$75,489	\$1,288		96.4%	94.5%
Nov-24	62	0	\$0			0	-0.3	58	\$75,055	\$1,288		96.2%	94.0%
Dec-24	62	0	\$0			0	-0.3	58	\$74,623	\$1,288		95.9%	93.4%
Total	744	121	\$153,226	2	0	1	-4.1	714	\$916,965			95.9%	

Emergency Housing Vouchers Administrative Details

Time	Obligations Ongoing Admin Fee	Disbursements Ongoing Admin Fee	Ongoing Administrative Expenses	Obligations Preliminary Services	Disbursements Preliminary Services	Preliminary Fee Expenses	Obligations Admin: Service Fees	Disbursements Admin: Service Fees	Service Fee: Housing Search Assistance Expenses	Service Fee: Security/Utility Deposit/Rental Application/Holding Fee Expenses	Service Fee: Owner Incentive Expenses	Service Fee: Other Eligible Expenses
1/1/2022	-	-	\$8,953	-	-	\$0	-	-	\$0	\$0	\$0	\$0
2/1/2022	-	-	\$6,942	-	-	\$0	-	-	\$0	\$139	\$0	\$61
3/1/2022	-	-	\$10,162	-	-	\$0	-	-	\$0	\$305	\$0	\$505
4/1/2022	-	-	\$8,068	-	-	\$0	-	-	\$0	\$358	\$0	\$87
5/1/2022	-	-	\$7,745	-	-	\$0	-	-	\$0	\$4,620	\$0	\$0
6/1/2022	-	-	\$7,101	-	-	\$0	-	-	\$0	\$481	\$0	\$1,129
7/1/2022	-	-	\$11,439	-	-	\$0	-	-	\$0	\$7,756	\$0	\$2,966
8/1/2022	-	-	\$7,543	-	-	\$0	-	-	\$0	\$15,610	\$0	\$2,250
9/1/2022	-	-	\$10,217	-	-	\$0	-	-	\$0	\$9,710	\$0	\$3,155
10/1/2022	-	-	\$7,727	-	-	\$0	-	-	\$0	\$15,059	\$0	\$2,784
11/1/2022	-	-	\$6,738	-	-	\$0	-	-	\$0	\$883	\$0	\$619
12/1/2022	-	-	\$8,493	-	-	\$0	-	-	\$0	\$2,091	\$0	\$3,378
1/1/2023	\$2,370	\$6,967	\$4,791	\$0	\$0	\$0	\$7,000	\$0	\$0	\$5,859	\$0	\$450
2/1/2023	\$2,370	\$6,966	\$4,889	\$0	\$0	\$0	\$7,000	\$0	\$0	\$54	\$0	\$1,043
3/1/2023	\$2,370	\$7,333	\$9,822	\$0	\$0	\$0	\$7,000	\$0	\$0	\$0	\$0	\$1,296
4/1/2023	\$2,370	\$7,332	\$7,260	\$0	\$0	\$0	\$7,000	\$0	\$0	\$0	\$0	\$1,926
5/1/2023	\$6,435	\$7,439	\$5,855	\$0	\$0	\$0	\$7,000	\$0	\$0	\$1,200	\$0	\$2,579
6/1/2023	\$6,435	\$7,124	\$8,474	\$0	\$0	\$0	\$7,000	\$0	\$0	\$2,300	\$0	\$964
7/1/2023	\$6,435	\$7,682	\$6,835	\$0	\$0	\$0	\$7,000	\$0	\$0	\$44	\$0	\$139
8/1/2023	\$6,435	\$6,848	\$9,361	\$0	\$0	\$0	\$7,000	\$0	\$0	\$3,777	\$0	\$2,637
9/1/2023	\$6,435	\$6,740	\$7,904	\$0	\$0	\$0	\$7,000	\$0	\$0	\$0	\$0	\$139
10/1/2023	\$6,435	\$6,740	\$7,110	\$0	\$0	\$0	\$7,000	\$0	\$0	\$0	\$0	\$819
11/1/2023	\$6,435	\$6,740	\$4,635	\$0	\$0	\$0	\$7,000	\$0	\$0	\$2,390	\$0	\$382
12/1/2023	\$6,435	\$6,741	\$5,420	\$0	\$0	\$0	\$7,000	\$0	\$0	\$0	\$0	\$139
1/1/2024	\$4,460	\$5,403	\$3,482	\$0	\$0	\$0	\$0	\$0	\$0	\$0	\$0	\$294
2/1/2024	\$4,460	\$5,403	\$0	\$0	\$0	\$0	\$0	\$0	\$0	\$0	\$0	\$0
3/1/2024	\$4,460	\$7,121	\$0	\$0	\$0	\$0	\$0	\$0	\$0	\$0	\$0	\$0
4/1/2024	\$4,460	\$7,120	\$0	\$0	\$0	\$0	\$0	\$0	\$0	\$0	\$0	\$0
5/1/2024	\$4,460	\$0	\$0	\$0	\$0	\$0	\$0	\$0	\$0	\$0	\$0	\$0
6/1/2024	\$0	\$0	\$0	\$0	\$0	\$0	\$0	\$0	\$0	\$0	\$0	\$0
Year 0 Total	\$0	\$0	\$101,128	\$0	\$0	\$0	\$0	\$0	\$0	\$57,012	\$0	\$16,934
Year 1 Total	\$60,958	\$84,652	\$82,356	\$0	\$0	\$0	\$84,000	\$0	\$0	\$15,624	\$0	\$12,513
Year 2 (6 Months) Total	\$22,299	\$25,047	\$3,482	\$0	\$0	\$0	\$0	\$0	\$0	\$0	\$0	\$294

HCV Leasing and Spending Projection

EHV PUC Analysis						
Year	Month	ACTUAL Leased Units	Actual HAP	Per Unit Cost	Monthly Change	Rolling Three Month Average
2022	J	1	\$597	\$597.00		
2022	F	3	\$1,421	\$473.67	↓ -20.66%	
2022	M	7	\$4,253	\$607.57	↑ 28.27%	\$559.41
2022	A	12	\$9,973	\$831.08	↑ 36.79%	\$637.44
2022	M	19	\$20,919	\$1,101.00	↑ 32.48%	\$846.55
2022	J	24	\$28,436	\$1,184.83	↑ 7.61%	\$1,038.97
2022	J	34	\$38,731	\$1,139.15	↓ -3.86%	\$1,141.66
2022	A	41	\$49,037	\$1,196.02	↑ 4.99%	\$1,173.33
2022	S	47	\$51,397	\$1,093.55	↓ -8.57%	\$1,142.91
2022	O	53	\$61,852	\$1,167.02	↑ 6.72%	\$1,152.20
2022	N	54	\$69,640	\$1,289.63	↑ 10.51%	\$1,183.40
2022	D	57	\$70,708	\$1,240.49	↓ -3.81%	\$1,232.38
2023	J	62	\$77,976	\$1,257.68	↔ 1.39%	\$1,262.60
2023	F	62	\$78,144	\$1,260.39	↔ 0.22%	\$1,252.85
2023	M	61	\$76,113	\$1,247.75	↔ -1.00%	\$1,255.27
2023	A	61	\$76,358	\$1,251.77	↔ 0.32%	\$1,253.30
2023	M	62	\$77,178	\$1,244.81	↔ -0.56%	\$1,248.11
2023	J	61	\$81,086	\$1,329.28	↑ 6.79%	\$1,275.29
2023	J	59	\$74,455	\$1,261.95	↓ -5.07%	\$1,278.68
2023	A	58	\$75,991	\$1,310.19	↑ 3.82%	\$1,300.47
2023	S	60	\$77,123	\$1,285.38	↔ -1.89%	\$1,285.84
2023	O	59	\$76,357	\$1,294.19	↔ 0.68%	\$1,296.59
2023	N	61	\$78,791	\$1,291.66	↔ -0.20%	\$1,290.41
2023	D	61	\$78,714	\$1,290.39	↔ -0.10%	\$1,292.08
2024	J	61	\$75,920	\$1,244.59	↓ -3.55%	\$1,275.55
2024	F	60	\$77,306	\$1,288.43	↑ 3.52%	\$1,274.47
2024	M					
2024	A					
2024	M					
2024	J					



Choose PUC Method Last Actual (Default)

HA of Pierce County HUD-CoC Leasing Schedule

PHA	WA054
CoC	

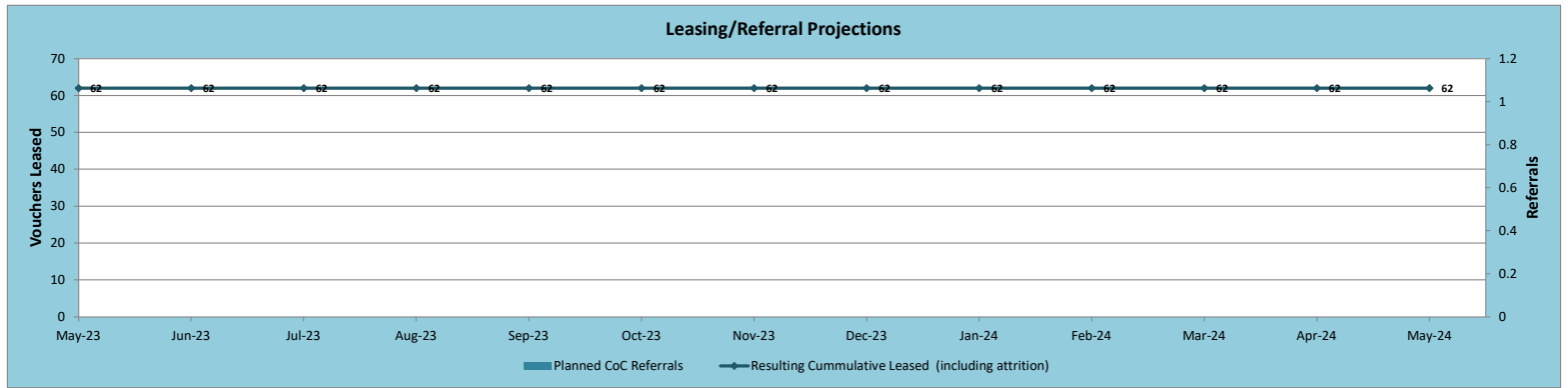
Allocation	
Year	Allocation
2022	62

Referrals/Leasing	
Current Number of Leased EHV Vouchers	62
Active and Searching Vouchers	
Percent Referrals that Result in Issued Vouchers	90%
Leasing Success Rate	67%
Attrition Rate	6.9%
Leasing Needed to Reach Full Leasing (Today)	0
Leasing Needed to Reach Full Leasing (for next 12 months, includes attrition)	4
# Referrals Needed over 12 months to Reach Full Leasing	7
# Referrals Needed over 12 months to Reach 94% Leasing	1

Time from Issuance to HAP	
Number of Days	Percent Leased
1 - 30	18%
31 - 60	40%
61 - 90	38%
91 - 120	4%
> 120	0%
Total	100%

What is this thing?

Leasing Goal	
Units	0



Leasing Schedule															
Month	May-23	Jun-23	Jul-23	Aug-23	Sep-23	Oct-23	Nov-23	Dec-23	Jan-24	Feb-24	Mar-24	Apr-24	May-24	Total	
Planned CoC Referrals	-													0	
Resulting Issuances	0	0	0	0	0	0	0	0	0	0	0	0	0	0	
Of this month's issuances, how many are PBVs?														0	
Resulting Leased	0.0	0.0	0.0	0.0	0.0	0.0	0.0	0.0	0.0	0.0	0.0	0.0	0.0	0	
May-23	0.0	0.0	0.0	0.0	0.0	0.0								0	
Jun-23		0.0	0.0	0.0	0.0	0.0	0.0							0	
Jul-23			0.0	0.0	0.0	0.0	0.0	0.0						0	
Aug-23				0.0	0.0	0.0	0.0	0.0	0.0					0	
Sep-23					0.0	0.0	0.0	0.0	0.0	0.0				0	
Oct-23						0.0	0.0	0.0	0.0	0.0	0.0			0	
Nov-23							0.0	0.0	0.0	0.0	0.0	0.0		0	
Dec-23								0.0	0.0	0.0	0.0	0.0	0.0	0	
Jan-24									0.0	0.0	0.0	0.0	0.0	0	
Feb-24										0.0	0.0	0.0	0.0	0	
Mar-24											0.0	0.0	0.0	0	
Apr-24												0.0	0.0	0	
May-24													0.0	0	
Resulting Cumulative Leased (including attrition)	62	62	62	62	62	62	62	62	62	62	62	62	62		
Percent of Program Allocation Increase/Decrease	-	0.0%	0.0%	0.0%	0.0%	0.0%	0.0%	0.0%	0.0%	0.0%	0.0%	0.0%	0.0%		
Overall Utilization Rate	100.0%	100.0%	100.0%	100.0%	100.0%	100.0%	100.0%	100.0%	100.0%	100.0%	100.0%	100.0%	100.0%		

Referrals - Actual v. Projected														Total
	May-23	Jun-23	Jul-23	Aug-23	Sep-23	Oct-23	Nov-23	Dec-23	Jan-24	Feb-24	Mar-24	Apr-24	May-24	
Projected	0	0	0	0	0	0	0	0	0	0	0	0	0	0
Actual														0
Difference	0	0	0	0	0	0	0	0	0	0	0	0	0	0

Additional Disbursement for WA054 (HA of Pierce County) - FYE 12/31 (Obligations/Disbursements As of February 6, 2023)

Housing Assistance Payments (HAP)											ESTIMATED HUD HELD				
Owner	PHA HELD														
Category (BOM: Beginning of Month EOM: End of Month)	Calculated BOM PHA-Held RNP	Actual/Projected Disbursements (HUD to PHA)	Actual/Projected Expenses	Disbursements Minus Expenditures	Fraud Recovery/ FSS Forfeitures (VMS)	Calculated EOM RNP	Reported EOM RNP (VMS)	Difference	Actual/Projected UMLs	BOM HHR	Obligations (HUDCAPS)	Actual/Projected Disbursements (HUD to PHA)	RFs	EOM HHR	
2023/2024											2023/2024				
January-23	(\$121,199)	\$140,830	\$77,976	\$62,854	\$0	(\$58,345)	(\$124,773)	\$66,428	62	\$577,061	\$0	\$140,830	\$0	\$436,231	
February-23	(\$58,345)	\$20,153	\$78,144	(\$7,991)	\$0	(\$116,336)	(\$182,764)	\$66,428	62	\$436,231	\$0	\$20,153	\$0	\$416,078	
March-23	(\$116,336)	\$297,626	\$76,113	\$221,513	\$0	\$105,177	\$159,427	(\$54,250)	61	\$416,078	\$0	\$297,626	\$0	\$118,452	
April-23	\$105,177	\$73,398	\$76,358	(\$2,960)	\$0	\$102,217	\$156,467	(\$54,250)	61	\$118,452	\$0	\$73,398	\$0	\$45,054	
May-23	\$102,217	\$0	\$77,178	(\$77,178)	\$0	\$25,039	\$79,289	(\$54,250)	62	\$45,054	\$54,759	\$0	\$0	\$99,814	
June-23	\$25,039	\$50,393	\$81,086	(\$30,693)	\$0	(\$5,654)	\$48,596	(\$54,250)	61	\$99,814	\$60,088	\$50,393	\$0	\$109,508	
July-23	(\$5,654)	\$78,148	\$74,455	\$3,693	\$0	(\$1,961)	\$52,289	(\$54,250)	59	\$109,508	\$60,088	\$78,148	\$0	\$91,448	
August-23	(\$1,961)	\$68,706	\$75,991	(\$7,285)	\$0	(\$9,246)	\$45,004	(\$54,250)	58	\$91,448	\$60,088	\$68,706	\$0	\$82,830	
September-23	(\$9,246)	\$81,828	\$77,123	\$4,705	\$0	(\$4,541)	\$49,709	(\$54,250)	60	\$82,830	\$60,088	\$81,828	\$0	\$61,090	
October-23	(\$4,541)	\$73,502	\$76,357	(\$2,855)	\$0	(\$7,396)	\$46,854	(\$54,250)	59	\$61,090	\$60,088	\$73,502	\$0	\$47,675	
November-23	(\$7,396)	\$73,502	\$78,791	(\$5,289)	\$0	(\$12,685)	\$41,565	(\$54,250)	61	\$47,675	\$60,088	\$73,502	\$0	\$34,261	
December-23	(\$12,685)	\$75,142	\$78,714	(\$3,572)	\$0	(\$16,257)	\$37,993	(\$54,250)	61	\$34,261	\$60,088	\$75,142	\$0	\$19,207	
January-24	(\$16,257)	\$81,958	\$75,920	\$6,038	\$0	(\$10,219)	\$0	(\$10,219)	61	\$19,207	\$79,114	\$81,958	\$0	\$16,363	
February-24	(\$10,219)	\$81,958	\$77,306	\$4,652	\$0	(\$5,567)	\$0	(\$5,567)	60	\$16,363	\$79,114	\$81,958	\$0	\$13,518	
March-24	(\$5,567)	\$78,779	\$77,172	\$1,607	\$0	(\$3,960)	\$0	(\$3,960)	60	\$13,518	\$79,114	\$78,779	\$0	\$13,853	
April-24	(\$3,960)	\$78,780	\$77,419	\$1,361	\$0	(\$2,599)	\$0	(\$2,599)	60	\$13,853	\$79,114	\$78,780	\$0	\$14,187	
May-24	(\$2,599)	\$0	\$77,629	(\$77,629)	\$0	(\$80,228)	\$0	(\$80,228)	60	\$14,187	\$79,114	\$0	\$0	\$93,300	
June-24	(\$80,228)	\$0	\$77,252	(\$77,252)	\$0	(\$157,480)	\$0	(\$157,480)	60	\$93,300	\$0	\$0	\$0	\$93,300	
Total for CY 2023		\$1,033,228	\$928,286		\$0						\$475,374	\$1,033,228			
Total		\$1,354,703	\$1,390,984		\$0						\$870,942	\$1,354,703			
Color Key:		= Beginning Balance for the Year				= Calculated Fields			= EHV Data / or Projected Data		= HUDCAPS Data			= Projected	
General Comments:															

Category	Amount	Comments
Proposed Advance:	\$5,567	
Adjustments		Carry Forward?
Prior Period	\$0	
HUD		
PHA		
SPVs		
Actual Advance:	\$5,600	

Save and Submit

Additional Information	
HHR/Current BA Available?	
Frontload Request to OPS?	
Referral to FO or SPT?	Date
Additional Disbursement Needed?	Yes

Reconciliation Assist - Prior Year			
2022 (CY)	Reconciliation	CY 2022 VMS	Delta
HAP	\$406,964	\$406,964	\$0
Fraud/FSS	\$0	\$0	\$0
Delta			\$0

18-Month	Reconciliation
HAP	\$406,964
Fraud/FSS	\$3,135